

Lusail International Circuit

CLASSIFICATION

QATAR AIRWAYS GRAND PRIX OF QATAR

QUALIFYING NR. 1

#	Rider	Nation	Team	Motorcycle	Time	Lap Total	Gap	T. Speed
1	79 Ai OGURA	JPN	Trackhouse MotoGP Team	APRILIA	1'51.104	7 / 7		352.9
2	42 Alex RINS	SPA	Monster Energy Yamaha MotoGP Team	YAMAHA	1'51.512	5 / 6	0.408 0.408	343.9
3	72 Marco BEZZECCHI	ITA	Aprilia Racing	APRILIA	1'51.553	6 / 7	0.449 0.041	355.2
4	1 Jorge MARTIN	SPA	Aprilia Racing	APRILIA	1'51.655	3 / 7	0.551 0.102	350.6
5	10 Luca MARINI	ITA	Honda HRC Castrol	HONDA	1'51.728	7 / 7	0.624 0.073	348.3
6	43 Jack MILLER	AUS	Prima Pramac Yamaha MotoGP	YAMAHA	1'51.735	6 / 7	0.631 0.007	348.3
7	25 Raul FERNANDEZ	SPA	Trackhouse MotoGP Team	APRILIA	1'51.822	6 / 7	0.718 0.087	348.3
8	33 Brad BINDER	RSA	Red Bull KTM Factory Racing	KTM	1'51.947	5 / 6	0.843 0.125	354.0
9	7 Augusto FERNANDEZ	SPA	Prima Pramac Yamaha MotoGP	YAMAHA	1'51.975	7 / 7	0.871 0.028	347.2
10	23 Enea BASTIANINI	ITA	Red Bull KTM Tech3	KTM	1'52.178	7 / 7	1.074 0.203	350.6
11	36 Joan MIR	SPA	Honda HRC Castrol	HONDA	1'52.205	7 / 7	1.101 0.027	350.6
12	35 Somkiat CHANTRA	THA	IDEMITSU Honda LCR	HONDA	1'53.244	3 / 7	2.140 1.039	345.0

Practice condition: **Dry**

Air: 33°

Humidity: 39%

Ground: 49°

Fastest Lap:	Lap: 7	Ai OGURA	1'51.104	174.3 Km/h
Best Race Lap:	2024	Pedro ACOSTA	1'52.657	171.9 Km/h
All-Time Lap Record:	2024	Jorge MARTIN	1'50.789	174.8 Km/h

The results are provisional until the end of the limit for protest and appeals.

Time limit for protest expires 60' after publication of the results - Time: **16:07**

Franck VAYSSIÉ

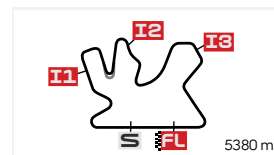
These data/results cannot be reproduced, stored and/or transmitted in whole or in part by any manner of electronic, mechanical, photocopying, recording, broadcasting or otherwise now known or herein after developed without the previous express consent by the copyright owner, except for reproduction in daily press and regular printed publications on sale to the public within 60 days of the event related to those data/results and always provided that copyright symbol appears together as follows below.

© DORNA, 2025

Official MotoGP Timing by

www.motogp.com

Doha, Saturday, April 12, 2025



Lusail International Circuit

TOP SPEED & AVERAGE

QATAR AIRWAYS GRAND PRIX OF QATAR QUALIFYING NR. 1

#	Rider	Nation	Motorcycle	Top 5 speeds					Average	Top
72	Marco BEZZECCHI	ITA	APRILIA	355.2	354.0	349.5	348.3	348.3	351.1	355.2
33	Brad BINDER	RSA	KTM	354.0	352.9	352.9	350.6		352.6	354.0
79	Ai OGURA	JPN	APRILIA	352.9	350.6	349.5	347.2	347.2	349.5	352.9
1	Jorge MARTIN	SPA	APRILIA	350.6	348.3	348.3	346.1	345.0	347.7	350.6
23	Enea BASTIANINI	ITA	KTM	350.6	350.6	350.6	350.6	350.6	350.6	350.6
36	Joan MIR	SPA	HONDA	350.6	349.5	347.2	347.2	343.9	347.7	350.6
10	Luca MARINI	ITA	HONDA	348.3	347.2	347.2	346.1	338.5	345.5	348.3
25	Raul FERNANDEZ	SPA	APRILIA	348.3	347.2	345.0	342.8	250.0	326.7	348.3
43	Jack MILLER	AUS	YAMAHA	348.3	347.2	343.9	343.9	342.8	345.2	348.3
7	Augusto FERNANDEZ	SPA	YAMAHA	347.2	345.0	343.9	341.7	339.6	343.5	347.2
35	Somkiat CHANTRA	THA	HONDA	345.0	343.9	342.8	342.8		343.6	345.0
42	Alex RINS	SPA	YAMAHA	343.9	342.8	341.7	341.7		342.5	343.9

These data/results cannot be reproduced, stored and/or transmitted in whole or in part by any manner of electronic, mechanical, photocopying, recording, broadcasting or otherwise now known or herein after developed without the previous express consent by the copyright owner, except for reproduction in daily press and regular printed publications on sale to the public within 60 days of the event related to those data/results and always provided that copyright symbol appears together as follows below.

© DORNA, 2025

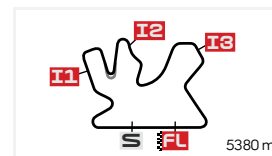
Official MotoGP Timing by www.motogp.com

Doha, Saturday, April 12, 2025

CHRONOLOGICAL ANALYSIS OF PERFORMANCES

QATAR AIRWAYS GRAND PRIX OF QATAR

QUALIFYING NR. 1



Lusail International Circuit

* Lap / Sector time cancelled

P Crossing the finish line in pit lane

** Tyre data subject to further updates

T1 Time from finish line to 1st intermediate

T2 Time from 1st intermed. to 2nd intermed.

T3 Time from 2nd intermed. to 3rd intermed.

T4 Time from 3rd intermediate to finish line

Lap	Lap Time	T1	T2	T3	T4	Speed	Lap	Lap Time	T1	T2	T3	T4	Speed
1st	79	Ai OGURA		APRILIA	JPN								
		Trackhouse MotoGP Team											
		Runs=2	Total laps=7	Full laps=4	Valid laps=4								
Run #	1	Front Tyre	Slick-Medium	Rear Tyre	Slick-Soft		Run #	1	Front Tyre	Slick-Medium	Rear Tyre	Slick-Soft	
		New Tyre		New Tyre					New Tyre		New Tyre		
1	2'11.704	28.278	31.461	27.907	29.773		1	2'07.590	27.276	30.800	27.329	30.118	
2	1'51.502	27.626	29.733	26.826	27.317	347.2	2	1'53.668	28.002	31.084	27.191	27.391	348.3
3	1'51.976	27.472	30.020	26.869	27.615	352.9	3	1'51.655	27.628	29.946	26.759	27.322	346.1
4	1'57.393 P	31.190	30.877	27.227	28.099	349.5	4	2'02.717 P	34.091	31.282	27.961	29.383	348.3
		4 Laps at start		New Tyre					4 Laps at start		New Tyre		
5	4'09.085	33.433	30.736	28.851	31.272		5	4'08.502	26.361	34.419	32.436	39.411	
6	2'01.173	33.617	32.520	27.398	27.638	347.2	6	1'59.829	32.394	32.780	27.034	27.621	345.0
7	1'51.104	27.480	29.697	26.751	27.176	350.6	7	1'51.934	27.564	30.083	26.819	27.468	350.6
2nd	42	Alex RINS		YAMAHA	SPA								
		Monster Energy Yamaha MotoGP Team											
		Runs=2	Total laps=6	Full laps=3	Valid laps=3								
Run #	1	Front Tyre	Slick-Medium	Rear Tyre	Slick-Soft		Run #	1	Front Tyre	Slick-Medium	Rear Tyre	Slick-Soft	
		New Tyre		New Tyre					New Tyre		New Tyre		
1	2'13.747	28.425	31.089	27.261	27.800		1	2'18.152	27.423	30.796	27.255	27.635	
2	1'52.211	27.933	29.978	26.863	27.437	343.9	2	1'52.357	28.085	29.998	26.878	27.396	347.2
3	1'58.848 P	27.774	30.033	26.868	34.173	342.8	3	1'51.932	27.658	29.982	26.786	27.506	347.2
		3 Laps at start		New Tyre					3 Laps at start		New Tyre		
4	5'40.149	26.977	30.528	27.050	27.551		4	1'58.342 P	30.253	31.553	28.239	28.297	338.5
5	1'51.512	27.737	29.782	26.604	27.389	341.7			4 Laps at start		New Tyre		
6	1'53.144	27.771	29.946	26.726	28.701	341.7	5	4'06.994	27.492	30.659	30.475	41.862	
		New Tyre		New Tyre			6	1'52.638	27.807	30.007	27.166	27.658	348.3
		New Tyre		New Tyre			7	1'51.728	27.655	29.918	26.747	27.408	346.1
3rd	72	Marco BEZZECCHI		APRILIA	ITA								
		Aprilia Racing											
		Runs=2	Total laps=7	Full laps=4	Valid laps=4								
Run #	1	Front Tyre	Slick-Medium	Rear Tyre	Slick-Soft		Run #	1	Front Tyre	Slick-Medium	Rear Tyre	Slick-Soft	
		New Tyre		New Tyre					New Tyre		New Tyre		
1	2'07.398	27.909	31.209	27.393	30.392		1	2'07.135	29.273	34.118	28.101	31.168	
2	1'52.454	27.950	30.004	26.893	27.607	354.0	2	1'52.555	27.797	30.005	27.111	27.642	342.8
3	1'51.829	27.598	30.011	26.913	27.307	355.2	3	1'52.718	27.945	30.140	27.088	27.545	343.9
4	2'05.028 P	33.752	33.445	27.724	30.107	349.5	4	2'05.365 P	31.064	32.559	32.079	29.663	343.9
		4 Laps at start		New Tyre					4 Laps at start		New Tyre		
5	3'44.936	26.800	30.413	27.659	27.761		5	4'11.507	26.991	30.565	27.563	31.874	
6	1'51.553	27.621	29.901	26.766	27.265	348.3			New Tyre		New Tyre		
7	1'57.732	32.286	30.616	27.142	27.688	348.3			New Tyre		New Tyre		
Fastest Lap:		Ai OGURA	JPN	Trackhouse MotoGP Team	1'51.104	27.480	29.697	26.751	27.176				

These data/results cannot be reproduced, stored and/or transmitted in whole or in part by any manner of electronic, mechanical, photocopying, recording, broadcasting or otherwise now known or herein after developed without the previous express consent by the copyright owner, except for reproduction in daily press and regular printed publications on sale to the public within 60 days of the event related to those data/results and always provided that copyright symbol appears together as follows below.

© DORNA, 2025

Official MotoGP Timing by

www.motogp.com

Doha, Saturday, April 12, 2025

Qualifying Nr. 1

MotoGP™

Lap	Lap Time	T1	T2	T3	T4	Speed
6	1'51.735	27.580	29.753	26.962	27.440	347.2
7	2'05.220	33.519	35.377	28.044	28.280	348.3

7th 25 Raul FERNANDEZ APRILIA SPA
Trackhouse MotoGP Team
Runs=2 Total laps=7 Full laps=4 Valid laps=4

Run #	1	Front Tyre	Slick-Medium	Rear Tyre	Slick-Soft
			New Tyre		New Tyre
1	2'29.310	28.024	30.928	27.500	27.707
2	1'52.294	27.891	30.049	26.921	27.433
3	1'56.257	27.923	30.149	26.929	31.256
4	2'04.750 P	33.710	32.401	28.172	30.467

Run #	2	Front Tyre	Slick-Medium	Rear Tyre	Slick-Soft
			4 Laps at start		New Tyre
5	3'43.982	30.034	30.808	28.771	36.029
6	1'51.822	27.783	29.928	26.759	27.352
7	2'02.633	27.822	36.935	28.629	29.247

8th 33 Brad BINDER KTM RSA
Red Bull KTM Factory Racing
Runs=2 Total laps=6 Full laps=3 Valid laps=3

Run #	1	Front Tyre	Slick-Medium	Rear Tyre	Slick-Soft
			New Tyre		New Tyre
1	2'15.667	28.897	31.155	29.903	28.039
2	1'51.970	27.755	30.038	26.845	27.332
3	1'58.647 P	27.771	30.093	26.949	33.834

Run #	2	Front Tyre	Slick-Medium	Rear Tyre	Slick-Soft
			3 Laps at start		New Tyre
4	5'59.761	29.554	30.671	29.457	36.930
5	1'51.947	27.597	29.983	26.895	27.472
6	1'59.239	27.920	36.433	27.188	27.698

9th 7 Augusto FERNANDEZ YAMAHA SPA
Prima Pramac Yamaha MotoGP
Runs=2 Total laps=7 Full laps=4 Valid laps=4

Run #	1	Front Tyre	Slick-Medium	Rear Tyre	Slick-Soft
			New Tyre		New Tyre
1	2'14.195	29.038	31.079	27.658	28.031
2	1'52.375	27.895	30.012	26.920	27.548
3	1'52.185	27.709	30.025	26.921	27.530
4	2'03.593 P	33.705	31.943	28.270	29.675

Run #	2	Front Tyre	Slick-Medium	Rear Tyre	Slick-Soft
			4 Laps at start		New Tyre
5	3'59.969	28.866	31.217	30.415	36.218
6	1'59.228	28.301	32.232	31.059	27.636
7	1'51.975	27.734	29.838	26.868	27.535

10th 23 Enea BASTIANINI KTM ITA
Red Bull KTM Tech3
Runs=2 Total laps=7 Full laps=4 Valid laps=4

Run #	1	Front Tyre	Slick-Medium	Rear Tyre	Slick-Soft
			New Tyre		New Tyre
1	2'08.074	29.123	31.421	27.844	33.262
2	1'54.659	28.054	30.174	28.630	27.801
3	1'52.824	27.833	30.348	26.958	27.685
4	1'59.842 P	30.626	31.901	27.959	29.356

Fastest Lap: Ai OGURA JPN Trackhouse MotoGP Team **1'51.104** 27.480 29.697 26.751 27.176

Lap	Lap Time	T1	T2	T3	T4	Speed
Run # 2		Front Tyre	Slick-Medium	Rear Tyre	Slick-Soft	
			4 Laps at start		New Tyre	
5	4'09.220	29.967	31.057	33.004	35.102	
6	1'58.400	28.038	31.466	27.872	31.024	350.6
7	1'52.178	27.787	30.027	26.869	27.495	350.6

11th 36 Joan MIR HONDA SPA
Honda HRC Castrol
Runs=2 Total laps=7 Full laps=4 Valid laps=4

Run #	1	Front Tyre	Slick-Medium	Rear Tyre	Slick-Soft
			New Tyre		New Tyre
1	2'12.286	28.128	30.978	27.272	29.172
2	1'56.767	30.791	31.243	27.178	27.555
3	1'52.324	27.705	30.102	27.005	27.512
4	2'01.951 P	31.796	31.643	28.107	30.405

Run #	2	Front Tyre	Slick-Medium	Rear Tyre	Slick-Soft
			4 Laps at start		New Tyre
5	4'01.644	29.744	30.696	28.851	38.037
6	1'58.534	29.323	34.531	27.026	27.654
7	1'52.205	27.639	30.218	26.927	27.421

12th 35 Somkiat CHANTRA HONDA THA
IDEMITSU Honda LCR
Runs=3 Total laps=7 Full laps=3 Valid laps=3

Run #	1	Front Tyre	Slick-Medium	Rear Tyre	Slick-Soft
			New Tyre		New Tyre
1	2'09.921 P	30.305	32.156	28.802	29.230
Run # 2			1 Laps at start		1 Laps at start
2	2'54.517	27.967	30.881	27.578	27.908
3	1'53.244	28.130	30.169	27.290	27.655
4	1'57.951 P	28.112	30.898	28.816	30.125

Run #	3	Front Tyre	Slick-Medium	Rear Tyre	Slick-Soft
			4 Laps at start		New Tyre
5	3'20.832	27.390	31.362	28.023	28.076
6	1'53.738	27.927	30.443	27.373	27.995
7	1'54.133	28.038	30.593	27.511	27.991

These data/results cannot be reproduced, stored and/or transmitted in whole or in part by any manner of electronic, mechanical, photocopying, recording, broadcasting or otherwise now known or herein after developed without the previous express consent by the copyright owner, except for reproduction in daily press and regular printed publications on sale to the public within 60 days of the event related to those data/results and always provided that copyright symbol appears together as follows below.

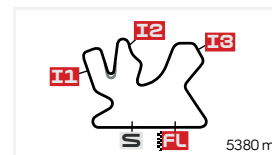
© DORNA, 2025

Official MotoGP Timing by TISSOT

www.motogp.com

Doha, Saturday, April 12, 2025





Lusail International Circuit

EVENT BEST MAXIMUM SPEED

QATAR AIRWAYS GRAND PRIX OF QATAR

QUALIFYING NR. 1

#	Rider	Nation	Team	Motorcycle	Km/h	
72	Marco BEZZECCHI	ITA	Aprilia Racing	APRILIA	355.2	Qualifying Nr. 1
33	Brad BINDER	RSA	Red Bull KTM Factory Racing	KTM	355.2	Free Practice Nr. 2
49	Fabio DI GIANNANTONIO	ITA	Pertamina Enduro VR46 Racing Team	DUCATI	355.2	Free Practice Nr. 2
37	Pedro ACOSTA	SPA	Red Bull KTM Factory Racing	KTM	354.0	Free Practice Nr. 2
12	Maverick VIÑALES	SPA	Red Bull KTM Tech3	KTM	354.0	Practice
79	Ai OGURA	JPN	Trackhouse MotoGP Team	APRILIA	352.9	Qualifying Nr. 1
63	Francesco BAGNAIA	ITA	Ducati Lenovo Team	DUCATI	352.9	Free Practice Nr. 2
93	Marc MARQUEZ	SPA	Ducati Lenovo Team	DUCATI	351.7	Practice
10	Luca MARINI	ITA	Honda HRC Castrol	HONDA	350.6	Free Practice Nr. 2
23	Enea BASTIANINI	ITA	Red Bull KTM Tech3	KTM	350.6	Qualifying Nr. 1
1	Jorge MARTIN	SPA	Aprilia Racing	APRILIA	350.6	Qualifying Nr. 1
36	Joan MIR	SPA	Honda HRC Castrol	HONDA	350.6	Qualifying Nr. 1
54	Fermin ALDEGUER	SPA	BK8 Gresini Racing MotoGP	DUCATI	349.5	Free Practice Nr. 2
21	Franco MORBIDELLI	ITA	Pertamina Enduro VR46 Racing Team	DUCATI	349.5	Free Practice Nr. 2
42	Alex RINS	SPA	Monster Energy Yamaha MotoGP Team	YAMAHA	349.5	Practice
43	Jack MILLER	AUS	Prima Pramac Yamaha MotoGP	YAMAHA	348.3	Qualifying Nr. 1
25	Raul FERNANDEZ	SPA	Trackhouse MotoGP Team	APRILIA	348.3	Qualifying Nr. 1
73	Alex MARQUEZ	SPA	BK8 Gresini Racing MotoGP	DUCATI	348.3	Free Practice Nr. 2
5	Johann ZARCO	FRA	CASTROL Honda LCR	HONDA	347.2	Free Practice Nr. 2
7	Augusto FERNANDEZ	SPA	Prima Pramac Yamaha MotoGP	YAMAHA	347.2	Qualifying Nr. 1
35	Somkiat CHANTRA	THA	IDEMITSU Honda LCR	HONDA	346.1	Practice
20	Fabio QUARTARARO	FRA	Monster Energy Yamaha MotoGP Team	YAMAHA	345.0	Practice

These data/results cannot be reproduced, stored and/or transmitted in whole or in part by any manner of electronic, mechanical, photocopying, recording, broadcasting or otherwise now known or herein after developed without the previous express consent by the copyright owner, except for reproduction in daily press and regular printed publications on sale to the public within 60 days of the event related to those data/results and always provided that copyright symbol appears together as follows below.

© DORNA, 2025

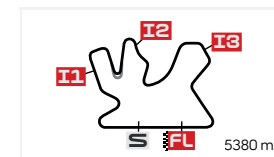
Official MotoGP Timing by

www.motogp.com

Doha, Saturday, April 12, 2025

BEST PARTIAL TIMES

QATAR AIRWAYS GRAND PRIX OF QATAR QUALIFYING NR. 1



Lusail International Circuit

IT Ideal Lap Time, sum of the best partial times

BT Best Lap Time

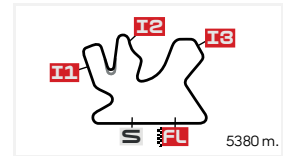
Pos	<i>T1</i>		<i>T2</i>		<i>T3</i>		<i>T4</i>		Pos	Rider	<i>IT</i>	<i>BT</i>	
	Rider	Time	Rider	Time	Rider	Time	Rider	Time					
1	A.OGURA	27.472	A.OGURA	29.697	A.RINS	26.604	A.OGURA	27.176	1	A.OGURA	1'51.096	1'51.104	(1)
2	J.MARTIN	27.564	J.MILLER	29.753	L.MARINI	26.747	M.BEZZECCHI	27.265	2	A.RINS	1'51.512	1'51.512	(2)
3	J.MILLER	27.580	A.RINS	29.782	A.OGURA	26.751	J.MARTIN	27.322	3	M.BEZZECCHI	1'51.530	1'51.553	(3)
4	B.BINDER	27.597	A.FERNANDEZ	29.838	J.MARTIN	26.759	B.BINDER	27.332	4	J.MARTIN	1'51.591	1'51.655	(4)
5	M.BEZZECCHI	27.598	M.BEZZECCHI	29.901	R.FERNANDEZ	26.759	R.FERNANDEZ	27.352	5	L.MARINI	1'51.716	1'51.728	(5)
6	J.MIR	27.639	L.MARINI	29.918	M.BEZZECCHI	26.766	A.RINS	27.389	6	J.MILLER	1'51.735	1'51.735	(6)
7	L.MARINI	27.655	R.FERNANDEZ	29.928	B.BINDER	26.845	L.MARINI	27.396	7	B.BINDER	1'51.757	1'51.947	(8)
8	A.FERNANDEZ	27.709	J.MARTIN	29.946	A.FERNANDEZ	26.868	J.MIR	27.421	8	R.FERNANDEZ	1'51.822	1'51.822	(7)
9	A.RINS	27.737	B.BINDER	29.983	E.BASTIANINI	26.869	J.MILLER	27.440	9	A.FERNANDEZ	1'51.945	1'51.975	(9)
10	R.FERNANDEZ	27.783	E.BASTIANINI	30.027	J.MIR	26.927	E.BASTIANINI	27.495	10	J.MIR	1'52.089	1'52.205	(11)
11	E.BASTIANINI	27.787	J.MIR	30.102	J.MILLER	26.962	A.FERNANDEZ	27.530	11	E.BASTIANINI	1'52.178	1'52.178	(10)
12	S.CHANTRA	27.927	S.CHANTRA	30.169	S.CHANTRA	27.290	S.CHANTRA	27.655	12	S.CHANTRA	1'53.041	1'53.244	(12)

These data/results cannot be reproduced, stored and/or transmitted in whole or in part by any manner of electronic, mechanical, photocopying, recording, broadcasting or otherwise now known or herein after developed without the previous express consent by the copyright owner, except for reproduction in daily press and regular printed publications on sale to the public within 60 days of the event related to those data/results and always provided that copyright symbol appears together as follows below.

© DORNA, 2025

FASTEST LAPS SEQUENCE

QATAR AIRWAYS GRAND PRIX OF QATAR QUALIFYING NR. 1



Lusail International Circuit

<i>Practice Time</i>	<i>#</i>	<i>Rider</i>	<i>Nation</i>	<i>Motorcycle</i>	<i>Time</i>	<i>Km/h</i>	<i>Rider's Lap</i>
3'59.690	43	Jack MILLER	AUS	YAMAHA	1'52.555	172.0	2
3'59.852	72	Marco BEZZECCHI	ITA	APRILIA	1'52.454	172.2	2
4'03.206	79	Ai OGURA	JPN	APRILIA	1'51.502	173.7	2
15'53.937	79	Ai OGURA	JPN	APRILIA	1'51.104	174.3	7

These data/results cannot be reproduced, stored and/or transmitted in whole or in part by any manner of electronic, mechanical, photocopying, recording, broadcasting or otherwise now known or herein after developed without the previous express consent by the copyright owner, except for reproduction in daily press and regular printed publications on sale to the public within 60 days of the event related to those data/results and always provided that copyright symbol appears together as follows below.

© DORNA, 2025

Official MotoGP Timing by www.motogp.com

Doha, Saturday, April 12, 2025