

Lusail International Circuit

## CLASSIFICATION

QATAR AIRWAYS GRAND PRIX OF QATAR  
PRACTICE

#	Rider	Nation	Team	Motorcycle	Time	Lap Total	Gap	T. Speed
1	21 <b>Franco MORBIDELLI</b>	ITA	Pertamina Enduro VR46 Racing Team	DUCATI	<b>1'50.830</b>	20 20		<b>343.9</b>
2	63 <b>Francesco BAGNAIA</b>	ITA	Ducati Lenovo Team	DUCATI	<b>1'50.975</b>	16 21	0.145 0.145	<b>349.5</b>
3	93 <b>Marc MARQUEZ</b>	SPA	Ducati Lenovo Team	DUCATI	<b>1'50.997</b>	19 23	0.167 0.022	<b>351.7</b>
4	49 <b>Fabio DI GIANNANTONIO</b>	ITA	Pertamina Enduro VR46 Racing Team	DUCATI	<b>1'51.129</b>	19 22	0.299 0.132	<b>350.6</b>
5	73 <b>Alex MARQUEZ</b>	SPA	BK8 Gresini Racing MotoGP	DUCATI	<b>1'51.236</b>	17 21	0.406 0.107	<b>347.2</b>
6	20 <b>Fabio QUARTARARO</b>	FRA	Monster Energy Yamaha MotoGP Team	YAMAHA	<b>1'51.293</b>	19 21	0.463 0.057	<b>345.0</b>
7	37 <b>Pedro ACOSTA</b>	SPA	Red Bull KTM Factory Racing	KTM	<b>1'51.391</b>	15 20	0.561 0.098	<b>349.5</b>
8	12 <b>Maverick VIÑALES</b>	SPA	Red Bull KTM Tech3	KTM	<b>1'51.455</b>	18 22	0.625 0.064	<b>354.0</b>
9	54 <b>Fermin ALDEGUER</b>	SPA	BK8 Gresini Racing MotoGP	DUCATI	<b>1'51.615</b>	20 20	0.785 0.160	<b>347.2</b>
10	5 <b>Johann ZARCO</b>	FRA	CASTROL Honda LCR	HONDA	<b>1'51.636</b>	20 20	0.806 0.021	<b>345.0</b>
11	42 <b>Alex RINS</b>	SPA	Monster Energy Yamaha MotoGP Team	YAMAHA	<b>1'51.666</b>	18 22	0.836 0.030	<b>349.5</b>
12	10 <b>Luca MARINI</b>	ITA	Honda HRC Castrol	HONDA	<b>1'51.775</b>	22 22	0.945 0.109	<b>347.2</b>
13	36 <b>Joan MIR</b>	SPA	Honda HRC Castrol	HONDA	<b>1'51.784</b>	19 19	0.954 0.009	<b>348.3</b>
14	33 <b>Brad BINDER</b>	RSA	Red Bull KTM Factory Racing	KTM	<b>1'51.833</b>	17 21	1.003 0.049	<b>354.0</b>
15	79 <b>Ai OGURA</b>	JPN	Trackhouse MotoGP Team	APRILIA	<b>1'51.948</b>	18 21	1.118 0.115	<b>348.3</b>
16	23 <b>Enea BASTIANINI</b>	ITA	Red Bull KTM Tech3	KTM	<b>1'52.005</b>	16 18	1.175 0.057	<b>350.6</b>
17	43 <b>Jack MILLER</b>	AUS	Prima Pramac Yamaha MotoGP	YAMAHA	<b>1'52.024</b>	14 17	1.194 0.019	<b>348.3</b>
18	25 <b>Raul FERNANDEZ</b>	SPA	Trackhouse MotoGP Team	APRILIA	<b>1'52.134</b>	15 20	1.304 0.110	<b>347.2</b>
19	72 <b>Marco BEZZECCHI</b>	ITA	Aprilia Racing	APRILIA	<b>1'52.180</b>	18 23	1.350 0.046	<b>349.5</b>
20	1 <b>Jorge MARTIN</b>	SPA	Aprilia Racing	APRILIA	<b>1'52.398</b>	20 20	1.568 0.218	<b>349.5</b>
21	7 <b>Augusto FERNANDEZ</b>	SPA	Prima Pramac Yamaha MotoGP	YAMAHA	<b>1'52.415</b>	16 17	1.585 0.017	<b>346.1</b>
22	35 <b>Somkiat CHANTRA</b>	THA	IDEMITSU Honda LCR	HONDA	<b>1'53.010</b>	18 18	2.180 0.595	<b>346.1</b>

Practice condition: **Dry**

Air: 27°

Humidity: 72%

Ground: 32°

<b>Fastest Lap:</b>	Lap: 20	<b>Franco MORBIDELLI</b>	<b>1'50.830</b>	174.7 Km/h
<b>Best Race Lap:</b>	2024	<b>Pedro ACOSTA</b>	<b>1'52.657</b>	171.9 Km/h
<b>All-Time Lap Record:</b>	2024	<b>Jorge MARTIN</b>	<b>1'50.789</b>	174.8 Km/h

The results are provisional until the end of the limit for protest and appeals.

Time limit for protest expires 60' after publication of the results - ..... Time: **21:16**

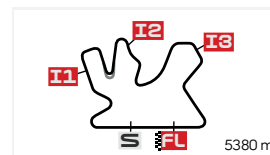
These data/results cannot be reproduced, stored and/or transmitted in whole or in part by any manner of electronic, mechanical, photocopying, recording, broadcasting or otherwise now known or herein after developed without the previous express consent by the copyright owner, except for reproduction in daily press and regular printed publications on sale to the public within 60 days of the event related to those data/results and always provided that copyright symbol appears together as follows below.

© DORNA, 2025

Official MotoGP Timing by 

www.motogp.com

Doha, Friday, April 11, 2025



Lusail International Circuit

## TOP SPEED & AVERAGE

### QATAR AIRWAYS GRAND PRIX OF QATAR PRACTICE

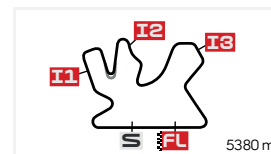
#	Rider	Nation	Motorcycle	Top 5 speeds					Average	Top
12	Maverick VIÑALES	SPA	KTM	354.0	351.7	350.6	350.6	349.5	351.0	<b>354.0</b>
33	Brad BINDER	RSA	KTM	354.0	352.9	351.7	351.7	351.7	352.3	<b>354.0</b>
93	Marc MARQUEZ	SPA	DUCATI	351.7	349.5	347.2	346.1	346.1	347.8	<b>351.7</b>
23	Enea BASTIANINI	ITA	KTM	350.6	350.6	349.5	349.5	349.5	349.9	<b>350.6</b>
49	Fabio DI GIANNANTONIO	ITA	DUCATI	350.6	348.3	348.3	347.2	347.2	348.1	<b>350.6</b>
1	Jorge MARTIN	SPA	APRILIA	349.5	342.8	342.8	341.7	341.7	343.7	<b>349.5</b>
37	Pedro ACOSTA	SPA	KTM	349.5	348.3	348.3	348.3	348.3	348.5	<b>349.5</b>
42	Alex RINS	SPA	YAMAHA	349.5	345.0	345.0	345.0	343.9	345.0	<b>349.5</b>
63	Francesco BAGNAIA	ITA	DUCATI	349.5	347.2	347.2	345.0	343.9	345.6	<b>349.5</b>
72	Marco BEZZECCHI	ITA	APRILIA	349.5	348.3	348.3	346.1	346.1	347.7	<b>349.5</b>
36	Joan MIR	SPA	HONDA	348.3	347.2	346.1	346.1	346.1	346.8	<b>348.3</b>
43	Jack MILLER	AUS	YAMAHA	348.3	347.2	345.0	343.9	341.7	344.6	<b>348.3</b>
79	Ai OGURA	JPN	APRILIA	348.3	348.3	343.9	342.8	342.8	345.2	<b>348.3</b>
10	Luca MARINI	ITA	HONDA	347.2	347.2	347.2	347.2	343.9	346.5	<b>347.2</b>
25	Raul FERNANDEZ	SPA	APRILIA	347.2	347.2	345.0	342.8	342.8	345.0	<b>347.2</b>
54	Fermin ALDEGUER	SPA	DUCATI	347.2	343.9	342.8	342.8	341.7	343.1	<b>347.2</b>
73	Alex MARQUEZ	SPA	DUCATI	347.2	346.1	346.1	345.0	345.0	345.6	<b>347.2</b>
7	Augusto FERNANDEZ	SPA	YAMAHA	346.1	343.9	343.9	343.9	342.8	344.1	<b>346.1</b>
35	Somkiat CHANTRA	THA	HONDA	346.1	342.8	341.7	340.6	340.6	342.4	<b>346.1</b>
5	Johann ZARCO	FRA	HONDA	345.0	343.9	343.9	341.7	340.6	342.1	<b>345.0</b>
20	Fabio QUARTARARO	FRA	YAMAHA	345.0	340.6	339.6	339.6	339.6	340.5	<b>345.0</b>
21	Franco MORBIDELLI	ITA	DUCATI	343.9	343.9	343.9	343.9	343.9	343.9	<b>343.9</b>

These data/results cannot be reproduced, stored and/or transmitted in whole or in part by any manner of electronic, mechanical, photocopying, recording, broadcasting or otherwise now known or herein after developed without the previous express consent by the copyright owner, except for reproduction in daily press and regular printed publications on sale to the public within 60 days of the event related to those data/results and always provided that copyright symbol appears together as follows below.

© DORNA, 2025

Official MotoGP Timing by [www.motogp.com](http://www.motogp.com)

Doha, Friday, April 11, 2025



Lusail International Circuit

# CHRONOLOGICAL ANALYSIS OF PERFORMANCES

## QATAR AIRWAYS GRAND PRIX OF QATAR PRACTICE

\* Lap / Sector time cancelled

P Crossing the finish line in pit lane

\*\* Tyre data subject to further updates

**T1** Time from finish line to 1st intermediate

**T2** Time from 1st intermed. to 2nd intermed.

**T3** Time from 2nd intermed. to 3rd intermed.

**T4** Time from 3rd intermediate to finish line

Lap	Lap Time	T1	T2	T3	T4	Speed	Lap	Lap Time	T1	T2	T3	T4	Speed		
<b>1st</b>	<b>21</b>	<b>Franco MORBIDELLI</b>		DUCATI	ITA										
		Pertamina Enduro VR46 Racing Team													
		Runs=4	Total laps=20	Full laps=13	Valid laps=13										
Run #	1	Front Tyre	Slick-Medium	Rear Tyre	Slick-Medium		Run #	2	Front Tyre	Slick-Medium	Rear Tyre	Slick-Soft			
		New Tyre		New Tyre					6 Laps at start		6 Laps at start				
1	2'08.543	30.046	32.551	28.495	28.526		6	1'55.122	P	27.756	30.210	28.041	29.115	342.8	
2	<b>1'54.537</b>	28.505	30.591	27.293	28.148	343.9	Run #	7	7'31.111		29.669	31.889	27.445	27.842	
3	<b>1'53.403</b>	28.013	30.362	27.149	27.879	343.9	8	<b>1'53.170</b>		28.024	30.326	27.191	27.629	347.2	
4	<b>1'53.211</b>	27.897	30.397	27.119	27.798	343.9	9	1'59.214	P	29.907	31.553	28.235	29.519	347.2	
5	<b>1'53.045</b>	27.876	30.211	27.116	27.842	342.8	Run #	10	7'18.104		30.237	32.569	27.276	27.584	
6	<b>1'52.989</b>	27.903	30.146	27.123	27.817	342.8	11	<b>1'51.773</b>		27.743	29.899	26.743	27.388	341.7	
7	2'07.114	P	32.308	35.422	28.706	30.678	343.9	12	<b>1'59.605</b>		27.640	30.004	33.957	28.004	342.8
Run #	2	Front Tyre	Slick-Medium	Rear Tyre	Slick-Soft		13	<b>1'51.763</b>		27.686	29.944	26.722	27.411	345.0	
		7 Laps at start		New Tyre			14	1'57.529	P	29.718	31.602	27.745	28.464	343.9	
8	10'03.554	30.954	31.857	27.958	27.916		Run #	15	7'10.217		28.731	30.627	27.268	27.443	
9	<b>1'52.348</b>	27.836	29.929	27.052	27.531	340.6	16	<b>1'50.975</b>		27.498	29.599	26.621	27.257	342.8	
10	<b>1'51.968</b>	27.635	29.813	26.974	27.546	342.8	17	1'57.833	P	28.227	33.728	27.574	28.304	343.9	
11	<b>2'01.132</b>	28.111	37.787	27.459	27.775	342.8	Run #	18	4'57.337		28.388	31.165	27.413	28.342	
12	<b>1'52.910</b>	27.677	30.252	27.142	27.839	343.9	19	<b>1'52.559</b>		27.719	30.010	26.965	27.865	341.7	
13	1'55.045	P	27.809	30.362	27.113	29.761	343.9	20	1'55.854	*	27.672	31.002	28.579	28.601	349.5
Run #	3	Front Tyre	Slick-Medium	Rear Tyre	Slick-Soft		21	<b>1'55.690</b>		27.766	30.175	26.835	30.914	343.9	
		4 Laps at start		New Tyre											
14	12'03.256	30.262	31.996	27.314	27.492										
15	<b>1'51.253</b>	27.467	29.724	26.689	27.373	343.9									
16	<b>1'51.176</b>	27.431	29.682	26.738	27.325	342.8									
17	2'09.300	P	35.040	36.085	29.036	29.139	342.8								
Run #	4	Front Tyre	Slick-Medium	Rear Tyre	Slick-Soft										
		4 Laps at start		New Tyre											
18	5'34.948	33.413	31.877	28.283	27.407										
19	<b>2'01.693</b>	27.316	39.510	27.457	27.410	343.9									
20	<b>1'50.830</b>	27.342	29.488	26.646	27.354	343.9									
<b>2nd</b>	<b>63</b>	<b>Francesco BAGNAIA</b>		DUCATI	ITA										
		Ducati Lenovo Team													
		Runs=5	Total laps=21	Full laps=12	Valid laps=11										
Run #	1	Front Tyre	Slick-Medium	Rear Tyre	Slick-Soft		Run #	1	Front Tyre	Slick-Medium	Rear Tyre	Slick-Soft			
		New Tyre		New Tyre					8 Laps at start		New Tyre				
1	2'42.893	30.192	32.138	27.753	28.451		9	8'24.231		29.912	31.662	28.138	29.124		
2	<b>1'53.310</b>	28.104	30.330	27.113	27.763	342.8	10	<b>1'54.726</b>		27.894	30.354	27.185	29.293	346.1	
3	<b>1'52.392</b>	27.786	30.087	26.967	27.552	342.8	11	<b>1'52.301</b>		27.747	30.044	26.714	27.796	342.8	
4	<b>1'52.133</b>	27.765	30.089	26.802	27.477	341.7									
5	<b>1'55.811</b>	29.364	31.569	27.212	27.666	343.9									
<b>3rd</b>	<b>93</b>	<b>Marc MARQUEZ</b>		DUCATI	SPA										
		Ducati Lenovo Team													
		Runs=4	Total laps=23	Full laps=16	Valid laps=16										
Run #	1	Front Tyre	Slick-Medium	Rear Tyre	Slick-Soft		Run #	2	Front Tyre	Slick-Medium	Rear Tyre	Slick-Medium			
		New Tyre		New Tyre					8 Laps at start		New Tyre				
1	2'18.657	30.695	32.477	28.470	28.275		9	8'24.231		29.912	31.662	28.138	29.124		
2	<b>1'53.780</b>	28.096	30.361	27.378	27.945	345.0	10	<b>1'54.726</b>		27.894	30.354	27.185	29.293	346.1	
3	<b>1'51.810</b>	27.689	30.049	26.661	27.411	346.1	11	<b>1'52.301</b>		27.747	30.044	26.714	27.796	342.8	
4	<b>1'55.279</b>	27.703	32.794	27.097	27.685	351.7									
5	<b>1'52.729</b>	27.733	30.514	26.802	27.680	346.1									
6	<b>1'52.604</b>	27.912	30.268	26.816	27.608	347.2									
7	<b>1'52.882</b>	27.766	30.275	27.015	27.826	349.5									
8	2'02.654	P	29.940	34.347	28.433	29.934	342.8								
Run #	2	Front Tyre	Slick-Medium	Rear Tyre	Slick-Medium										
		8 Laps at start		New Tyre											
9	8'24.231		29.912	31.662	28.138	29.124									
10	<b>1'54.726</b>		27.894	30.354	27.185	29.293	346.1								
11	<b>1'52.301</b>		27.747	30.044	26.714	27.796	342.8								
<b>Fastest Lap:</b>	Franco MORBIDELLI	ITA	Pertamina Enduro VR46 Racing Team	<b>1'50.830</b>	27.342	29.488	26.646	27.354							

These data/results cannot be reproduced, stored and/or transmitted in whole or in part by any manner of electronic, mechanical, photocopying, recording, broadcasting or otherwise now known or herein after developed without the previous express consent by the copyright owner, except for reproduction in daily press and regular printed publications on sale to the public within 60 days of the event related to those data/results and always provided that copyright symbol appears together as follows below.

© DORNA, 2025

Official MotoGP Timing by

www.motogp.com

Doha, Friday, April 11, 2025

Page 1 of 7

## Practice

## MotoGP™

Lap	Lap Time	T1	T2	T3	T4	Speed
12	<b>1'51.796</b>	27.650	29.933	26.738	27.475	343.9
13	<b>1'57.203</b>	27.849	32.679	28.333	28.342	342.8
14	<b>1'52.929</b>	27.884	30.286	27.068	27.691	342.8
15	<b>1'52.434</b>	27.673	30.233	26.875	27.653	343.9
16	1'59.294 P	30.078	31.730	28.151	29.335	341.7
Run #	3	Front Tyre	Slick-Medium	Rear Tyre	Slick-Soft	
			New Tyre		New Tyre	
17	8'33.774	30.681	31.509	27.852	27.752	
18	<b>1'54.007</b>	27.555	31.507	27.160	27.785	343.9
19	<b>1'50.997</b>	27.445	29.682	26.514	27.356	345.0
20	2'00.417 P	29.969	32.200	28.689	29.559	345.0
Run #	4	Front Tyre	Slick-Medium	Rear Tyre	Slick-Medium	
			4 Laps at start		8 Laps at start	
21	6'12.780 *	30.155	32.802 *	28.497	28.111	
22	<b>1'52.076</b>	27.738	30.062	26.820	27.456	342.8
23	<b>1'51.922</b>	27.618	29.951	26.867	27.486	343.9

**4th** **49** **Fabio DI GIANNANTONIO** DUCATI ITA  
Pertamina Enduro VR46 Racing Team

Runs=4 Total laps=22 Full laps=15 Valid laps=14

Run #	1	Front Tyre	Slick-Medium	Rear Tyre	Slick-Medium	
			New Tyre		New Tyre	
1	2'10.213	30.127	32.593	28.472	28.555	
2	<b>1'54.081</b>	28.274	30.634	27.407	27.766	347.2
3	<b>1'53.072</b>	27.976	30.356	27.085	27.655	347.2
4	<b>1'53.083</b>	27.942	30.404	27.064	27.673	350.6
5	<b>1'57.366</b>	29.734	30.635	27.538	29.459	348.3
6	<b>1'52.848</b>	27.866	30.255	27.092	27.635	346.1
7	2'00.840 P	27.970	32.866	29.559	30.445	346.1
Run #	2	Front Tyre	Slick-Medium	Rear Tyre	Slick-Soft	
			7 Laps at start		New Tyre	
8	8'37.749	29.721	31.647	27.765	27.857	
9	<b>1'52.623</b>	27.907	30.051	27.134	27.531	345.0
10	<b>1'56.798</b>	27.660	33.393	27.766	27.979	346.1
11	<b>1'52.058</b>	27.699	29.962	26.917	27.480	343.9
12	<b>1'52.197</b>	27.679	30.055	26.929	27.534	346.1
13	2'03.537 P	30.536	32.686	28.746	31.569	343.9
Run #	3	Front Tyre	Slick-Medium	Rear Tyre	Slick-Soft	
			New Tyre		New Tyre	
14	12'30.893	29.524	31.354	27.653	27.911	
15	<b>1'55.486</b>	27.628	32.038	27.731	28.089	345.0
16	<b>1'51.341</b>	27.487	29.783	26.786	27.285	347.2
17	2'00.819 P	29.664	31.989	28.174	30.992	348.3
Run #	4	Front Tyre	Slick-Medium	Rear Tyre	Slick-Soft	
			4 Laps at start		New Tyre	
18	3'39.167	29.504	31.018	27.499	27.760	
19	<b>1'51.129</b>	27.440	29.728	26.623	27.338	345.0
20	1'56.670 *	27.431	31.642 *	29.081	28.516	346.1
21	<b>1'51.916</b>	27.561	29.932	26.986	27.437	345.0
22	<b>1'52.295</b>	27.703	29.992	26.987	27.613	345.0

**5th** **73** **Alex MARQUEZ** DUCATI SPA  
BK8 Gresini Racing MotoGP

Runs=4 Total laps=21 Full laps=14 Valid laps=13

Run #	1	Front Tyre	Slick-Medium	Rear Tyre	Slick-Medium	
			New Tyre		New Tyre	

**Fastest Lap:** Franco MORBIDELLI ITA Pertamina Enduro VR46 Racing Team **1'50.830** 27.342 29.488 26.646 27.354

These data/results cannot be reproduced, stored and/or transmitted in whole or in part by any manner of electronic, mechanical, photocopying, recording, broadcasting or otherwise now known or herein after developed without the previous express consent by the copyright owner, except for reproduction in daily press and regular printed publications on sale to the public within 60 days of the event related to those data/results and always provided that copyright symbol appears together as follows below.

© DORNA, 2025

Official MotoGP Timing by TISSOT

www.motogp.com

Doha, Friday, April 11, 2025

Page 2 of 7



Lap	Lap Time	T1	T2	T3	T4	Speed
1	2'04.443	29.652	32.000	28.103	28.277	
2	<b>1'55.826</b>	28.201	30.313	27.256	30.056	345.0
3	<b>1'52.500</b>	27.868	30.266	26.880	27.486	345.0
4	<b>1'52.690</b>	27.718	30.450	26.874	27.648	346.1
5	<b>1'52.943</b>	27.804	30.286	27.140	27.713	346.1
6	<b>1'51.970</b>	27.718	30.044	26.733	27.475	341.7
7	<b>1'52.415</b>	27.820	30.120	26.865	27.610	342.8
8	1'57.800 P	29.666	31.329	27.558	29.247	342.8
Run #	2	Front Tyre	Slick-Medium	Rear Tyre	Slick-Soft	
			8 Laps at start		New Tyre	
9	10'25.313	31.110	35.577	28.570	28.826	
10	<b>1'51.704</b>	27.724	29.819	26.750	27.411	342.8
11	<b>1'52.071</b>	27.564	30.086	26.891	27.530	345.0
12	<b>1'52.190</b>	27.661	30.215	26.753	27.561	343.9
13	<b>1'52.387</b>	27.744	30.087	26.800	27.756	340.6
14	2'00.889 P	31.945	32.072	27.887	28.985	341.7
Run #	3	Front Tyre	Slick-Medium	Rear Tyre	Slick-Soft	
			New Tyre		New Tyre	
15	10'59.767	29.872	31.775	27.893	27.916	
16	<b>1'51.686</b>	27.689	30.007	26.709	27.281	342.8
17	<b>1'51.236</b>	27.374	29.922	26.659	27.281	345.0
18	1'57.261 P	29.409	30.695	27.871	29.286	343.9
Run #	4	Front Tyre	Slick-Medium	Rear Tyre	Slick-Soft	
			4 Laps at start		New Tyre	
19	4'27.087	28.292	31.413	27.622	27.909	
20	1'57.121 *	27.547	31.457 *	29.251	28.866	342.8
21	<b>1'51.661</b>	27.384	30.314	26.579	27.384	347.2

**6th** **20** **Fabio QUARTARARO** YAMAHA FRA  
Monster Energy Yamaha MotoGP Team

Runs=5 Total laps=21 Full laps=12 Valid laps=12

Run #	1	Front Tyre	Slick-Medium	Rear Tyre	Slick-Soft	
			New Tyre		New Tyre	
1	3'10.749	30.457	32.635	28.530	28.347	
2	<b>1'56.870</b>	28.214	32.632	27.866	28.158	338.5
3	<b>1'53.020</b>	28.078	30.198	27.081	27.663	337.5
4	<b>1'52.484</b>	27.895	30.011	26.992	27.586	338.5
5	<b>1'52.501</b>	27.808	30.099	27.022	27.572	336.4
6	<b>1'52.756</b>	27.827	30.150	27.018	27.761	339.6
7	2'01.657 P	30.088	32.735	28.543	30.291	337.5
Run #	2	Front Tyre	Slick-Medium	Rear Tyre	Slick-Soft	
			7 Laps at start		7 Laps at start	
8	9'23.176	31.077	31.452	27.788	28.725	
9	<b>1'56.459</b>	28.565	30.584	27.435	29.875	340.6
10	<b>1'55.339</b>	27.997	30.571	27.614	29.157	345.0
11	<b>1'54.314</b>	28.190	30.692	27.408	28.024	339.6
12	2'03.238 P	30.683	33.314	28.284	30.957	337.5
Run #	3	Front Tyre	Slick-Medium	Rear Tyre	Slick-Soft	
			New Tyre		New Tyre	
13	9'09.066	29.747	32.336	28.917	28.740	
14	<b>1'55.113</b>	28.579	30.875	27.714	27.945	336.4
15	<b>1'52.109</b>	27.771	30.002	26.888	27.448	338.5
16	<b>1'52.058</b>	27.698	30.007	26.912	27.441	339.6
17	2'00.152 P	29.986	31.661	28.386	30.119	338.5

## Practice

MotoGP™

Lap	Lap Time	T1	T2	T3	T4	Speed
Run # 4	Front Tyre	Slick-Medium	Rear Tyre	Slick-Soft		
		5 Laps at start			New Tyre	
18	4'16.058	28.883	31.412	27.740	27.765	
19	<b>1'51.293</b>	27.590	29.736	26.730	27.237	339.6
20	2'07.228 P	27.609	40.056	29.023	30.540	339.6

Run #	5	Front Tyre	Slick-Medium	Rear Tyre	Slick-Soft	
		8 Laps at start			3 Laps at start	
21	4'44.361	30.115	32.669	29.252	29.122	

**7th** **37** **Pedro ACOSTA** KTM SPA  
Red Bull KTM Factory Racing  
Runs=4 Total laps=20 Full laps=13 Valid laps=13

Run #	1	Front Tyre	Slick-Medium	Rear Tyre	Slick-Soft	
		New Tyre			New Tyre	
1	2'12.505	29.169	31.689	28.120	28.281	
2	<b>1'55.589</b>	28.562	32.349	27.092	27.586	346.1
3	<b>1'52.853</b>	27.632	30.533	27.141	27.547	348.3
4	<b>1'52.394</b>	27.710	30.064	26.845	27.775	348.3
5	<b>1'52.628</b>	27.709	30.192	27.008	27.719	348.3
6	2'03.317 P	34.680	30.417	28.520	29.700	346.1

Run #	2	Front Tyre	Slick-Medium	Rear Tyre	Slick-Soft	
		6 Laps at start			6 Laps at start	
7	11'01.909	28.790	30.973	27.381	27.832	
8	<b>1'52.683</b>	27.856	30.103	27.126	27.598	342.8
9	<b>1'52.916</b>	28.033	30.141	27.087	27.655	342.8
10	<b>1'53.136</b>	27.835	30.233	27.004	28.064	341.7
11	<b>2'00.820</b>	27.876	34.231	29.430	29.283	340.6
12	<b>1'53.261</b>	27.971	30.264	27.087	27.939	342.8
13	1'59.000 P	29.372	31.526	28.165	29.937	339.6

Run #	3	Front Tyre	Slick-Medium	Rear Tyre	Slick-Soft	
		New Tyre			New Tyre	
14	11'36.387	27.720	31.190	27.788	27.797	
15	<b>1'51.391</b>	27.569	29.710	26.742	27.370	349.5
16	<b>1'51.611</b>	27.584	29.785	26.744	27.498	346.1
17	1'57.212 P	29.418	31.112	27.864	28.818	345.0

Run #	4	Front Tyre	Slick-Medium	Rear Tyre	Slick-Soft	
		4 Laps at start			New Tyre	
18	4'48.604	29.452	31.212	28.803	27.889	
19	<b>1'56.488</b>	27.484	32.095	29.431	27.478	347.2
20	<b>1'51.455</b>	27.416	29.660	26.728	27.651	348.3

**8th** **12** **Maverick VIÑALES** KTM SPA  
Red Bull KTM Tech3  
Runs=5 Total laps=22 Full laps=13 Valid laps=13

Run #	1	Front Tyre	Slick-Medium	Rear Tyre	Slick-Medium	
		New Tyre			New Tyre	
1	2'10.961	29.175	32.143	28.509	28.503	
2	<b>1'54.012</b>	28.308	30.618	27.198	27.888	350.6
3	<b>1'53.046</b>	27.914	30.334	26.926	27.872	349.5
4	<b>1'53.431</b>	27.973	30.367	27.147	27.944	350.6
5	<b>1'57.559</b>	27.816	30.918	30.823	28.002	346.1
6	<b>1'53.037</b>	27.929	30.348	27.028	27.732	346.1
7	<b>1'58.482</b>	27.949	32.301	30.026	28.206	345.0
8	1'54.441 P	27.926	30.343	27.300	28.872	342.8

Lap	Lap Time	T1	T2	T3	T4	Speed
Run # 2	Front Tyre	Slick-Medium	Rear Tyre	Slick-Medium		
		8 Laps at start			8 Laps at start	
9	6'29.599	28.029	30.981	27.426	27.940	
10	<b>1'54.800</b>	27.970	31.711	27.262	27.857	340.6
11	<b>1'53.113</b>	28.111	30.270	26.931	27.801	341.7
12	1'56.404 P	28.068	30.295	27.398	30.643	341.7

Run #	3	Front Tyre	Slick-Medium	Rear Tyre	Slick-Soft	
		New Tyre			New Tyre	
13	6'54.448	27.949	30.820	27.292	27.755	
14	<b>1'51.825</b>	27.771	29.910	26.659	27.485	341.7
15	<b>1'52.278</b>	27.863	29.970	26.940	27.505	341.7
16	1'59.110 P	30.072	31.355	28.168	29.515	341.7

Run #	4	Front Tyre	Slick-Medium	Rear Tyre	Slick-Soft	
		4 Laps at start			New Tyre	
17	5'18.218	27.603	30.792	27.176	27.670	
18	<b>1'51.455</b>	27.480	29.847	26.775	27.353	351.7
19	1'57.909 P	27.673	34.021	27.721	28.494	346.1

Run #	5	Front Tyre	Slick-Medium	Rear Tyre	Slick-Soft	
		New Tyre			New Tyre	
20	6'54.726	30.197	30.838	27.844	29.012	
21	<b>1'56.622</b>	27.512	30.485	31.047	27.578	349.5
22	<b>1'52.660</b>	27.486	30.367	26.822	27.985	354.0

**9th** **54** **Fermin ALDEGUER** DUCATI SPA  
BK8 Gresini Racing MotoGP  
Runs=4 Total laps=20 Full laps=13 Valid laps=12

Run #	1	Front Tyre	Slick-Medium	Rear Tyre	Slick-Medium	
		New Tyre			New Tyre	
1	2'03.336	30.135	32.466	28.455	28.283	
2	<b>1'54.274</b>	28.074	30.890	27.468	27.842	338.5
3	<b>1'53.432</b>	27.899	30.472	27.312	27.749	339.6
4	<b>1'56.298</b>	28.882	31.860	27.277	28.279	339.6
5	<b>1'56.782</b>	28.249	32.955	27.527	28.051	343.9
6	<b>1'53.533</b>	27.866	30.465	27.494	27.708	341.7
7	<b>1'53.504</b>	28.040	30.413	27.221	27.830	341.7
8	<b>1'53.092</b>	27.805	30.381	27.148	27.758	340.6
9	2'03.751 P	29.440	33.690	29.111	31.510	340.6

Run #	2	Front Tyre	Slick-Medium	Rear Tyre	Slick-Soft	
		9 Laps at start			New Tyre	
10	10'44.989	30.454	31.434	27.489	28.026	
11	<b>1'52.381</b>	27.732	30.115	26.952	27.582	342.8
12	<b>1'52.961</b>	27.707	30.143	26.900	28.211	339.6
13	1'56.779 P	27.693	30.212	26.971	31.903	339.6

Run #	3	Front Tyre	Slick-Medium	Rear Tyre	Slick-Soft	
		New Tyre			New Tyre	
14	11'43.373	29.330	31.308	27.513	27.751	
15	<b>1'52.031</b>	27.652	30.240	26.809	27.330	339.6
16	<b>1'51.858</b>	27.600	29.938	26.922	27.398	341.7
17	2'02.598 P	31.904	32.397	28.493	29.804	342.8

Run #	4	Front Tyre	Slick-Medium	Rear Tyre	Slick-Soft	
		4 Laps at start			New Tyre	
18	4'57.940	29.278	31.539	27.870	28.077	
19	1'55.278 *	27.751	31.201 *	28.390	27.936	347.2
20	<b>1'51.615</b>	27.546	29.816	26.913	27.340	340.6

**Fastest Lap:** Franco MORBIDELLI ITA artamina Enduro VR46 Racing Team **1'50.830** 27.342 29.488 26.646 27.354

These data/results cannot be reproduced, stored and/or transmitted in whole or in part by any manner of electronic, mechanical, photocopying, recording, broadcasting or otherwise now known or herein after developed without the previous express consent by the copyright owner, except for reproduction in daily press and regular printed publications on sale to the public within 60 days of the event related to those data/results and always provided that copyright symbol appears together as follows below.

© DORNA, 2025

Official MotoGP Timing by  TISSOT

www.motogp.com

Doha, Friday, April 11, 2025

Page 3 of 7



## Practice

MotoGP™

Lap	Lap Time	T1	T2	T3	T4	Speed
<b>10th</b>	<b>5</b>	<b>Johann ZARCO</b>		HONDA		FRA
		CASTROL Honda LCR				
		Runs=5	Total laps=20	Full laps=11	Valid laps=11	
Run #	1	Front Tyre	Slick-Medium	Rear Tyre	Slick-Medium	
		New Tyre		1 Laps at start		
1	2'05.514	28.902	31.359	27.626	27.895	
2	<b>1'52.692</b>	27.782	30.245	26.959	27.706	341.7
3	<b>1'53.313</b>	27.894	30.494	27.272	27.653	343.9
4	<b>1'53.798</b>	28.220	30.636	27.179	27.763	345.0
5	1'56.266 P	27.842	30.216	27.201	31.007	337.5
Run #	2	Front Tyre	Slick-Medium	Rear Tyre	Slick-Medium	
		5 Laps at start		6 Laps at start		
6	7'29.778	28.834	31.191	27.697	28.123	
7	<b>1'53.004</b>	28.024	30.133	27.084	27.763	337.5
8	<b>1'52.966</b>	27.830	30.273	27.087	27.776	337.5
9	<b>1'54.603</b>	27.823	31.786	27.228	27.766	336.4
10	1'58.081 P	27.729	30.551	28.806	30.995	343.9
Run #	3	Front Tyre	Slick-Medium	Rear Tyre	Slick-Soft	
		New Tyre		New Tyre		
11	8'44.565	27.927	33.797	30.856	27.807	
12	<b>1'52.242</b>	27.638	29.862	27.284	27.458	340.6
13	<b>1'53.168</b>	27.910	30.235	27.241	27.782	340.6
14	1'54.250 P	27.765	30.224	27.091	29.170	337.5
Run #	4	Front Tyre	Slick-Medium	Rear Tyre	Slick-Soft	
		4 Laps at start		New Tyre		
15	8'07.184	31.249	31.058	27.690	27.896	
16	<b>1'51.991</b>	27.681	30.061	26.847	27.402	339.6
17	1'56.078 P	28.435	31.008	27.774	28.861	339.6
Run #	5	Front Tyre	Slick-Medium	Rear Tyre	Slick-Soft	
		New Tyre		New Tyre		
18	6'51.389 *	26.957	30.506 *	27.238	27.547	
19	<b>1'52.005</b>	27.457	29.955	27.210	27.383	340.6
20	<b>1'51.636</b>	27.405	29.908	26.839	27.484	340.6

<b>11th</b>	<b>42</b>	<b>Alex RINS</b>		YAMAHA		SPA
		Monster Energy Yamaha MotoGP Team				
		Runs=4	Total laps=22	Full laps=15	Valid laps=14	
Run #	1	Front Tyre	Slick-Medium	Rear Tyre	Slick-Medium	
		New Tyre		New Tyre		
1	2'11.288	28.866	31.820	28.263	28.690	
2	<b>1'54.279</b>	28.431	30.642	27.167	28.039	349.5
3	<b>1'57.891</b>	28.928	33.791	27.209	27.963	345.0
4	<b>1'53.989</b>	28.107	30.815	27.089	27.978	345.0
5	<b>1'53.374</b>	28.080	30.465	26.989	27.840	342.8
6	<b>1'53.167</b>	28.041	30.352	27.029	27.745	343.9
7	<b>1'57.915</b>	30.967	31.550	27.434	27.964	343.9
8	<b>1'53.048</b>	28.039	30.314	26.876	27.819	339.6
9	1'59.864 P	30.746	31.567	28.126	29.425	336.4
Run #	2	Front Tyre	Slick-Medium	Rear Tyre	Slick-Soft	
		New Tyre		New Tyre		
10	9'21.578	28.751	31.538	27.853	28.154	
11	<b>1'52.809</b>	27.988	30.121	26.963	27.737	336.4
12	<b>1'55.975</b>	27.936	33.306	26.955	27.778	335.4
13	<b>1'52.380</b>	27.865	30.129	26.740	27.646	339.6
14	<b>1'52.886</b>	27.948	30.192	26.912	27.834	338.5

Lap	Lap Time	T1	T2	T3	T4	Speed
15	2'09.546 P	33.190	33.271	29.030	34.055	333.3
Run #	3	Front Tyre	Slick-Medium	Rear Tyre	Slick-Soft	
		New Tyre		New Tyre		
16	9'35.130	29.768	31.855	27.896	27.938	
17	<b>1'51.836</b>	27.807	29.974	26.686	27.369	342.8
18	<b>1'51.666</b>	27.664	29.896	26.702	27.404	343.9
19	1'57.483 P	29.867	31.142	27.197	29.277	341.7
Run #	4	Front Tyre	Slick-Medium	Rear Tyre	Slick-Soft	
		4 Laps at start		New Tyre		
20	4'26.200	27.747	31.305	27.689	27.823	
21	1'57.294 *	27.724	31.335 *	29.201	29.034	343.9
22	<b>1'52.523</b>	27.973	30.019	26.824	27.707	345.0

<b>12th</b>	<b>10</b>	<b>Luca MARINI</b>		HONDA		ITA
		Honda HRC Castrol				
		Runs=5	Total laps=22	Full laps=13	Valid laps=13	
Run #	1	Front Tyre	Slick-Soft	Rear Tyre	Slick-Medium	
		New Tyre		New Tyre		
1	2'03.587	31.104	32.545	28.393	28.359	
2	<b>1'54.404</b>	28.341	30.805	27.395	27.863	342.8
3	<b>1'53.407</b>	28.043	30.405	27.165	27.794	342.8
4	1'55.964 P	28.264	31.116	27.746	28.838	342.8
Run #	2	Front Tyre	Slick-Medium	Rear Tyre	Slick-Medium	
		New Tyre		4 Laps at start		
5	4'41.433	28.176	31.311	27.650	27.867	
6	<b>1'53.483</b>	28.000	30.399	27.345	27.739	339.6
7	<b>1'53.209</b>	27.907	30.483	27.084	27.735	339.6
8	<b>1'53.218</b>	27.928	30.373	27.103	27.814	340.6
9	2'00.679 P	29.409	32.237	29.165	29.868	340.6
Run #	3	Front Tyre	Slick-Medium	Rear Tyre	Slick-Soft	
		5 Laps at start		New Tyre		
10	8'49.486	27.626	30.841	27.838	27.746	
11	<b>1'54.773</b>	27.920	31.811	27.336	27.706	341.7
12	<b>1'52.515</b>	27.816	30.162	26.960	27.577	343.9
13	<b>1'59.662</b>	27.778	30.152	33.721	28.011	341.7
14	<b>1'52.520</b>	27.827	30.088	26.949	27.656	341.7
15	1'58.868 P	29.675	31.951	28.552	28.690	340.6
Run #	4	Front Tyre	Slick-Medium	Rear Tyre	Slick-Soft	
		New Tyre		New Tyre		
16	7'22.479	30.194	32.876	27.744	27.732	
17	<b>1'53.655</b>	27.783	30.086	26.993	28.793	347.2
18	<b>1'52.220</b>	27.711	30.018	26.994	27.497	347.2
19	1'59.422 P	29.372	31.682	28.743	29.625	340.6
Run #	5	Front Tyre	Slick-Medium	Rear Tyre	Slick-Soft	
		4 Laps at start		New Tyre		
20	4'44.404	27.226	30.811	27.771	29.334	
21	<b>1'55.926</b>	27.622	31.207	29.483	27.614	347.2
22	<b>1'51.775</b>	27.537	29.977	26.760	27.501	347.2

<b>13th</b>	<b>36</b>	<b>Joan MIR</b>		HONDA		SPA
		Honda HRC Castrol				
		Runs=5	Total laps=19	Full laps=10	Valid laps=10	
Run #	1	Front Tyre	Slick-Medium	Rear Tyre	Slick-Soft	
		New Tyre		New Tyre		
1	2'43.470	29.371	32.051	30.667	28.165	

**Fastest Lap:** Franco MORBIDELLI ITA Pertamina Enduro VR46 Racing Team **1'50.830** 27.342 29.488 26.646 27.354

These data/results cannot be reproduced, stored and/or transmitted in whole or in part by any manner of electronic, mechanical, photocopying, recording, broadcasting or otherwise now known or herein after developed without the previous express consent by the copyright owner, except for reproduction in daily press and regular printed publications on sale to the public within 60 days of the event related to those data/results and always provided that copyright symbol appears together as follows below.

© DORNA, 2025

Official MotoGP Timing by  TISSOT

www.motogp.com

Doha, Friday, April 11, 2025

Page 4 of 7

## Practice

MotoGP™

Lap	Lap Time	T1	T2	T3	T4	Speed
2	<b>1'53.244</b>	27.999	30.270	27.273	27.702	345.0
3	<b>1'52.354</b>	27.665	30.097	27.044	27.548	346.1
4	<b>1'55.915</b> P	27.672	30.533	<b>27.364</b>	<b>30.346</b>	346.1
Run #	2	Front Tyre	Slick-Medium	Rear Tyre	Slick-Soft	
		4 Laps at start		4 Laps at start		
5	<b>7'45.154</b>	28.189	30.955	27.497	28.081	
6	<b>1'53.320</b>	27.957	30.273	27.454	27.636	339.6
7	<b>1'53.165</b>	27.923	30.187	27.188	27.867	340.6
8	<b>1'57.884</b> P	27.930	30.430	27.598	<b>31.926</b>	341.7
Run #	3	Front Tyre	Slick-Medium	Rear Tyre	Slick-Medium	
		8 Laps at start		New Tyre		
9	<b>6'57.387</b>	27.999	31.049	27.325	27.724	
10	<b>1'52.560</b>	27.762	30.127	27.127	27.544	341.7
11	<b>1'52.536</b>	27.699	30.139	27.118	27.580	340.6
12	<b>2'10.053</b> P	35.604	32.179	32.033	<b>30.237</b>	339.6
Run #	4	Front Tyre	Slick-Medium	Rear Tyre	Slick-Soft	
		New Tyre		New Tyre		
13	<b>10'57.337</b>	<b>28.441</b>	30.744	27.167	27.507	
14	<b>1'52.291</b>	<b>27.480</b>	29.984	27.227	27.600	347.2
15	<b>1'58.129</b> P	27.587	34.191	27.387	<b>28.964</b>	<b>348.3</b>
Run #	5	Front Tyre	Slick-Medium	Rear Tyre	Slick-Soft	
		New Tyre		New Tyre		
16	<b>5'14.733</b>	36.502	38.007	27.163	<b>27.392</b>	
17	<b>2'00.552</b>	32.775	31.939	28.220	27.618	343.9
18	<b>2'01.749</b>	27.559	<b>39.111</b>	<b>27.541</b>	27.538	345.0
19	<b>1'51.784</b>	27.524	<b>29.844</b>	<b>27.002</b>	27.414	346.1

**14th 33 Brad BINDER** KTM RSA  
Red Bull KTM Factory Racing  
Runs=4 Total laps=21 Full laps=14 Valid laps=13

Run #	1	Front Tyre	Slick-Medium	Rear Tyre	Slick-Soft	
		New Tyre		New Tyre		
1	<b>2'10.708</b>	29.835	32.439	28.599	28.657	
2	<b>1'53.889</b>	28.152	30.535	27.317	27.885	352.9
3	<b>1'52.923</b>	27.799	30.380	27.075	27.669	351.7
4	<b>1'53.495</b>	27.946	30.610	27.255	27.684	351.7
5	<b>2'02.813</b>	27.718	33.053	31.488	30.554	351.7
6	<b>1'53.022</b>	27.657	30.400	27.196	27.769	<b>354.0</b>
7	<b>2'01.727</b> P	30.834	32.403	28.840	<b>29.650</b>	351.7
Run #	2	Front Tyre	Slick-Medium	Rear Tyre	Slick-Soft	
		7 Laps at start		7 Laps at start		
8	<b>9'59.033</b>	31.791	37.429	28.173	28.246	
9	<b>1'53.378</b>	27.983	30.429	27.230	27.736	350.6
10	<b>1'53.398</b>	27.845	30.600	27.251	27.702	348.3
11	<b>1'53.204</b>	27.904	30.283	27.198	27.819	347.2
12	<b>1'55.956</b> *	27.921	<b>32.627</b> *	27.388	28.020	345.0
13	<b>1'53.238</b>	27.917	30.391	27.183	27.747	346.1
14	<b>1'53.563</b>	27.938	30.428	27.208	27.989	346.1
15	<b>1'58.531</b> P	29.934	31.055	27.991	<b>29.551</b>	343.9
Run #	3	Front Tyre	Slick-Medium	Rear Tyre	Slick-Soft	
		New Tyre		New Tyre		
16	<b>9'48.329</b>	31.044	<b>32.119</b>	31.296	28.198	
17	<b>1'51.833</b>	27.751	<b>29.880</b>	26.830	<b>27.372</b>	348.3
18	<b>1'51.852</b>	<b>27.532</b>	29.914	26.906	27.500	347.2
19	<b>1'58.437</b> P	28.794	30.343	29.777	<b>29.523</b>	345.0

Lap	Lap Time	T1	T2	T3	T4	Speed
Run #	4	Front Tyre	Slick-Medium	Rear Tyre	Slick-Soft	
		4 Laps at start		New Tyre		
20	<b>5'18.196</b> *	35.000	43.525 *	<b>37.782</b>	28.887	
21	<b>1'52.545</b>	27.692	30.017	<b>26.780</b>	28.056	350.6

**15th 79 Ai OGURA** APRILIA JPN  
Trackhouse MotoGP Team  
Runs=4 Total laps=21 Full laps=14 Valid laps=12

Run #	1	Front Tyre	Slick-Medium	Rear Tyre	Slick-Medium	
		New Tyre		New Tyre		
1	<b>2'20.769</b>	28.642	32.387	28.350	28.454	
2	<b>1'55.490</b>	29.211	30.700	27.518	28.061	341.7
3	<b>1'53.450</b>	28.205	30.267	27.237	27.741	338.5
4	<b>1'53.748</b> *	28.054	30.471 *	27.328	27.895	336.4
5	<b>1'53.113</b>	27.887	30.327	27.130	27.769	343.9
6	<b>1'53.308</b>	28.086	30.270	27.206	27.746	342.8
7	<b>1'57.691</b> P	28.809	31.292	27.648	<b>29.942</b>	340.6
Run #	2	Front Tyre	Slick-Medium	Rear Tyre	Slick-Soft	
		7 Laps at start		New Tyre		
8	<b>9'00.699</b>	29.661	32.431	28.655	28.264	
9	<b>1'53.194</b>	28.126	30.231	27.194	27.643	337.5
10	<b>1'52.436</b>	27.704	29.974	27.127	27.631	337.5
11	<b>1'52.639</b>	27.739	30.070	27.063	27.767	336.4
12	<b>1'54.015</b>	27.895	30.194	27.320	28.606	336.4
13	<b>2'03.161</b> P	27.961	34.645	29.406	<b>31.149</b>	336.4

Run #	3	Front Tyre	Slick-Medium	Rear Tyre	Slick-Soft	
		New Tyre		New Tyre		
14	<b>13'21.581</b>	28.815	30.817	27.354	27.601	
15	<b>1'52.303</b>	27.543	<b>29.938</b>	27.336	27.486	<b>348.3</b>
16	<b>1'57.630</b> P	<b>27.459</b>	32.322	27.613	<b>30.236</b>	<b>348.3</b>

Run #	4	Front Tyre	Slick-Medium	Rear Tyre	Slick-Soft	
		3 Laps at start		New Tyre		
17	<b>3'50.246</b>	29.313	31.844	27.880	27.730	
18	<b>1'51.948</b>	27.663	29.952	<b>26.968</b>	<b>27.365</b>	341.7
19	<b>1'55.480</b> *	27.484	30.905 *	28.862	28.229	341.7
20	<b>1'52.125</b>	27.626	29.968	26.975	27.556	342.8
21	<b>1'57.358</b>	29.110	32.131	27.868	28.249	341.7

**16th 23 Enea BASTIANINI** KTM ITA  
Red Bull KTM Tech3  
Runs=4 Total laps=18 Full laps=11 Valid laps=9

Run #	1	Front Tyre	Slick-Medium	Rear Tyre	Slick-Medium	
		New Tyre		New Tyre		
1	<b>2'19.348</b>	29.899	32.076	28.267	28.560	
2	<b>1'54.512</b>	28.215	30.570	27.706	28.021	349.5
3	<b>1'53.909</b>	28.000	30.456	27.454	27.999	348.3
4	<b>1'54.015</b> *	27.964	30.687 *	27.295	28.069	347.2
5	<b>1'53.844</b>	27.983	30.531	27.302	28.028	348.3
6	<b>2'00.293</b> P	30.308	31.407	28.143	<b>30.435</b>	<b>350.6</b>
Run #	2	Front Tyre	Slick-Medium	Rear Tyre	Slick-Soft	
		6 Laps at start		New Tyre		
7	<b>10'24.442</b>	28.601	31.385	28.030	28.093	
8	<b>1'52.804</b>	27.855	30.244	27.005	27.700	347.2
9	<b>1'56.230</b>	27.864	30.235	29.735	28.396	348.3
10	<b>1'56.064</b>	27.923	30.161	29.003	28.977	349.5
11	<b>1'55.313</b> P	27.754	30.152	27.215	30.192	347.2

**Fastest Lap:** Franco MORBIDELLI ITA Pertamina Enduro VR46 Racing Team **1'50.830** 27.342 29.488 26.646 27.354

These data/results cannot be reproduced, stored and/or transmitted in whole or in part by any manner of electronic, mechanical, photocopying, recording, broadcasting or otherwise now known or herein after developed without the previous express consent by the copyright owner, except for reproduction in daily press and regular printed publications on sale to the public within 60 days of the event related to those data/results and always provided that copyright symbol appears together as follows below.

© DORNA, 2025

Official MotoGP Timing by  TISSOT

www.motogp.com

Doha, Friday, April 11, 2025

Page 5 of 7



## Practice

MotoGP™

Lap	Lap Time	T1	T2	T3	T4	Speed
Run #	3	Front Tyre	Slick-Medium New Tyre	Rear Tyre	Slick-Soft New Tyre	
12	11'31.363	28.866	31.023	27.690	27.927	
13	<b>1'52.412</b>	27.703	30.095	26.998	27.616	347.2
14	1'55.965 P	27.644	30.149	28.382	29.790	346.1
Run #	4	Front Tyre	Slick-Medium 3 Laps at start	Rear Tyre	Slick-Soft New Tyre	
15	9'11.194	27.045	30.562	27.252	27.690	
16	<b>1'52.005</b>	27.645	30.004	26.916	27.440	349.5
17	1'55.920 *	27.792	30.762 *	28.440	28.926	350.6
18	<b>1'53.452</b>	28.090	30.358	27.159	27.845	349.5

**17th 43 Jack MILLER** YAMAHA AUS  
Prima Pramac Yamaha MotoGP  
Runs=4 Total laps=17 Full laps=10 Valid laps=9

Run #	1	Front Tyre	Slick-Medium New Tyre	Rear Tyre	Slick-Soft New Tyre	
1	2'12.306	29.309	32.045	28.121	28.995	
2	<b>1'53.541</b>	28.117	30.436	27.280	27.708	343.9
3	<b>1'53.025</b>	27.794	30.351	27.159	27.721	348.3
4	2'03.960 *	35.525	32.722 *	27.352	28.361	345.0
5	<b>1'53.158</b>	27.852	30.223	27.345	27.738	341.7
6	2'01.314 P	31.087	32.567	28.320	29.340	347.2

Run #	2	Front Tyre	Slick-Medium 6 Laps at start	Rear Tyre	Slick-Soft 6 Laps at start	
7	11'05.134	28.747	31.351	27.942	28.140	
8	<b>1'54.531</b>	27.992	30.374	28.103	28.062	337.5
9	<b>1'53.580</b>	27.871	30.393	27.396	27.920	337.5
10	<b>1'54.066</b>	27.998	30.523	27.613	27.932	336.4
11	<b>1'53.968</b>	28.024	30.569	27.378	27.997	336.4
12	2'04.027 P	30.455	35.408	28.553	29.611	334.3

Run #	3	Front Tyre	Slick-Medium New Tyre	Rear Tyre	Slick-Soft New Tyre	
13	10'29.058	29.063	31.573	27.715	28.105	
14	<b>1'52.024</b>	27.705	29.838	26.990	27.491	336.4
15	<b>1'52.345</b>	27.719	29.986	27.053	27.587	336.4
16	2'04.443 P	33.389	32.585	29.054	29.415	337.5
Run #	4	Front Tyre	Slick-Medium 4 Laps at start	Rear Tyre	Slick-Soft New Tyre	
17	5'50.107 unfinished	34.301 27.553	39.426	27.240	27.395	341.7

**18th 25 Raul FERNANDEZ** APRILIA SPA  
Trackhouse MotoGP Team

Runs=4 Total laps=20 Full laps=13 Valid laps=11

Run #	1	Front Tyre	Slick-Medium New Tyre	Rear Tyre	Slick-Medium New Tyre	
1	2'24.511	29.005	31.661	27.877	28.741	
2	<b>1'55.469</b>	28.381	30.430	28.309	28.349	337.5
3	<b>1'53.364</b>	28.098	30.319	27.018	27.929	338.5
4	1'57.040 *	30.635	31.014 *	27.246	28.145	339.6
5	<b>1'53.643</b>	28.075	30.546	27.100	27.922	338.5
6	<b>1'53.308</b>	28.106	30.376	26.928	27.898	335.4
7	2'00.968 P	29.738	31.806	28.464	30.960	337.5

Lap	Lap Time	T1	T2	T3	T4	Speed
Run #	2	Front Tyre	Slick-Medium 7 Laps at start	Rear Tyre	Slick-Soft New Tyre	
8	9'48.347	30.715	31.929	27.909	27.996	
9	<b>1'52.549</b>	27.917	30.100	26.908	27.624	341.7
10	<b>1'52.327</b>	27.756	30.049	26.897	27.625	340.6
11	<b>2'00.792</b>	31.493	33.763	27.535	28.001	338.5
12	<b>1'52.860</b>	27.905	30.300	26.984	27.671	341.7
13	1'56.553 P	27.834	32.280	27.267	29.172	342.8

Run #	3	Front Tyre	Slick-Medium New Tyre	Rear Tyre	Slick-Soft New Tyre	
14	12'01.833	27.463	31.850	27.324	27.713	
15	<b>1'52.134</b>	27.782	30.082	26.789	27.481	345.0
16	<b>1'52.202</b>	27.664	30.160	26.796	27.582	342.8
17	2'07.562 P	32.095	36.536	29.266	29.665	338.5

Run #	4	Front Tyre	Slick-Medium New Tyre	Rear Tyre	Slick-Soft New Tyre	
18	5'08.095	29.347	33.813	29.688	27.992	
19	1'58.055 *	29.078	31.384 *	28.633	28.960	347.2
20	<b>1'59.255</b>	27.744	35.010	27.894	28.607	347.2

**19th 72 Marco BEZZECCHI** APRILIA ITA  
Aprilia Racing

Runs=4 Total laps=23 Full laps=16 Valid laps=14

Run #	1	Front Tyre	Slick-Medium New Tyre	Rear Tyre	Slick-Medium 6 Laps at start	
1	2'12.488	29.107	32.087	28.115	28.389	
2	<b>1'56.896</b>	28.514	32.604	27.823	27.955	348.3
3	<b>1'53.596</b>	28.133	30.475	27.092	27.896	345.0
4	<b>1'53.518</b>	28.070	30.602	27.085	27.761	345.0
5	<b>1'53.311</b>	27.978	30.393	27.178	27.762	343.9
6	<b>1'53.454</b>	27.992	30.503	27.129	27.830	346.1
7	2'00.840 P	31.604	32.112	27.719	29.405	343.9

Run #	2	Front Tyre	Slick-Medium 7 Laps at start	Rear Tyre	Slick-Soft New Tyre	
8	7'52.755	29.243	31.729	29.059	27.987	
9	<b>1'53.175</b>	27.960	30.214	27.122	27.879	341.7
10	<b>1'52.802</b>	27.817	30.123	27.133	27.729	339.6
11	<b>1'52.937</b>	27.888	30.238	27.020	27.791	338.5
12	<b>2'05.380</b>	38.664	31.136	27.640	27.940	339.6
13	1'53.645 *	27.958	30.494 *	27.396	27.797	339.6
14	<b>1'53.374</b>	27.959	30.311	27.268	27.836	338.5
15	1'59.968 P	29.610	31.555	27.587	31.216	338.5

Run #	3	Front Tyre	Slick-Medium New Tyre	Rear Tyre	Slick-Soft New Tyre	
16	9'19.553	29.268	34.592	28.446	28.577	
17	<b>1'52.472</b>	27.825	30.194	27.016	27.437	342.8
18	<b>1'52.180</b>	27.549	30.015	27.130	27.486	345.0
19	1'58.199 P	29.935	31.050	27.616	29.598	346.1

Run #	4	Front Tyre	Slick-Medium 4 Laps at start	Rear Tyre	Slick-Soft New Tyre	
20	4'20.671	42.395	31.040	29.905	28.931	
21	<b>1'53.740</b>	28.343	30.544	27.225	27.628	343.9
22	1'56.136 *	27.701	30.940 *	28.713	28.782	348.3
23	<b>1'52.384</b>	27.662	30.077	27.024	27.621	349.5

**Fastest Lap:** Franco MORBIDELLI ITA artamina Enduro VR46 Racing Team **1'50.830** 27.342 29.488 26.646 27.354

These data/results cannot be reproduced, stored and/or transmitted in whole or in part by any manner of electronic, mechanical, photocopying, recording, broadcasting or otherwise now known or herein after developed without the previous express consent by the copyright owner, except for reproduction in daily press and regular printed publications on sale to the public within 60 days of the event related to those data/results and always provided that copyright symbol appears together as follows below.

© DORNA, 2025

Official MotoGP Timing by  TISSOT

www.motogp.com

Doha, Friday, April 11, 2025

Page 6 of 7





## Practice

MotoGP™

Lap	Lap Time	T1	T2	T3	T4	Speed
<b>20th</b>	<b>1</b>	<b>Jorge MARTIN</b>		APRILIA		SPA
		Aprilia Racing				
		Runs=5	Total laps=20	Full laps=11	Valid laps=9	
Run #	1	Front Tyre	Slick-Medium	Rear Tyre	Slick-Soft	
		New Tyre		New Tyre		
1	2'27.489	29.205	31.724	27.932	28.270	
2	<b>1'53.612</b>	28.254	30.424	27.192	27.742	339.6
3	<b>1'53.169</b>	27.985	30.207	27.070	27.907	342.8
4	1'59.744 *	32.621	31.664 *	27.327	28.132	337.5
5	<b>1'54.099</b>	28.053	30.694	27.244	28.108	338.5
6	<b>1'58.922</b>	28.079	33.412	29.011	28.420	341.7
7	1'56.944 P	28.227	30.500	27.349	<b>30.868</b>	336.4
Run #	2	Front Tyre	Slick-Medium	Rear Tyre	Slick-Soft	
		7 Laps at start		7 Laps at start		
8	12'11.589	29.398	31.652	28.235	28.571	
9	<b>1'55.004</b>	28.386	30.738	27.689	28.191	336.4
10	<b>1'57.702</b>	30.785	30.844	27.476	28.597	336.4
11	1'56.665 P	28.346	30.877	28.020	<b>29.422</b>	335.4
Run #	3	Front Tyre	Slick-Medium	Rear Tyre	Slick-Medium	
		11 Laps at start		New Tyre		
12	5'12.976	28.521	31.736	27.755	28.049	
13	<b>1'55.272</b>	28.130	30.535	27.270	29.337	331.2
14	1'57.955 P	28.489	33.309	27.702	<b>28.455</b>	333.3
Run #	4	Front Tyre	Slick-Medium	Rear Tyre	Slick-Soft	
		New Tyre		New Tyre		
15	8'05.721	28.990	30.783	27.406	27.674	
16	<b>1'55.979</b>	27.832	32.150	28.109	27.888	342.8
17	1'58.330 P	27.782	30.342	27.185	<b>33.021</b>	338.5

<b>21st</b>	<b>7</b>	<b>Augusto FERNANDEZ</b>		YAMAHA		SPA
		Prima Pramac Yamaha MotoGP				
		Runs=4	Total laps=17	Full laps=10	Valid laps=13	
Run #	1	Front Tyre	Slick-Medium	Rear Tyre	Slick-Soft	
		New Tyre		New Tyre		
1	2'13.082	29.273	31.919	27.828	28.371	
2	<b>1'54.520</b>	28.547	30.717	27.345	27.911	343.9
3	<b>1'54.206</b>	28.002	30.494	27.756	27.954	340.6
4	<b>1'53.300</b>	28.026	30.306	27.208	27.760	340.6
5	<b>1'58.197</b>	31.953	31.088	27.221	27.935	338.5
6	<b>1'53.513</b>	28.035	30.362	27.244	27.872	339.6
7	1'58.993 P	31.344	30.921	27.668	<b>29.060</b>	337.5
Run #	2	Front Tyre	Slick-Medium	Rear Tyre	Slick-Soft	
		7 Laps at start		7 Laps at start		
8	11'37.501	30.369	32.682	28.363	30.031	
9	<b>1'54.125</b>	28.369	30.559	27.297	27.900	337.5
10	<b>1'53.839</b>	28.179	30.368	27.270	28.022	337.5
	<b>unfinished</b>	28.117				335.4
Run #	3	Front Tyre	Slick-Medium	Rear Tyre	Slick-Soft	
		New Tyre		New Tyre		
11	<b>1'57.019</b>	29.250	31.886	27.841	28.042	

Lap	Lap Time	T1	T2	T3	T4	Speed
12	<b>1'52.535</b>	27.881	<b>30.024</b>	<b>26.817</b>	27.813	<b>346.1</b>
13	1'55.493 P	27.936	30.189	27.370	<b>29.998</b>	342.8
Run #	4	Front Tyre	Slick-Medium	Rear Tyre	Slick-Soft	
		3 Laps at start		New Tyre		
14	4'47.715	34.440	35.642	30.433	27.760	
15	<b>1'59.555</b>	27.913	35.592	28.305	<b>27.745</b>	343.9
16	<b>1'52.415</b>	<b>27.801</b>	30.079	26.870	<b>27.665</b>	343.9
17	<b>2'02.593</b>	35.841	31.917	27.112	27.723	336.4
<b>22nd</b>	<b>35</b>	<b>Somkiat CHANTRA</b>		HONDA		THA
		IDEMITSU Honda LCR				
		Runs=4	Total laps=18	Full laps=11	Valid laps=14	
Run #	1	Front Tyre	Slick-Medium	Rear Tyre	Slick-Medium	
		New Tyre		New Tyre		
1	2'08.790	30.667	32.393	28.530	28.482	
2	<b>1'54.711</b>	28.330	31.007	<b>27.416</b>	27.958	<b>346.1</b>
3	<b>1'53.649</b>	27.968	30.654	<b>27.170</b>	27.857	342.8
	<b>unfinished</b>	28.023				341.7
Run #	2	Front Tyre	Slick-Medium	Rear Tyre	Slick-Soft	
		New Tyre		New Tyre		
4	<b>1'58.488</b>	29.648	32.377	28.379	28.084	
5	<b>1'55.234</b>	28.929	30.820	27.633	27.852	338.5
6	<b>1'53.641</b>	27.927	30.406	27.295	28.013	338.5
7	<b>1'57.726</b>	30.394	31.081	27.910	28.341	340.6
8	<b>1'56.206</b>	28.172	31.766	27.794	28.474	340.6
9	<b>1'55.139</b>	28.309	30.882	27.569	28.379	339.6
10	1'57.920 P	28.095	30.760	27.617	<b>31.448</b>	338.5
Run #	3	Front Tyre	Slick-Medium	Rear Tyre	Slick-Soft	
		7 Laps at start		New Tyre		
11	8'42.167	30.236	31.515	27.916	28.423	
12	<b>1'54.010</b>	28.041	30.476	27.553	27.940	335.4
13	<b>1'54.196</b>	28.138	30.426	27.678	27.954	336.4
14	<b>1'54.479</b>	28.044	30.572	27.665	28.198	336.4
15	2'03.737 P	28.835	32.116	31.546	<b>31.240</b>	334.3
Run #	4	Front Tyre	Slick-Soft	Rear Tyre	Slick-Soft	
		New Tyre		New Tyre		
16	9'20.017	28.264	32.060	31.187	34.062	
17	<b>2'15.567</b>	46.852	33.124	27.785	27.806	338.5
18	<b>1'53.010</b>	<b>27.864</b>	<b>30.094</b>	27.304	<b>27.748</b>	339.6

**Fastest Lap:** Franco MORBIDELLI ITA artamina Enduro VR46 Racing Team **1'50.830** 27.342 29.488 26.646 27.354

These data/results cannot be reproduced, stored and/or transmitted in whole or in part by any manner of electronic, mechanical, photocopying, recording, broadcasting or otherwise now known or herein after developed without the previous express consent by the copyright owner, except for reproduction in daily press and regular printed publications on sale to the public within 60 days of the event related to those data/results and always provided that copyright symbol appears together as follows below.

© DORNA, 2025

Official MotoGP Timing by  TISSOT

www.motogp.com

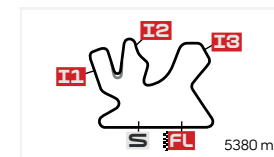
Doha, Friday, April 11, 2025

Page 7 of 7



# BEST PARTIAL TIMES

## QATAR AIRWAYS GRAND PRIX OF QATAR PRACTICE



Lusail International Circuit

*IT* Ideal Lap Time, sum of the best partial times

*BT* Best Lap Time

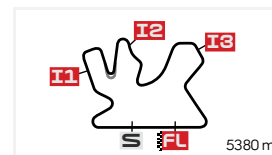
Pos	T1		T2		T3		T4		Pos	Rider	IT	BT	
	Rider	Time	Rider	Time	Rider	Time	Rider	Time					
1	F.MORBIDELLI	27.316	F.MORBIDELLI	29.488	M.MARQUEZ	26.514	F.QUARTARARO	27.237	1	F.MORBIDELLI	1'50.775	1'50.830	(1)
2	<b>A.MARQUEZ</b>	<b>27.374</b>	<b>F.BAGNAIA</b>	<b>29.599</b>	<b>A.MARQUEZ</b>	<b>26.579</b>	<b>F.BAGNAIA</b>	<b>27.257</b>	2	F.BAGNAIA	1'50.975	1'50.975	(2)
3	J.ZARCO	27.405	P.ACOSTA	29.660	F.BAGNAIA	26.621	A.MARQUEZ	27.281	3	M.MARQUEZ	1'50.997	1'50.997	(3)
4	<b>P.ACOSTA</b>	<b>27.416</b>	<b>M.MARQUEZ</b>	<b>29.682</b>	<b>F.DI GIANNANT</b>	<b>26.623</b>	<b>F.DI GIANNANT</b>	<b>27.285</b>	4	A.MARQUEZ	1'51.053	1'51.236	(5)
5	F.DI GIANNANT	27.431	F.DI GIANNANT	29.728	F.MORBIDELLI	26.646	F.MORBIDELLI	27.325	5	F.DI GIANNANTONI	1'51.067	1'51.129	(4)
6	<b>M.MARQUEZ</b>	<b>27.445</b>	<b>F.QUARTARARO</b>	<b>29.736</b>	<b>M.VIÑALES</b>	<b>26.659</b>	<b>F.ALDEGUER</b>	<b>27.330</b>	6	P.ACOSTA	1'51.174	1'51.391	(7)
7	A.OGURA	27.459	F.ALDEGUER	29.816	A.RINS	26.686	M.VIÑALES	27.353	7	F.QUARTARARO	1'51.293	1'51.293	(6)
8	<b>M.VIÑALES</b>	<b>27.480</b>	<b>A.MARQUEZ</b>	<b>29.819</b>	<b>P.ACOSTA</b>	<b>26.728</b>	<b>M.MARQUEZ</b>	<b>27.356</b>	8	M.VIÑALES	1'51.339	1'51.455	(8)
9	J.MIR	27.480	J.MILLER	29.838	F.QUARTARARO	26.730	A.OGURA	27.365	9	J.ZARCO	1'51.489	1'51.636	(10)
10	<b>F.BAGNAIA</b>	<b>27.498</b>	<b>J.MIR</b>	<b>29.844</b>	<b>L.MARINI</b>	<b>26.760</b>	<b>A.RINS</b>	<b>27.369</b>	10	F.ALDEGUER	1'51.501	1'51.615	(9)
11	B.BINDER	27.532	M.VIÑALES	29.847	B.BINDER	26.780	P.ACOSTA	27.370	11	B.BINDER	1'51.564	1'51.833	(14)
12	<b>L.MARINI</b>	<b>27.537</b>	<b>J.ZARCO</b>	<b>29.862</b>	<b>R.FERNANDEZ</b>	<b>26.789</b>	<b>B.BINDER</b>	<b>27.372</b>	12	A.RINS	1'51.615	1'51.666	(11)
13	F.ALDEGUER	27.546	B.BINDER	29.880	F.ALDEGUER	26.809	J.ZARCO	27.383	13	J.MIR	1'51.718	1'51.784	(13)
14	<b>M.BEZZECCHI</b>	<b>27.549</b>	<b>A.RINS</b>	<b>29.896</b>	<b>A.FERNANDEZ</b>	<b>26.817</b>	<b>J.MIR</b>	<b>27.392</b>	14	A.OGURA	1'51.730	1'51.948	(15)
15	J.MILLER	27.553	A.OGURA	29.938	J.ZARCO	26.839	J.MILLER	27.395	15	L.MARINI	1'51.771	1'51.775	(12)
16	<b>F.QUARTARARO</b>	<b>27.590</b>	<b>L.MARINI</b>	<b>29.977</b>	<b>E.BASTIANINI</b>	<b>26.916</b>	<b>M.BEZZECCHI</b>	<b>27.437</b>	16	J.MILLER	1'51.776	1'52.024	(17)
17	E.BASTIANINI	27.644	E.BASTIANINI	30.004	J.MARTIN	26.946	E.BASTIANINI	27.440	17	R.FERNANDEZ	1'51.983	1'52.134	(18)
18	<b>J.MARTIN</b>	<b>27.649</b>	<b>M.BEZZECCHI</b>	<b>30.015</b>	<b>A.OGURA</b>	<b>26.968</b>	<b>R.FERNANDEZ</b>	<b>27.481</b>	18	E.BASTIANINI	1'52.004	1'52.005	(16)
19	R.FERNANDEZ	27.664	A.FERNANDEZ	30.024	J.MILLER	26.990	L.MARINI	27.497	19	M.BEZZECCHI	1'52.017	1'52.180	(19)
20	<b>A.RINS</b>	<b>27.664</b>	<b>R.FERNANDEZ</b>	<b>30.049</b>	<b>J.MIR</b>	<b>27.002</b>	<b>A.FERNANDEZ</b>	<b>27.665</b>	20	A.FERNANDEZ	1'52.307	1'52.415	(21)
21	A.FERNANDEZ	27.801	S.CHANTRA	30.094	M.BEZZECCHI	27.016	J.MARTIN	27.667	21	J.MARTIN	1'52.398	1'52.398	(20)
22	<b>S.CHANTRA</b>	<b>27.864</b>	<b>J.MARTIN</b>	<b>30.136</b>	<b>S.CHANTRA</b>	<b>27.170</b>	<b>S.CHANTRA</b>	<b>27.748</b>	22	S.CHANTRA	1'52.876	1'53.010	(22)

These data/results cannot be reproduced, stored and/or transmitted in whole or in part by any manner of electronic, mechanical, photocopying, recording, broadcasting or otherwise now known or herein after developed without the previous express consent by the copyright owner, except for reproduction in daily press and regular printed publications on sale to the public within 60 days of the event related to those data/results and always provided that copyright symbol appears together as follows below.

© DORNA, 2025

## FASTEST LAPS SEQUENCE

### QATAR AIRWAYS GRAND PRIX OF QATAR PRACTICE



Lusail International Circuit

<i>Practice Time</i>	<i>#</i>	<i>Rider</i>	<i>Nation</i>	<i>Motorcycle</i>	<i>Time</i>	<i>Km/h</i>	<i>Rider's Lap</i>
<b>3'57.610</b>	54	<b>Fermin ALDEGUER</b>	SPA	DUCATI	<b>1'54.274</b>	169.4	2
<b>3'58.206</b>	5	<b>Johann ZARCO</b>	FRA	HONDA	<b>1'52.692</b>	171.8	2
<b>5'52.769</b>	73	<b>Alex MARQUEZ</b>	SPA	DUCATI	<b>1'52.500</b>	172.1	3
<b>6'04.247</b>	93	<b>Marc MARQUEZ</b>	SPA	DUCATI	<b>1'51.810</b>	173.2	3
<b>27'37.604</b>	73	<b>Alex MARQUEZ</b>	SPA	DUCATI	<b>1'51.704</b>	173.3	10
<b>47'14.308</b>	21	<b>Franco MORBIDELLI</b>	ITA	DUCATI	<b>1'51.253</b>	174.0	15
<b>47'35.122</b>	63	<b>Francesco BAGNAIA</b>	ITA	DUCATI	<b>1'50.975</b>	174.5	16
<b>1:00'42.255</b>	21	<b>Franco MORBIDELLI</b>	ITA	DUCATI	<b>1'50.830</b>	174.7	20

These data/results cannot be reproduced, stored and/or transmitted in whole or in part by any manner of electronic, mechanical, photocopying, recording, broadcasting or otherwise now known or herein after developed without the previous express consent by the copyright owner, except for reproduction in daily press and regular printed publications on sale to the public within 60 days of the event related to those data/results and always provided that copyright symbol appears together as follows below.

© DORNA, 2025

Official MotoGP Timing by

[www.motogp.com](http://www.motogp.com)

Doha, Friday, April 11, 2025