

Lusail International Circuit

CLASSIFICATION

QATAR AIRWAYS GRAND PRIX OF QATAR QUALIFYING NR. 2

#	Rider	Nation	Team	Motorcycle	Time	Lap Total	Gap	T. Speed
1	6 Ryusei YAMANAKA	JPN	FRINSA - MT Helmets - MSI	KTM	2'02.638	6 7		243.7
2	66 Joel KELSO	AUS	LEVELUP-MTA	KTM	2'02.679	5 7	0.041 0.041	245.4
3	99 Jose Antonio RUEDA	SPA	Red Bull KTM Ajo	KTM	2'02.914	5 7	0.276 0.235	242.1
4	54 Riccardo ROSSI	ITA	Rivacold Snipers Team	HONDA	2'02.938	5 6	0.300 0.024	247.1
5	36 Angel PIQUERAS	SPA	FRINSA - MT Helmets - MSI	KTM	2'03.000	5 6	0.362 0.062	243.2
6	83 Alvaro CARPE	SPA	Red Bull KTM Ajo	KTM	2'03.109	6 7	0.471 0.109	244.8
7	31 Adrian FERNANDEZ	SPA	Leopard Racing	HONDA	2'03.238	2 6	0.600 0.129	246.0
8	22 David ALMANSA	SPA	Leopard Racing	HONDA	2'03.414	2 6	0.776 0.176	244.8
9	94 Guido PINI	ITA	LIQUI MOLY Dynavolt Intact GP	KTM	2'03.557	6 6	0.919 0.143	247.1
10	10 Nicola CARRARO	ITA	Rivacold Snipers Team	HONDA	2'03.622	2 5	0.984 0.065	243.7
11	64 David MUÑOZ	SPA	LIQUI MOLY Dynavolt Intact GP	KTM	2'03.795	3 6	1.157 0.173	244.8
12	72 Taiyo FURUSATO	JPN	Honda Team Asia	HONDA	2'03.906	6 6	1.268 0.111	246.0
13	71 Dennis FOGGIA	ITA	CFMOTO Gaviota Aspar Team	KTM	2'03.989	2 6	1.351 0.083	244.3
14	19 Scott OGDEN	GBR	CIP Green Power	KTM	2'04.062	2 5	1.424 0.073	242.6
15	82 Stefano NEPA	ITA	SIC58 Squadra Corse	HONDA	2'04.127	2 5	1.489 0.065	244.3
16	14 Cormac BUCHANAN	NZE	DENSSI Racing - BOE	KTM	2'04.136	2 8	1.498 0.009	244.3
17	58 Luca LUNETTA	ITA	SIC58 Squadra Corse	HONDA	2'04.547	3 6	1.909 0.411	243.2
18	5 Tatchakorn BUASRI	THA	Honda Team Asia	HONDA	2'05.735	3 7	3.097 1.188	244.8

Practice condition: **Dry**

Air: 29°

Humidity: 52%

Ground: 36°

Fastest Lap:	Lap: 6	Ryusei YAMANAKA	2'02.638	157.9 Km/h
Best Race Lap:	2024	Tatsuki SUZUKI	2'03.135	157.2 Km/h
All-Time Lap Record:	2024	Daniel HOLGADO	2'02.276	158.3 Km/h

The results are provisional until the end of the limit for protest and appeals.

Time limit for protest expires 60' after publication of the results - Time: **18:45**

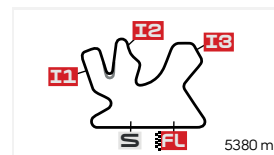
These data/results cannot be reproduced, stored and/or transmitted in whole or in part by any manner of electronic, mechanical, photocopying, recording, broadcasting or otherwise now known or herein after developed without the previous express consent by the copyright owner, except for reproduction in daily press and regular printed publications on sale to the public within 60 days of the event related to those data/results and always provided that copyright symbol appears together as follows below.

© DORNA, 2025

Official MotoGP Timing by TISSOT

www.motogp.com

Doha, Saturday, April 12, 2025



Lusail International Circuit

TOP SPEED & AVERAGE

QATAR AIRWAYS GRAND PRIX OF QATAR QUALIFYING NR. 2

#	Rider	Nation	Motorcycle	Top 5 speeds					Average	Top
54	Riccardo ROSSI	ITA	HONDA	247.1	246.0	246.0	246.0		246.3	247.1
94	Guido PINI	ITA	KTM	247.1	241.6	240.0	239.4		242.0	247.1
31	Adrian FERNANDEZ	SPA	HONDA	246.0	246.0	244.3	240.5		244.2	246.0
72	Taiyo FURUSATO	JPN	HONDA	246.0	242.6	242.1	241.6		243.1	246.0
66	Joel KELSO	AUS	KTM	245.4	242.6	242.6	240.0	238.4	241.8	245.4
5	Tatchakorn BUASRI	THA	HONDA	244.8	239.4	238.4	237.8	237.8	239.6	244.8
22	David ALMANSA	SPA	HONDA	244.8	244.3	243.7	238.4		242.8	244.8
64	David MUÑOZ	SPA	KTM	244.8	243.7	241.0	238.9		242.1	244.8
83	Alvaro CARPE	SPA	KTM	244.8	243.7	241.6	241.0	238.9	242.0	244.8
14	Cormac BUCHANAN	NZE	KTM	244.3	240.5	239.4	236.8	236.3	239.5	244.3
71	Dennis FOGGIA	ITA	KTM	244.3	243.7	242.1	241.6		242.9	244.3
82	Stefano NEPA	ITA	HONDA	244.3	241.6	241.6			242.5	244.3
6	Ryusei YAMANAKA	JPN	KTM	243.7	241.6	241.0	240.5	239.4	241.2	243.7
10	Nicola CARRARO	ITA	HONDA	243.7	243.2	241.6			242.8	243.7
36	Angel PIQUERAS	SPA	KTM	243.2	243.2	242.1	241.0		242.4	243.2
58	Luca LUNETTA	ITA	HONDA	243.2	242.1	242.1	240.0		241.9	243.2
19	Scott OGDEN	GBR	KTM	242.6	241.6	241.0	240.5		241.4	242.6
99	Jose Antonio RUEDA	SPA	KTM	242.1	242.1	241.6	240.0	239.4	241.0	242.1

These data/results cannot be reproduced, stored and/or transmitted in whole or in part by any manner of electronic, mechanical, photocopying, recording, broadcasting or otherwise now known or herein after developed without the previous express consent by the copyright owner, except for reproduction in daily press and regular printed publications on sale to the public within 60 days of the event related to those data/results and always provided that copyright symbol appears together as follows below.

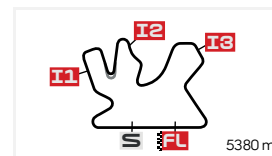
© DORNA, 2025

Official MotoGP Timing by www.motogp.com

Doha, Saturday, April 12, 2025

CHRONOLOGICAL ANALYSIS OF PERFORMANCES

QATAR AIRWAYS GRAND PRIX OF QATAR QUALIFYING NR. 2



Lusail International Circuit

* Lap / Sector time cancelled
P Crossing the finish line in pit lane

T1 Time from finish line to 1st intermediate
T2 Time from 1st intermed. to 2nd intermed.

T3 Time from 2nd intermed. to 3rd intermed.
T4 Time from 3rd intermediate to finish line

Lap	Lap Time	T1	T2	T3	T4	Speed	Lap	Lap Time	T1	T2	T3	T4	Speed
1st	6	Ryusei YAMANAKA		FRINSA - MT Helmets - JPN			3	2'13.233 P	34.972	32.479	33.775	32.007	242.1
		Runs=2	Total laps=7	Full laps=4	Valid laps=3		4	5'22.623	36.901	32.377	29.217	31.035	
1	2'14.461	30.845	32.901	29.595	31.334		5	2'03.000	31.613	31.712	29.003	30.672	243.2
2	2'03.739	31.888	32.009	29.160	30.682	243.7	6	2'04.485 *	31.637	31.875	29.457	31.516 *	243.2
3	2'03.418	31.763	31.935	29.152	30.568	241.6							
4	2'04.236 P	32.008	32.291	29.533	30.404	239.4							
5	3'34.341	31.990	32.082	29.190	31.008								
6	2'02.638	31.599	31.676	28.927	30.436	241.0							
7	2'03.063 *	31.583	31.711	29.064	30.705 *	240.5							
2nd	66	Joel KELSO		LEVELUP-MTA AUS									
		Runs=2	Total laps=7	Full laps=4	Valid laps=4								
1	2'26.043	31.845	32.521	29.433	32.896								
2	2'03.553	31.704	31.868	29.109	30.872	238.4							
3	2'07.503 P	31.690	35.101	29.444	31.268	240.0							
4	3'27.300	28.569	31.962	29.821	31.756								
5	2'02.679	31.474	31.771	28.985	30.449	242.6							
6	2'07.344	32.774	32.050	29.248	33.272	242.6							
7	2'08.439	33.777	33.389	30.104	31.169	245.4							
3rd	99	Jose Antonio RUEDA		Red Bull KTM Ajo SPA									
		Runs=2	Total laps=7	Full laps=4	Valid laps=4								
1	2'13.338	28.961	32.759	29.481	30.837								
2	2'03.449	31.762	31.825	29.287	30.575	239.4							
3	2'03.350 P	31.915	31.824	29.271	30.340	240.0							
4	3'43.912	28.608	32.063	30.123	31.820								
5	2'02.914	31.621	31.682	28.992	30.619	242.1							
6	2'03.110	31.657	31.746	29.075	30.632	241.6							
7	2'06.321	32.027	32.556	30.205	31.533	242.1							
4th	54	Riccardo ROSSI		Rivacold Snipers Team ITA									
		Runs=2	Total laps=6	Full laps=3	Valid laps=3								
1	2'14.799	29.386	32.771	29.497	31.341								
2	2'03.615	31.716	31.982	29.210	30.707	246.0							
3	2'07.721 P	31.714	34.768	29.847	31.392	246.0							
4	5'41.467 *	29.779	33.297	29.922	32.020 *								
5	2'02.938	31.570	31.739	29.023	30.606	247.1							
6	2'05.986	32.052	32.217	30.314	31.403	246.0							
5th	36	Angel PIQUERAS		FRINSA - MT Helmets - SPA									
		Runs=2	Total laps=6	Full laps=3	Valid laps=2								
1	2'21.192	29.354	32.421	29.503	30.856								
2	2'04.005	31.784	31.949	29.373	30.899	241.0							
6th	83	Alvaro CARPE		Red Bull KTM Ajo SPA									
		Runs=2	Total laps=7	Full laps=4	Valid laps=3								
1	2'13.883	28.833	32.947	29.501	31.042								
2	2'03.413	31.720	31.802	29.139	30.752	241.0							
3	2'04.467 P	32.102	32.701	29.328	30.336	241.6							
4	3'41.480 *	29.103	32.585	30.101	31.242 *								
5	2'04.141 *	31.807	31.951	29.424	30.959 *	238.9							
6	2'03.109	31.611	31.767	29.030	30.701	243.7							
7	2'08.370	34.752	32.601	29.712	31.305	244.8							
7th	31	Adrian FERNANDEZ		Leopard Racing SPA									
		Runs=2	Total laps=6	Full laps=3	Valid laps=3								
1	2'27.601	28.718	32.792	29.544	33.680								
2	2'03.238	31.580	31.891	29.007	30.760	246.0							
3	2'03.587	31.471	31.850	29.170	31.096	246.0							
4	2'08.184 P	32.076	33.999	29.549	32.560	240.5							
5	5'30.379	30.210	32.059	31.686	35.477								
6	2'07.354	34.667	32.418	29.374	30.895	244.3							
8th	22	David ALMANSA		Leopard Racing SPA									
		Runs=2	Total laps=6	Full laps=3	Valid laps=3								
1	2'27.054	31.861	34.807	29.659	33.487								
2	2'03.414	31.704	32.065	28.999	30.646	244.3							
3	2'03.931	31.606	31.911	29.247	31.167	243.7							
4	2'10.504 P	35.318	33.368	30.150	31.668	238.4							
5	5'26.432	32.459	34.772	29.435	36.190								
6	2'04.466	31.569	31.997	29.888	31.012	244.8							
9th	94	Guido PINI		LIQUI MOLY Dynavolt ITA									
		Runs=2	Total laps=6	Full laps=3	Valid laps=3								
1	2'22.136	29.489	32.693	29.536	30.960								
2	2'04.880	31.914	32.352	29.584	31.030	239.4							
3	2'09.115 P	32.878	33.433	30.990	31.814	240.0							
4	5'25.088	37.519	33.153	29.243	30.845								
5	2'03.593	31.854	31.911	29.207	30.621	247.1							
6	2'03.557	31.622	32.035	29.212	30.688	241.6							

Fastest Lap: Ryusei YAMANAKA JPN FRINSA - MT Helmets - MSI **2'02.638** 31.599 31.676 28.927 30.436

These data/results cannot be reproduced, stored and/or transmitted in whole or in part by any manner of electronic, mechanical, photocopying, recording, broadcasting or otherwise now known or herein after developed without the previous express consent by the copyright owner, except for reproduction in daily press and regular printed publications on sale to the public within 60 days of the event related to those data/results and always provided that copyright symbol appears together as follows below.

© DORNA, 2025

Official MotoGP Timing by

www.motogp.com

Doha, Saturday, April 12, 2025

Qualifying Nr. 2

Moto3™

Lap	Lap Time	T1	T2	T3	T4	Speed		
10th	10	Nicola CARRARO	Rivacold Snipers Team	ITA	Runs=2	Total laps=5	Full laps=2	Valid laps=1
1	2'14.896	28.667	32.667	29.484	31.344			
2	2'03.622	31.849	31.993	29.072	30.708	243.7		
3	2'05.569 P	31.662	33.199	29.390	31.318	243.2		
4	7'47.715	33.743	32.443	29.518	35.380			
5	2'05.086 *	31.629	32.138	29.636	31.683 *	241.6		

11th	64	David MUÑOZ	LIQUI MOLY Dynavolt	SPA	Runs=2	Total laps=6	Full laps=3	Valid laps=3
1	2'26.512	29.523	32.918	29.623	34.057			
2	2'04.072	31.925	32.051	29.276	30.820	241.0		
3	2'03.795	31.609	32.157	29.050	30.979	244.8		
4	2'06.563 P	32.454	32.612	30.157	31.340	238.9		
5	5'31.676	33.022	35.369	29.734	36.785			
6	2'03.872	31.689	31.878	29.082	31.223	243.7		

12th	72	Taiyo FURUSATO	Honda Team Asia	JPN	Runs=2	Total laps=6	Full laps=3	Valid laps=3
1	2'26.526	30.211	33.282	29.937	34.145			
2	2'04.437	32.099	32.344	29.177	30.817	242.1		
3	2'04.076	31.674	32.082	29.405	30.915	246.0		
4	2'07.249 P	32.739	32.550	29.852	32.108	241.6		
5	5'30.319	31.927	32.837	29.535	35.721			
6	2'03.906	31.779	31.901	29.319	30.907	242.6		

13th	71	Dennis FOGGIA	CFMOTO Gaviota Aspar	ITA	Runs=2	Total laps=6	Full laps=3	Valid laps=2
1	2'27.528	29.926	32.946	29.576	33.794			
2	2'03.989	31.922	31.921	29.299	30.847	243.7		
3	2'04.865	31.790	32.148	29.734	31.193	244.3		
4	2'08.584 P	33.260	33.288	30.426	31.610	241.6		
5	5'26.775	31.447	34.788	29.788	35.688			
6	2'04.430 *	31.788	31.925	29.530	31.187 *	242.1		

14th	19	Scott OGDEN	CIP Green Power	GBR	Runs=2	Total laps=5	Full laps=2	Valid laps=1
1	2'15.140	29.866	32.747	29.607	31.830			
2	2'04.062	31.881	31.999	29.333	30.849	242.6		
3	2'03.903 P	31.882	32.060	29.490	30.471	241.0		
4	5'38.177 *	37.255	32.884	29.365	30.677 *			
5	2'11.579 *	31.876	31.988	29.181	38.534 *	241.6		
unfinished	1'10.726					240.5		

15th	82	Stefano NEPA	SIC58 Squadra Corse	ITA	Runs=2	Total laps=5	Full laps=2	Valid laps=2
1	2'28.068	29.687	32.838	29.597	35.453			
2	2'04.127	31.947	32.143	29.207	30.830	241.6		
3	2'05.146 P	31.835	32.135	29.207	31.969	241.6		
4	7'36.174	34.899	32.932	29.557	36.229			
5	2'07.104	33.901	32.848	29.359	30.996	244.3		

16th	14	Cormac BUCHANAN	DENSSI Racing - BOE	NZE	Runs=1	Total laps=8	Full laps=7	Valid laps=6
1	2'15.696	29.358	32.718	29.420	31.526			

Lap	Lap Time	T1	T2	T3	T4	Speed
2	2'04.136	31.838	32.115	29.254	30.929	240.5
3	2'04.433	31.833	32.414	29.313	30.873	244.3
4	2'07.100 *	32.116	33.501	30.035	31.448 *	239.4
5	2'06.198	32.281	32.588	30.003	31.326	235.8
6	2'06.076	32.262	32.465	29.896	31.453	235.8
7	2'06.800	32.324	32.488	29.941	32.047	236.3
8	2'08.274	32.800	33.060	30.451	31.963	236.8

17th	58	Luca LUNETTA	SIC58 Squadra Corse	ITA	Runs=2	Total laps=6	Full laps=3	Valid laps=2
1	2'14.089	29.969	33.066	29.718	31.118			
2	2'05.571 *	32.795	32.562	29.341	30.873 *	243.2		
3	2'04.547	31.952	32.199	29.224	31.172	242.1		
4	2'07.934 P	32.128	33.685	30.334	31.787	240.0		
5	5'39.103	33.863	32.520	29.478	34.954			
6	2'04.797	31.909	32.166	29.715	31.007	242.1		

18th	5	Tatchakorn BUASRI	Honda Team Asia	THA	Runs=2	Total laps=7	Full laps=4	Valid laps=4
1	2'17.498	29.472	32.782	30.213	31.308			
2	2'06.381	32.282	32.979	29.910	31.210	239.4		
3	2'05.735	32.266	32.464	29.862	31.143	237.8		
4	2'05.886	32.204	32.548	29.795	31.339	237.8		
5	2'11.600 P	35.443	33.437	30.442	32.278	238.4		
6	3'26.560	32.204	32.890	29.575	36.575			
7	2'12.522	35.087	35.283	30.387	31.765	244.8		

Fastest Lap: Ryusei YAMANAKA JPN FRINSA - MT Helmets - MSI **2'02.638** 31.599 31.676 28.927 30.436

These data/results cannot be reproduced, stored and/or transmitted in whole or in part by any manner of electronic, mechanical, photocopying, recording, broadcasting or otherwise now known or herein after developed without the previous express consent by the copyright owner, except for reproduction in daily press and regular printed publications on sale to the public within 60 days of the event related to those data/results and always provided that copyright symbol appears together as follows below.

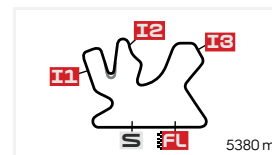
* DORNA, 2025

Official MotoGP Timing by  TISSOT

www.motogp.com

Doha, Saturday, April 12, 2025

Page 2 of 2



Lusail International Circuit

QUALIFYING RESULTS

QATAR AIRWAYS GRAND PRIX OF QATAR

#	Rider	Nation	Team	Motorcycle	Time	Lap Total	Gap	T. Speed
1	6 Ryusei YAMANAKA	JPN	FRINSA - MT Helmets - MSI	KTM Q2	2'02.638	6 7		243.7
2	66 Joel KELSO	AUS	LEVELUP-MTA	KTM Q2	2'02.679	5 7	0.041 0.041	245.4
3	99 Jose Antonio RUEDA	SPA	Red Bull KTM Ajo	KTM Q2	2'02.914	5 7	0.276 0.235	242.1
4	54 Riccardo ROSSI	ITA	Rivacold Snipers Team	HONDA Q2	2'02.938	5 6	0.300 0.024	247.1
5	36 Angel PIQUERAS	SPA	FRINSA - MT Helmets - MSI	KTM Q2	2'03.000	5 6	0.362 0.062	243.2
6	83 Alvaro CARPE	SPA	Red Bull KTM Ajo	KTM Q2	2'03.109	6 7	0.471 0.109	244.8
7	31 Adrian FERNANDEZ	SPA	Leopard Racing	HONDA Q2	2'03.238	2 6	0.600 0.129	246.0
8	22 David ALMANSA	SPA	Leopard Racing	HONDA Q2	2'03.414	2 6	0.776 0.176	244.8
9	94 Guido PINI	ITA	LIQUI MOLY Dynavolt Intact GP	KTM Q2	2'03.557	6 6	0.919 0.143	247.1
10	10 Nicola CARRARO	ITA	Rivacold Snipers Team	HONDA Q2	2'03.622	2 5	0.984 0.065	243.7
11	64 David MUÑOZ	SPA	LIQUI MOLY Dynavolt Intact GP	KTM Q2	2'03.795	3 6	1.157 0.173	244.8
12	72 Taiyo FURUSATO	JPN	Honda Team Asia	HONDA Q2	2'03.906	6 6	1.268 0.111	246.0
13	71 Dennis FOGGIA	ITA	CFMOTO Gaviota Aspar Team	KTM Q2	2'03.989	2 6	1.351 0.083	244.3
14	19 Scott OGDEN	GBR	CIP Green Power	KTM Q2	2'04.062	2 5	1.424 0.073	242.6
15	82 Stefano NEPA	ITA	SIC58 Squadra Corse	HONDA Q2	2'04.127	2 5	1.489 0.065	244.3
16	14 Cormac BUCHANAN	NZE	DENSSI Racing - BOE	KTM Q2	2'04.136	2 8	1.498 0.009	244.3
17	58 Luca LUNETTA	ITA	SIC58 Squadra Corse	HONDA Q2	2'04.547	3 6	1.909 0.411	243.2
18	5 Tatchakorn BUASRI	THA	Honda Team Asia	HONDA Q2	2'05.735	3 7	3.097 1.188	244.8
19	73 Valentin PERRONE	ARG	Red Bull KTM Tech3	KTM Q1	2'04.517	6 6 (*)	1.280	241.0
20	21 Ruche MOODLEY	RSA	DENSSI Racing - BOE	KTM Q1	2'04.531	2 7 (*)	1.294 0.014	243.7
21	78 Joel ESTEBAN	SPA	CFMOTO Gaviota Aspar Team	KTM Q1	2'04.549	2 6 (*)	1.312 0.018	242.1
22	12 Jacob ROULSTONE	AUS	Red Bull KTM Tech3	KTM Q1	2'04.696	3 6 (*)	1.459 0.147	244.3
23	8 Eddie O'SHEA	GBR	GRYD - Mlav Racing	HONDA Q1	2'04.790	4 5 (*)	1.553 0.094	242.1
24	55 Noah DETTWILER	SWI	CIP Green Power	KTM Q1	2'05.132	2 6 (*)	1.895 0.342	242.1

* Gap with the fastest rider in the Q1 session.

Pole Position:		Ryusei YAMANAKA	2'02.638	157.9 Km/h
Q1 Best Lap:	Lap 6	David ALMANSA	(*) 2'03.237	157.1 Km/h
Best Race Lap:	2024	Tatsuki SUZUKI	2'03.135	157.2 Km/h
All-Time Lap Record:	2024	Daniel HOLGADO	2'02.276	158.3 Km/h

The results are provisional until the end of the limit for protest and appeals.

Time limit for protest expires 60' after publication of the results - **Franck VAYSSIÉ** Time: **18:45**

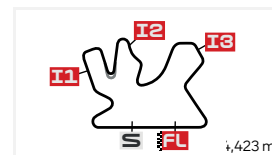
These data/results cannot be reproduced, stored and/or transmitted in whole or in part by any manner of electronic, mechanical, photocopying, recording, broadcasting or otherwise now known or herein after developed without the previous express consent by the copyright owner, except for reproduction in daily press and regular printed publications on sale to the public within 60 days of the event related to those data/results and always provided that copyright symbol appears together as follows below.

© DORNA, 2025

Official MotoGP Timing by

www.motogp.com

Doha, Saturday, April 12, 2025



Lusail International Circuit

OFFICIAL STARTING GRID

QATAR AIRWAYS GRAND PRIX OF QATAR

RACE : 16 LAPS = 86.08 KM

1	1 2'02.638 6 Ryusei YAMANAKA KTM	2	2 2'02.679 66 Joel KELSO KTM	3	3 2'02.914 99 Jose Antonio RUEDA KTM
2	4 2'02.938 54 Riccardo ROSSI Honda	5	5 2'03.000 36 Angel PIQUERAS KTM	6	6 2'03.109 83 Alvaro CARPE KTM
3	7 2'03.238 31 Adrian FERNANDEZ Honda	8	8 2'03.414 22 David ALMANSA Honda	9	9 2'03.557 94 Guido PINI KTM
4	10 2'03.622 10 Nicola CARRARO Honda	11	11 2'03.795 64 David MUÑOZ KTM	12	12 2'03.906 72 Taiyo FURUSATO Honda
5	13 2'03.989 71 Dennis FOGGIA KTM	14	14 2'04.062 19 Scott OGDEN KTM	15	15 2'04.127 82 Stefano NEPA Honda
6	16 2'04.136 14 Cormac BUCHANAN KTM	17	17 2'04.547 58 Luca LUNETTA Honda	18	18 2'05.735 5 Tatchakorn BUASRI Honda
7	19 2'04.517 73 Valentin PERRONE KTM	20	20 2'04.531 21 Ruche MOODLEY KTM	21	21 2'04.549 78 Joel ESTEBAN KTM

FIM MotoGP Stewards long lap penalty for rider #31

The results are provisional until the end of the limit for protest and appeal

Time limit for protest expires 60' after publication of the results - **Franck VAYSSIÉ** Time: **18:48**

These data/results cannot be reproduced, stored and/or transmitted in whole or in part by any manner of electronic, mechanical, photocopying, recording, broadcasting or otherwise now known or herein after developed without the previous express consent by the copyright owner, except for reproduction in daily press and regular printed publications on sale to the public within 60 days of the event related to those data/results and always provided that copyright symbol appears together as follows below.

© DORNA, 2025

Official MotoGP Timing by TISSOT

www.motogp.com

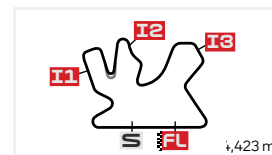
Doha, Saturday, April 12, 2025

Page 1 of 2

OFFICIAL STARTING GRID

QATAR AIRWAYS GRAND PRIX OF QATAR

RACE : 16 LAPS = 86.08 KM



Lusail International Circuit

8

22
2'04.696
12 Jacob ROULSTONE
KTM

23
2'04.790
8 Eddie O'SHEA
Honda

24
2'05.132
55 Noah DETTWILER
KTM

FIM MotoGP Stewards long lap penalty for rider #31

The results are provisional until the end of the limit for protest and appeal:

Time limit for protest expires 60' after publication of the results - **Franck VAYSSIÉ** Time: **18:48**

These data/results cannot be reproduced, stored and/or transmitted in whole or in part by any manner of electronic, mechanical, photocopying, recording, broadcasting or otherwise now known or herein after developed without the previous express consent by the copyright owner, except for reproduction in daily press and regular printed publications on sale to the public within 60 days of the event related to those data/results and always provided that copyright symbol appears together as follows below.

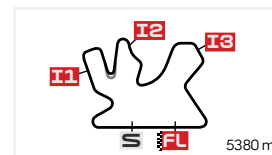
© DORNA, 2025

Official MotoGP Timing by  TISSOT

www.motogp.com

Doha, Saturday, April 12, 2025

EVENT BEST MAXIMUM SPEED

QATAR AIRWAYS GRAND PRIX OF QATAR
QUALIFYING NR. 2

Lusail International Circuit

#	Rider	Nation	Team	Motorcycle	Km/h	
94	Guido PINI	ITA	LIQUI MOLY Dynavolt Intact GP	KTM	247.1	Qualifying Nr. 2
54	Riccardo ROSSI	ITA	Rivacold Snipers Team	HONDA	247.1	Qualifying Nr. 2
22	David ALMANSA	SPA	Leopard Racing	HONDA	247.1	Free Practice Nr. 2
12	Jacob ROULSTONE	AUS	Red Bull KTM Tech3	KTM	246.5	Free Practice Nr. 2
72	Taiyo FURUSATO	JPN	Honda Team Asia	HONDA	246.0	Qualifying Nr. 2
31	Adrian FERNANDEZ	SPA	Leopard Racing	HONDA	246.0	Qualifying Nr. 2
21	Ruche MOODLEY	RSA	DENSSI Racing - BOE	KTM	246.0	Free Practice Nr. 2
6	Ryusei YAMANAKA	JPN	FRINSA - MT Helmets - MSI	KTM	246.0	Free Practice Nr. 2
66	Joel KELSO	AUS	LEVELUP-MTA	KTM	245.4	Qualifying Nr. 2
83	Alvaro CARPE	SPA	Red Bull KTM Ajo	KTM	245.4	Free Practice Nr. 2
5	Tatchakorn BUASRI	THA	Honda Team Asia	HONDA	244.8	Qualifying Nr. 2
64	David MUÑOZ	SPA	LIQUI MOLY Dynavolt Intact GP	KTM	244.8	Qualifying Nr. 2
73	Valentin PERRONE	ARG	Red Bull KTM Tech3	KTM	244.8	Free Practice Nr. 2
14	Cormac BUCHANAN	NZE	DENSSI Racing - BOE	KTM	244.8	Free Practice Nr. 2
82	Stefano NEPA	ITA	SIC58 Squadra Corse	HONDA	244.3	Qualifying Nr. 2
71	Dennis FOGGIA	ITA	CFMOTO Gaviota Aspar Team	KTM	244.3	Qualifying Nr. 2
36	Angel PIQUERAS	SPA	FRINSA - MT Helmets - MSI	KTM	243.7	Free Practice Nr. 2
10	Nicola CARRARO	ITA	Rivacold Snipers Team	HONDA	243.7	Qualifying Nr. 2
58	Luca LUNETTA	ITA	SIC58 Squadra Corse	HONDA	243.7	Free Practice Nr. 2
99	Jose Antonio RUEDA	SPA	Red Bull KTM Ajo	KTM	243.7	Free Practice Nr. 2
78	Joel ESTEBAN	SPA	CFMOTO Gaviota Aspar Team	KTM	243.7	Free Practice Nr. 2
8	Eddie O'SHEA	GBR	GRYD - Mlav Racing	HONDA	243.2	Free Practice Nr. 2
19	Scott OGDEN	GBR	CIP Green Power	KTM	242.6	Qualifying Nr. 2
55	Noah DETTWILER	SWI	CIP Green Power	KTM	242.1	Qualifying Nr. 1
11	Adrián CRUCES	SPA	GRYD - Mlav Racing	HONDA	235.8	Free Practice Nr. 1

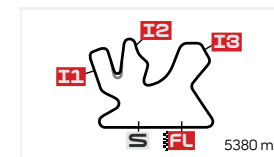
These data/results cannot be reproduced, stored and/or transmitted in whole or in part by any manner of electronic, mechanical, photocopying, recording, broadcasting or otherwise now known or herein after developed without the previous express consent by the copyright owner, except for reproduction in daily press and regular printed publications on sale to the public within 60 days of the event related to those data/results and always provided that copyright symbol appears together as follows below.

© DORNA, 2025

Official MotoGP Timing by  TISSOT

www.motogp.com

Doha, Saturday, April 12, 2025



Lusail International Circuit

BEST PARTIAL TIMES

QATAR AIRWAYS GRAND PRIX OF QATAR QUALIFYING NR. 2

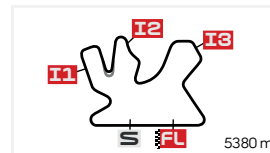
IT Ideal Lap Time, sum of the best partial times

BT Best Lap Time

		<i>T1</i>		<i>T2</i>		<i>T3</i>		<i>T4</i>				<i>IT</i>	<i>BT</i>	
Pos	Rider	Time	Rider	Time	Rider	Time	Rider	Time	Pos	Rider				
1	A.FERNANDEZ	31.471	R.YAMANAKA	31.676	R.YAMANAKA	28.927	R.YAMANAKA	30.436	1	R.YAMANAKA	2'02.622	2'02.638	(1)	
2	J.KELSO	31.474	J.RUEDA	31.682	J.KELSO	28.985	J.KELSO	30.449	2	J.KELSO	2'02.679	2'02.679	(2)	
3	D.ALMANSA	31.569	A.PIQUERAS	31.712	J.RUEDA	28.992	J.RUEDA	30.575	3	J.RUEDA	2'02.870	2'02.914	(3)	
4	R.ROSSI	31.570	R.ROSSI	31.739	D.ALMANSA	28.999	R.ROSSI	30.606	4	R.ROSSI	2'02.938	2'02.938	(4)	
5	R.YAMANAKA	31.583	A.CARPE	31.767	A.PIQUERAS	29.003	G.PINI	30.621	5	A.PIQUERAS	2'03.000	2'03.000	(5)	
6	D.MUÑOZ	31.609	J.KELSO	31.771	A.FERNANDEZ	29.007	D.ALMANSA	30.646	6	A.FERNANDEZ	2'03.088	2'03.238	(7)	
7	A.CARPE	31.611	A.FERNANDEZ	31.850	R.ROSSI	29.023	A.PIQUERAS	30.672	7	A.CARPE	2'03.109	2'03.109	(6)	
8	A.PIQUERAS	31.613	D.MUÑOZ	31.878	A.CARPE	29.030	A.CARPE	30.701	8	D.ALMANSA	2'03.125	2'03.414	(8)	
9	J.RUEDA	31.621	T.FURUSATO	31.901	D.MUÑOZ	29.050	N.CARRARO	30.708	9	D.MUÑOZ	2'03.357	2'03.795	(11)	
10	G.PINI	31.622	D.ALMANSA	31.911	N.CARRARO	29.072	A.FERNANDEZ	30.760	10	G.PINI	2'03.361	2'03.557	(9)	
11	N.CARRARO	31.629	G.PINI	31.911	T.FURUSATO	29.177	T.FURUSATO	30.817	11	N.CARRARO	2'03.402	2'03.622	(10)	
12	T.FURUSATO	31.674	D.FOGGIA	31.921	S.OGDEN	29.181	D.MUÑOZ	30.820	12	T.FURUSATO	2'03.569	2'03.906	(12)	
13	D.FOGGIA	31.788	S.OGDEN	31.988	S.NEPA	29.207	S.NEPA	30.830	13	D.FOGGIA	2'03.855	2'03.989	(13)	
14	C.BUCHANAN	31.833	N.CARRARO	31.993	G.PINI	29.207	D.FOGGIA	30.847	14	S.OGDEN	2'03.894	2'04.062	(14)	
15	S.NEPA	31.835	C.BUCHANAN	32.115	L.LUNETTA	29.224	S.OGDEN	30.849	15	S.NEPA	2'04.007	2'04.127	(15)	
16	S.OGDEN	31.876	S.NEPA	32.135	C.BUCHANAN	29.254	C.BUCHANAN	30.873	16	C.BUCHANAN	2'04.075	2'04.136	(16)	
17	L.LUNETTA	31.909	L.LUNETTA	32.166	D.FOGGIA	29.299	L.LUNETTA	31.007	17	L.LUNETTA	2'04.306	2'04.547	(17)	
18	T.BUASRI	32.204	T.BUASRI	32.464	T.BUASRI	29.575	T.BUASRI	31.143	18	T.BUASRI	2'05.386	2'05.735	(18)	

These data/results cannot be reproduced, stored and/or transmitted in whole or in part by any manner of electronic, mechanical, photocopying, recording, broadcasting or otherwise now known or herein after developed without the previous express consent by the copyright owner, except for reproduction in daily press and regular printed publications on sale to the public within 60 days of the event related to those data/results and always provided that copyright symbol appears together as follows below.

© DORNA, 2025



Lusail International Circuit

FASTEST LAPS SEQUENCE

QATAR AIRWAYS GRAND PRIX OF QATAR QUALIFYING NR. 2

<i>Practice Time</i>	<i>#</i>	<i>Rider</i>	<i>Nation</i>	<i>Motorcycle</i>	<i>Time</i>	<i>Km/h</i>	<i>Rider's Lap</i>
4'16.787	99	Jose Antonio RUEDA	SPA	KTM	2'03.449	156.8	2
4'17.296	83	Alvaro CARPE	SPA	KTM	2'03.413	156.9	2
4'30.839	31	Adrian FERNANDEZ	SPA	HONDA	2'03.238	157.1	2
12'06.963	99	Jose Antonio RUEDA	SPA	KTM	2'02.914	157.5	5
12'07.078	66	Joel KELSO	AUS	KTM	2'02.679	157.8	5
14'02.833	6	Ryusei YAMANAKA	JPN	KTM	2'02.638	157.9	6

These data/results cannot be reproduced, stored and/or transmitted in whole or in part by any manner of electronic, mechanical, photocopying, recording, broadcasting or otherwise now known or herein after developed without the previous express consent by the copyright owner, except for reproduction in daily press and regular printed publications on sale to the public within 60 days of the event related to those data/results and always provided that copyright symbol appears together as follows below.

© DORNA, 2025

Official MotoGP Timing by www.motogp.com

Doha, Saturday, April 12, 2025