

Lusail International Circuit

CLASSIFICATION

QATAR AIRWAYS GRAND PRIX OF QATAR

FREE PRACTICE NR. 2

#	Rider	Nation	Team	Motorcycle	Time	Lap Total	Gap	T. Speed
1	75 Albert ARENAS	SPA	ITALJET Gresini Moto2	KALEX	1'57.573	10 15		289.5
2	18 Manuel GONZALEZ	SPA	LIQUI MOLY Dynavolt Intact GP	KALEX	1'57.575	10 12	0.002 0.002	285.7
3	27 Daniel HOLGADO	SPA	CFMOTO Inde Aspar Team	KALEX	1'57.723	12 15	0.150 0.148	289.5
4	44 Aron CANET	SPA	Fantic Racing LINO SONEGO	KALEX	1'57.723	3 15	0.150	290.3
5	96 Jake DIXON	GBR	ELF Marc VDS Racing Team	BOSCOSCURO	1'57.938	11 15	0.365 0.215	287.2
6	81 Senna AGIUS	AUS	LIQUI MOLY Dynavolt Intact GP	KALEX	1'58.049	11 15	0.476 0.111	291.8
7	7 Barry BALTUS	BEL	Fantic Racing LINO SONEGO	KALEX	1'58.051	12 13	0.478 0.002	287.2
8	16 Joe ROBERTS	USA	American Racing Team	KALEX	1'58.081	9 12	0.508 0.030	287.2
9	53 Deniz ÖNCÜ	TUR	Red Bull KTM Ajo	KALEX	1'58.126	12 12	0.553 0.045	290.3
10	84 Zonta VD GOORBERGH	NED	RW-Idrofoglia Racing GP	KALEX	1'58.168	4 12	0.595 0.042	290.3
11	21 Alonso LOPEZ	SPA	Team HDR Heidrun	BOSCOSCURO	1'58.177	11 12	0.604 0.009	288.7
12	10 Diogo MOREIRA	BRA	Italtrans Racing Team	KALEX	1'58.250	13 13	0.677 0.073	292.6
13	80 David ALONSO	COL	CFMOTO Inde Aspar Team	KALEX	1'58.270	8 9	0.697 0.020	291.1
14	64 Mario AJI	INA	Idemitsu Honda Team Asia	KALEX	1'58.274	10 13	0.701 0.004	291.1
15	95 Collin VEIJER	NED	Red Bull KTM Ajo	KALEX	1'58.393	11 13	0.820 0.119	291.8
16	13 Celestino VIETTI	ITA	Team HDR Heidrun	BOSCOSCURO	1'58.422	10 12	0.849 0.029	291.1
17	4 Ivan ORTOLA	SPA	QJMOTOR - FRINSA - MSI	BOSCOSCURO	1'58.441	4 11	0.868 0.019	290.3
18	92 Yuki KUNII	JPN	Idemitsu Honda Team Asia	KALEX	1'58.485	13 13	0.912 0.044	288.7
19	11 Alex ESCRIG	SPA	KLINT Forward Factory Team	FORWARD	1'58.516	8 12	0.943 0.031	288.7
20	24 Marcos RAMIREZ	SPA	American Racing Team	KALEX	1'58.571	10 13	0.998 0.055	291.8
21	99 Adrian HUERTAS	SPA	Italtrans Racing Team	KALEX	1'58.604	8 13	1.031 0.033	287.2
22	12 Filip SALAC	CZE	ELF Marc VDS Racing Team	BOSCOSCURO	1'58.660	7 13	1.087 0.056	289.5
23	28 Izan GUEVARA	SPA	BLU CRU Pramac Yamaha Moto2	BOSCOSCURO	1'58.867	4 15	1.294 0.207	291.8
24	14 Tony ARBOLINO	ITA	BLU CRU Pramac Yamaha Moto2	BOSCOSCURO	1'58.881	6 12	1.308 0.014	291.1
25	15 Darryn BINDER	RSA	ITALJET Gresini Moto2	KALEX	1'58.917	3 8	1.344 0.036	288.7
26	71 Ayumu SASAKI	JPN	RW - Idrofoglia Racing GP	KALEX	1'58.924	2 12	1.351 0.007	291.1
27	3 Sergio GARCIA	SPA	QJMOTOR - FRINSA - MSI	BOSCOSCURO	1'58.943	11 15	1.370 0.019	286.4
28	9 Jorge NAVARRO	SPA	KLINT Forward Factory Team	FORWARD	1'59.014	7 11	1.441 0.071	285.7

Practice condition: Dry

Air: 34°

Humidity: 34%

Ground: 55°

Fastest Lap:	Lap: 10	Albert ARENAS	1'57.573	164.7 Km/h
Best Race Lap:	2023	Sam LOWES	1'57.366	165.0 Km/h
All-Time Lap Record:	2024	Aron CANET	1'56.788	165.8 Km/h

The results are provisional until the end of the limit for protest and appeals.

Time limit for protest expires 60' after publication of the results - Time:

These data/results cannot be reproduced, stored and/or transmitted in whole or in part by any manner of electronic, mechanical, photocopying, recording, broadcasting or otherwise now known or herein after developed without the previous express consent by the copyright owner, except for reproduction in daily press and regular printed publications on sale to the public within 60 days of the event related to those data/results and always provided that copyright symbol appears together as follows below.

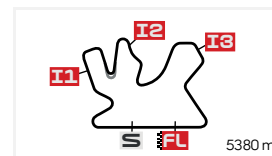
© DORNA, 2025

Official MotoGP Timing by

www.motogp.com

Doha, Saturday, April 12, 2025

Franck VAYSSIÉ
15:00



Lusail International Circuit

COMBINED PRACTICE TIMES

QATAR AIRWAYS GRAND PRIX OF QATAR

FREE PRACTICE NR. 2

#	Rider	Nation	Team	Motorcycle	FP1	FP2	Gap
1	75 A.ARENAS	SPA	ITALJET Gresini Moto2	KALEX	1'58.228 16	1'57.573 10	
2	18 M.GONZALEZ	SPA	LIQUI MOLY Dynavolt Intact GP	KALEX	1'57.689 14	1'57.575 10	0.002 0.002
3	27 D.HOLGADO	SPA	CFMOTO Inde Aspar Team	KALEX	1'58.460 16	1'57.723 12	0.150 0.148
4	44 A.CANET	SPA	Fantic Racing LINO SONEGO	KALEX	1'57.967 14	1'57.723 3	0.150
5	96 J.DIXON	GBR	ELF Marc VDS Racing Team	BOSCOSCURO	1'58.205 12	1'57.938 11	0.365 0.215
6	81 S.AGIUS	AUS	LIQUI MOLY Dynavolt Intact GP	KALEX	1'58.676 16	1'58.049 11	0.476 0.111
7	7 B.BALTUS	BEL	Fantic Racing LINO SONEGO	KALEX	1'58.229 16	1'58.051 12	0.478 0.002
8	16 J.ROBERTS	USA	American Racing Team	KALEX	1'58.713 14	1'58.081 9	0.508 0.030
9	53 D.ÖNCÜ	TUR	Red Bull KTM Ajo	KALEX	1'58.138 13	1'58.126 12	0.553 0.045
10	84 Z.VD GOORBERGH	NED	RW - Idrofoglia Racing GP	KALEX	1'58.758 14	1'58.168 4	0.595 0.042
11	21 A.LOPEZ	SPA	Team HDR Heidrun	BOSCOSCURO	1'59.335 14	1'58.177 11	0.604 0.009
12	10 D.MOREIRA	BRA	Italtrans Racing Team	KALEX	1'58.919 14	1'58.250 13	0.677 0.073
13	80 D.ALONSO	COL	CFMOTO Inde Aspar Team	KALEX	1'58.653 11	1'58.270 8	0.697 0.020
14	64 M.AJI	INA	Idemitsu Honda Team Asia	KALEX	1'58.385 15	1'58.274 10	0.701 0.004
15	95 C.VEIJER	NED	Red Bull KTM Ajo	KALEX	1'59.479 15	1'58.393 11	0.820 0.119
16	13 C.VIETTI	ITA	Team HDR Heidrun	BOSCOSCURO	1'59.385 16	1'58.422 10	0.849 0.029
17	4 I.ORTOLA	SPA	QJMOTOR - FRINSA - MSI	BOSCOSCURO	1'59.688 10	1'58.441 4	0.868 0.019
18	92 Y.KUNII	JPN	Idemitsu Honda Team Asia	KALEX	1'59.636 11	1'58.485 13	0.912 0.044
19	11 A.ESCRIG	SPA	KLINT Forward Factory Team	FORWARD	1'58.987 11	1'58.516 8	0.943 0.031
20	12 F.SALAC	CZE	ELF Marc VDS Racing Team	BOSCOSCURO	1'58.560 11	1'58.660 7	0.987 0.044
21	24 M.RAMIREZ	SPA	American Racing Team	KALEX	1'58.674 16	1'58.571 10	0.998 0.011
22	99 A.HUERTAS	SPA	Italtrans Racing Team	KALEX	1'58.994 9	1'58.604 8	1.031 0.033
23	28 I.GUEVARA	SPA	BLU CRU Pramac Yamaha Moto2	BOSCOSCURO	1'59.022 11	1'58.867 4	1.294 0.263
24	14 T.ARBOLINO	ITA	BLU CRU Pramac Yamaha Moto2	BOSCOSCURO	1'59.117 13	1'58.881 6	1.308 0.014
25	15 D.BINDER	RSA	ITALJET Gresini Moto2	KALEX	1'59.525 13	1'58.917 3	1.344 0.036
26	71 A.SASAKI	JPN	RW - Idrofoglia Racing GP	KALEX	1'59.334 14	1'58.924 2	1.351 0.007
27	3 S.GARCIA	SPA	QJMOTOR - FRINSA - MSI	BOSCOSCURO	1'59.593 15	1'58.943 11	1.370 0.019
28	9 J.NAVARRO	SPA	KLINT Forward Factory Team	FORWARD	1'59.846 11	1'59.014 7	1.441 0.071

Pole Position Record:	2024	Aron CANET	1'56.788	165.8 Km/h
Best Race Lap:	2023	Sam LOWES	1'57.366	165.0 Km/h
All Time Lap Record:	2024	Aron CANET	1'56.788	165.8 Km/h

The results are provisional until the end of the limit for protest and appeals.

Time limit for protest expires 60' after publication of the results - **Franck VAYSSIE** Time: **15:00**

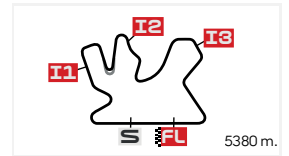
These data/results cannot be reproduced, stored and/or transmitted in whole or in part by any manner of electronic, mechanical, photocopying, recording, broadcasting or otherwise now known or herein after developed without the previous express consent by the copyright owner, except for reproduction in daily press and regular printed publications on sale to the public within 60 days of the event related to those data/results and always provided that copyright symbol appears together as follows below.

© DORNA, 2025

Official MotoGP Timing by

www.motogp.com

Doha, Saturday, April 12, 2025



Lusail International Circuit

TOP SPEED & AVERAGE

QATAR AIRWAYS GRAND PRIX OF QATAR FREE PRACTICE NR. 2

#	Rider	Nation	Motorcycle	Top 5 speeds					Average	Top
10	Diogo MOREIRA	BRA	KALEX	292.6	292.6	291.1	290.3	290.3	291.4	292.6
24	Marcos RAMIREZ	SPA	KALEX	291.8	291.1	289.5	287.2	287.2	289.0	291.8
28	Izan GUEVARA	SPA	BOSCOSCURO	291.8	291.1	290.3	290.3	290.3	290.8	291.8
81	Senna AGIUS	AUS	KALEX	291.8	291.1	289.5	288.0	287.2	289.5	291.8
95	Collin VEIJER	NED	KALEX	291.8	288.7	288.7	288.0	288.0	288.9	291.8
13	Celestino VIETTI	ITA	BOSCOSCURO	291.1	291.1	290.3	288.7	288.0	289.2	291.1
14	Tony ARBOLINO	ITA	BOSCOSCURO	291.1	290.3	290.3	289.5	288.7	290.0	291.1
64	Mario AJI	INA	KALEX	291.1	289.5	288.7	288.0	287.2	288.9	291.1
71	Ayumu SASAKI	JPN	KALEX	291.1	290.3	289.5	289.5	288.7	289.8	291.1
80	David ALONSO	COL	KALEX	291.1	290.3	289.5	288.0	287.2	288.9	291.1
4	Ivan ORTOLA	SPA	BOSCOSCURO	290.3	289.5	289.5	289.5	288.7	289.4	290.3
44	Aron CANET	SPA	KALEX	290.3	290.3	288.7	285.7	284.9	287.5	290.3
53	Deniz ÖNCÜ	TUR	KALEX	290.3	289.5	289.5	289.5	288.0	289.4	290.3
84	Zonta VD GOORBERGH	NED	KALEX	290.3	288.7	287.2	286.4	286.4	287.8	290.3
12	Filip SALAC	CZE	BOSCOSCURO	289.5	288.0	288.0	288.0	288.0	288.3	289.5
27	Daniel HOLGADO	SPA	KALEX	289.5	288.7	288.7	288.7	288.0	288.7	289.5
75	Albert ARENAS	SPA	KALEX	289.5	289.5	289.5	289.5	288.7	289.2	289.5
11	Alex ESCRIG	SPA	FORWARD	288.7	288.7	285.7	285.7	285.7	286.9	288.7
15	Darryn BINDER	RSA	KALEX	288.7	288.0	287.2	285.7	285.7	286.8	288.7
21	Alonso LOPEZ	SPA	BOSCOSCURO	288.7	288.0	288.0	288.0	287.2	287.8	288.7
92	Yuki KUNII	JPN	KALEX	288.7	288.0	288.0	288.0	288.0	288.1	288.7
7	Barry BALTUS	BEL	KALEX	287.2	287.2	285.7	285.7	284.9	285.9	287.2
16	Joe ROBERTS	USA	KALEX	287.2	286.4	285.7	284.9	284.2	285.4	287.2
96	Jake DIXON	GBR	BOSCOSCURO	287.2	286.4	286.4	286.4	285.7	286.0	287.2
99	Adrian HUERTAS	SPA	KALEX	287.2	286.4	286.4	285.7	284.9	285.9	287.2
3	Sergio GARCIA	SPA	BOSCOSCURO	286.4	286.4	286.4	285.7	285.7	286.0	286.4
9	Jorge NAVARRO	SPA	FORWARD	285.7	285.7	285.7	285.7	284.9	285.5	285.7
18	Manuel GONZALEZ	SPA	KALEX	285.7	284.9	283.4	283.4	282.7	283.8	285.7

These data/results cannot be reproduced, stored and/or transmitted in whole or in part by any manner of electronic, mechanical, photocopying, recording, broadcasting or otherwise now known or herein after developed without the previous express consent by the copyright owner, except for reproduction in daily press and regular printed publications on sale to the public within 60 days of the event related to those data/results and always provided that copyright symbol appears together as follows below.

© DORNA, 2025

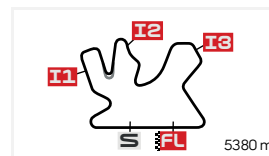
Official MotoGP Timing by www.motogp.com

Doha, Saturday, April 12, 2025

CHRONOLOGICAL ANALYSIS OF PERFORMANCES

QATAR AIRWAYS GRAND PRIX OF QATAR

FREE PRACTICE NR. 2



Lusail International Circuit

* Lap / Sector time cancelled

P Crossing the finish line in pit lane

T1 Time from finish line to 1st intermediate

T2 Time from 1st intermed. to 2nd intermed.

T3 Time from 2nd intermed. to 3rd intermed.

T4 Time from 3rd intermediate to finish line

Lap	Lap Time	T1	T2	T3	T4	Speed	Lap	Lap Time	T1	T2	T3	T4	Speed			
1st	75	Albert ARENAS				ITALJET Gresini Moto2 SPA				9	1'58.106	29.715	31.144	28.172	29.075	286.4
		Runs=1	Total laps=15	Full laps=14	Valid laps=14											
1	3'04.489	32.152	33.149	29.650	31.016		10	1'57.887	29.658	30.995	28.166	29.068	287.2			
2	1'58.472	29.801	31.297	28.248	29.126	289.5	11	1'57.850	29.649	31.108	28.096	28.997	286.4			
3	1'57.909	29.766	30.932	28.060	29.151	288.0	12	1'57.723	29.553	31.114	28.105	28.951	286.4			
4	1'58.559	29.571	31.210	28.333	29.445	289.5	13	1'58.183	29.665	31.051	28.192	29.275	287.2			
5	1'57.988	29.615	31.003	28.142	29.228	285.7	14	1'58.425	29.694	31.251	28.360	29.120	286.4			
6	1'58.217	29.760	31.120	28.180	29.157	287.2	15	1'58.236	29.757	31.132	28.243	29.104	284.2			
7	1'58.016	29.761	31.021	28.106	29.128	286.4										
8	1'58.026	29.771	31.076	28.038	29.141	285.7										
9	1'57.884	29.746	30.985	28.109	29.044	284.9										
10	1'57.573	29.642	30.823	28.055	29.053	284.9										
11	2'02.589	29.725	35.485	28.319	29.060	284.9										
12	1'57.928	29.596	31.033	28.186	29.113	289.5										
13	1'58.613	29.827	31.257	28.254	29.275	289.5										
14	1'58.194	29.679	31.156	28.161	29.198	288.7										
15	1'58.242	29.706	31.174	28.102	29.260	288.7										
4th	44	Aron CANET				Fantic Racing LINO SO SPA				9	1'58.339	29.456	32.164	28.652	29.486	
		Runs=1	Total laps=15	Full laps=14	Valid laps=14											
1	3'08.339	29.456	32.164	28.652	29.486		10	1'57.930	29.816	31.022	28.054	29.038	284.2			
2	1'57.930	29.816	31.022	28.054	29.038	284.2	11	1'57.723	29.679	30.867	28.028	29.149	284.9			
3	1'57.723	29.679	30.867	28.028	29.149	284.9	12	1'58.284	29.776	31.140	28.160	29.208	288.7			
4	1'58.284	29.776	31.140	28.160	29.208	288.7	13	1'58.033	29.643	31.071	28.194	29.125	290.3			
5	1'58.033	29.643	31.071	28.194	29.125	290.3	14	1'58.277	29.692	31.319	28.126	29.140	283.4			
6	1'58.277	29.692	31.319	28.126	29.140	283.4	15	1'57.947	29.729	31.057	28.046	29.115	283.4			
7	1'57.947	29.729	31.057	28.046	29.115	283.4	8	1'58.018	29.635	31.003	28.119	29.261	285.7			
8	1'58.018	29.635	31.003	28.119	29.261	285.7	9	1'58.293	29.795	31.140	28.072	29.286	284.2			
9	1'58.293	29.795	31.140	28.072	29.286	284.2	10	1'58.278	29.757	31.227	28.201	29.093	283.4			
10	1'58.278	29.757	31.227	28.201	29.093	283.4	11	1'58.236	29.727	31.148	28.206	29.155	283.4			
11	1'58.236	29.727	31.148	28.206	29.155	283.4	12	1'58.136	29.614	31.068	28.168	29.286	284.9			
12	1'58.136	29.614	31.068	28.168	29.286	284.9	13	1'58.154	29.658	31.095	28.257	29.144	290.3			
13	1'58.154	29.658	31.095	28.257	29.144	290.3	14	1'58.309	29.819	31.145	28.218	29.127	282.7			
14	1'58.309	29.819	31.145	28.218	29.127	282.7	15	1'58.369	29.743	31.218	28.219	29.189	281.9			
15	1'58.369	29.743	31.218	28.219	29.189	281.9										
2nd	18	Manuel GONZALEZ				LIQUI MOLY Dynavolt SPA				8	3'03.961	30.495	33.021	29.716	30.679	
		Runs=2	Total laps=12	Full laps=9	Valid laps=8											
1	3'03.961	30.495	33.021	29.716	30.679		9	1'58.268	29.740	31.150	28.183	29.195	283.4			
2	1'58.268	29.740	31.150	28.183	29.195	283.4	10	1'58.042	29.750	31.118	28.090	29.084	281.9			
3	1'58.042	29.750	31.118	28.090	29.084	281.9	11	1'58.083	29.698	31.184	28.100	29.101	285.7			
4	1'58.083	29.698	31.184	28.100	29.101	285.7	12	1'57.835 *	29.662	30.904	28.087	29.182 *	281.9			
5	1'57.835 *	29.662	30.904	28.087	29.182 *	281.9	13	1'57.894	29.684	30.841	28.087	29.282	282.7			
6	1'57.894	29.684	30.841	28.087	29.282	282.7	14	2'05.074 P	32.291	33.560	28.902	30.321	281.9			
7	2'05.074 P	32.291	33.560	28.902	30.321	281.9	15	7'43.383	30.196	33.555	31.702	31.793				
8	7'43.383	30.196	33.555	31.702	31.793		9	1'57.965	29.794	30.976	28.055	29.140	280.5			
9	1'57.965	29.794	30.976	28.055	29.140	280.5	10	1'57.575	29.586	30.893	28.080	29.016	284.9			
10	1'57.575	29.586	30.893	28.080	29.016	284.9	11	2'02.187	29.748	31.191	28.176	33.072	283.4			
11	2'02.187	29.748	31.191	28.176	33.072	283.4	12	1'57.624	29.614	30.920	28.003	29.087	282.7			
12	1'57.624	29.614	30.920	28.003	29.087	282.7										
3rd	27	Daniel HOLGADO				CFMOTO Inde Aspar Te SPA				8	2'27.060	28.728	31.979	28.548	29.609	
		Runs=1	Total laps=15	Full laps=14	Valid laps=13											
1	2'27.060	28.728	31.979	28.548	29.609		9	1'58.836	29.864	31.160	28.383	29.429	287.2			
2	1'58.836	29.864	31.160	28.383	29.429	287.2	10	1'58.355	30.068	31.051	28.116	29.120	288.0			
3	1'58.355	30.068	31.051	28.116	29.120	288.0	11	1'57.872	29.690	30.961	28.201	29.020	288.7			
4	1'57.872	29.690	30.961	28.201	29.020	288.7	12	2'04.636 *	29.583	36.887	28.538	29.628 *	285.7			
5	2'04.636 *	29.583	36.887	28.538	29.628 *	285.7	13	1'58.361	29.737	31.187	28.203	29.234	289.5			
6	1'58.361	29.737	31.187	28.203	29.234	289.5	14	2'00.577	29.710	31.071	28.201	31.595	288.7			
7	2'00.577	29.710	31.071	28.201	31.595	288.7	15	1'57.976	29.755	30.973	28.232	29.016	288.7			
8	1'57.976	29.755	30.973	28.232	29.016	288.7										

Fastest Lap: Albert ARENAS	SPA	ITALJET Gresini Moto2	1'57.573	29.642	30.823	28.055	29.053
-----------------------------------	-----	-----------------------	-----------------	--------	--------	--------	--------

These data/results cannot be reproduced, stored and/or transmitted in whole or in part by any manner of electronic, mechanical, photocopying, recording, broadcasting or otherwise now known or herein after developed without the previous express consent by the copyright owner, except for reproduction in daily press and regular printed publications on sale to the public within 60 days of the event related to those data/results and always provided that copyright symbol appears together as follows below.

© DORNA, 2025

Official MotoGP Timing by **TISSOT**

www.motogp.com

Doha, Saturday, April 12, 2025

Free Practice Nr. 2

Moto2™

Lap	Lap Time	T1	T2	T3	T4	Speed	Lap	Lap Time	T1	T2	T3	T4	Speed
6th	81	Senna AGIUS				LIQUI MOLY Dynavolt AUS	5	1'58.547 *	29.751	31.362	28.225	29.209 *	289.5
		Runs=1	Total laps=15	Full laps=14	Valid laps=11	6	1'58.447	29.744	31.290	28.255	29.158	290.3	
1	2'29.893	29.123	32.050	28.644	29.452	7	1'59.716	29.836	31.591	28.544	29.745	289.5	
2	1'58.907	29.864	31.385	28.263	29.395	291.8	8	1'58.100 P	29.726	31.083	28.413	28.878	289.5
3	1'58.434	29.823	31.183	28.207	29.221	287.2	9	9'23.515	33.620	31.321	28.394	29.112	
4	1'58.609	29.672	31.095	28.385	29.457	288.0	10	1'58.268	29.902	31.136	28.178	29.052	286.4
5	1'58.191 *	29.562	31.073	28.157	29.399 *	289.5	11	1'59.920 *	30.196	31.386	28.809	29.529 *	286.4
6	1'58.250	29.714	31.116	28.204	29.216	291.1	12	1'58.126	29.764	31.138	28.204	29.020	287.2
7	1'58.412	29.692	31.079	28.403	29.238	286.4							
8	1'58.447 *	29.686	31.166	28.264	29.331 *	284.2	10th	84	Zonta VD GOORBERGH				RW-Idrofoiglia Racing G NED
9	1'58.217	29.657	31.200	28.204	29.156	284.9			Runs=2	Total laps=12	Full laps=9	Valid laps=8	
10	1'58.285	29.672	31.118	28.100	29.395	285.7	1	2'27.695	28.390	32.255	28.671	29.613	
11	1'58.049	29.650	31.093	28.184	29.122	284.9	2	1'58.899	29.827	31.322	28.320	29.430	287.2
12	1'58.538	29.597	31.284	28.451	29.206	284.2	3	1'58.591	29.857	31.244	28.231	29.259	290.3
13	1'58.686 *	29.808	31.239	28.222	29.417 *	284.9	4	1'58.168	29.712	31.124	28.145	29.187	288.7
14	2'01.737	29.650	34.247	28.542	29.298	284.2	5	1'58.607 *	29.755	31.193	28.218	29.441 *	286.4
15	1'58.288	29.659	31.096	28.093	29.440	284.9	6	1'58.189	29.725	31.045	28.209	29.210	285.7
							7	2'06.054 P	32.761	32.459	28.671	32.163	286.4
7th	7	Barry BALTUS				Fantic Racing LINO SO BEL	8	7'38.955 *	28.626	31.837	28.821	29.956 *	
		Runs=2	Total laps=13	Full laps=10	Valid laps=8	9	1'59.338	29.891	31.518	28.413	29.516	283.4	
1	2'31.692	27.972	32.044	28.388	29.419		10	1'58.671	29.862	31.245	28.268	29.296	284.9
2	1'58.893	29.758	31.315	28.267	29.553	287.2	11	1'58.646	29.812	31.252	28.323	29.259	285.7
3	1'58.574	29.740	31.319	28.239	29.276	287.2	12	1'58.803	29.857	31.240	28.397	29.309	284.2
4	1'59.791	30.965	31.229	28.304	29.293	285.7							
5	1'58.490 *	29.893	31.052	28.250	29.295 *	285.7	11th	21	Alonso LOPEZ				Team HDR Heidrun SPA
6	1'58.342	29.750	31.074	28.226	29.292	282.7			Runs=2	Total laps=12	Full laps=9	Valid laps=5	
7	1'58.209	29.679	31.007	28.183	29.340	284.2	1	2'04.676	28.673	31.948	28.784	29.626	
8	1'58.537	29.881	31.126	28.264	29.266	284.9	2	1'58.947 *	29.931	31.241	28.363	29.412 *	285.7
9	2'02.484 P	29.811	33.143	28.371	31.159	284.9	3	1'58.796 *	29.925	31.301	28.239	29.331 *	286.4
10	7'05.136 *	28.161	31.181	28.279	29.750 *		4	2'00.207	29.831	31.656	29.141	29.579	286.4
11	1'58.611	29.853	31.034	28.342	29.382	281.9	5	1'59.011 *	29.809	31.384	28.410	29.408 *	287.2
12	1'58.051	29.703	30.930	28.177	29.241	281.2	6	1'58.686	29.726	31.283	28.292	29.385	288.0
13	1'58.548 *	29.771	31.173	28.212	29.392 *	282.7	7	1'58.579	29.758	31.357	28.228	29.236	288.0
							8	1'58.710 *	29.825	31.234	28.356	29.295 *	287.2
8th	16	Joe ROBERTS				American Racing Team USA	9	2'06.223 P	32.177	33.191	29.083	31.772	287.2
		Runs=2	Total laps=12	Full laps=9	Valid laps=7	10	8'35.182 *	30.360	31.610	28.769	29.425 *		
1	2'43.995	30.679	34.454	29.288	30.191		11	1'58.177	29.620	31.128	28.288	29.141	288.0
2	2'00.015	30.218	31.635	28.534	29.628	286.4	12	1'58.339	29.626	31.166	28.322	29.225	288.7
3	1'58.790	29.802	31.275	28.333	29.380	285.7							
4	1'58.964	29.837	31.356	28.390	29.381	284.2	12th	10	Diogo MOREIRA				Italtrans Racing Team BRA
5	2'05.106 *	31.146	33.930	28.787	31.243 *	284.9			Runs=2	Total laps=13	Full laps=10	Valid laps=8	
6	2'00.187 P	29.873	31.467	28.376	30.471	287.2	1	2'30.068	28.702	32.097	28.642	29.478	
7	8'32.622	31.191	31.968	28.543	29.368		2	1'58.886	29.872	31.332	28.247	29.435	292.6
8	1'58.541	29.882	31.265	28.174	29.220	280.5	3	1'58.530	29.926	31.123	28.246	29.235	292.6
9	1'58.081	29.723	30.999	28.183	29.176	282.7	4	1'58.494	29.661	31.122	28.199	29.512	291.1
10	1'58.212	29.734	31.041	28.161	29.276	283.4	5	1'58.875 *	29.871	31.276	28.294	29.434 *	290.3
11	2'00.295	29.749	31.109	28.377	31.060	280.5	6	1'58.844	29.714	31.257	28.500	29.373	289.5
12	1'58.436 *	29.771	31.169	28.170	29.326 *	284.2	7	2'01.190	29.811	32.496	29.432	29.451	285.7
							8	1'58.707	29.776	31.193	28.422	29.316	287.2
9th	53	Deniz ÖNCÜ				Red Bull KTM Ajo TUR	9	1'59.122	30.065	31.265	28.369	29.423	288.0
		Runs=2	Total laps=12	Full laps=9	Valid laps=7	10	2'05.994 P	32.053	32.316	29.346	32.279	288.0	
1	2'42.827	29.670	32.396	28.521	30.553		11	6'10.579	29.638	31.280	28.375	29.257	
2	1'58.677	29.826	31.247	28.168	29.436	286.4	12	1'58.233 *	29.662	31.079	28.110	29.382 *	290.3
3	1'58.573	29.762	31.238	28.191	29.382	287.2	13	1'58.250	29.673	31.001	28.216	29.360	289.5
4	1'58.560	29.737	31.374	28.269	29.180	288.0							

Fastest Lap: Albert ARENAS SPA ITALJET Gresini Moto2 **1'57.573** 29.642 30.823 28.055 29.053

These data/results cannot be reproduced, stored and/or transmitted in whole or in part by any manner of electronic, mechanical, photocopying, recording, broadcasting or otherwise now known or herein after developed without the previous express consent by the copyright owner, except for reproduction in daily press and regular printed publications on sale to the public within 60 days of the event related to those data/results and always provided that copyright symbol appears together as follows below.

© DORNA, 2025

Official MotoGP Timing by TISSOT

www.motogp.com

Doha, Saturday, April 12, 2025

Page 2 of 5



Free Practice Nr. 2

Moto2™

Lap	Lap Time	T1	T2	T3	T4	Speed	Lap	Lap Time	T1	T2	T3	T4	Speed
13th	80	David ALONSO				CFMOTO Inde Aspar Te COL	10	1'58.422	29.662	31.166	28.371	29.223	288.7
		Runs=2	Total laps=9	Full laps=6	Valid laps=6		11	2'00.442	29.831	32.912	28.394	29.305	288.0
1	3'02.153	28.642	32.245	29.010	32.363		12	1'58.827	29.773	31.292	28.487	29.275	288.0
2	1'58.798	29.994	31.243	28.296	29.265	287.2							
3	1'58.787	30.089	31.134	28.278	29.286	287.2							
4	3'44.808 P	30.334	31.280	28.204	2'14.990	289.5							
5	12'03.973	28.850	31.857	28.649	29.454								
6	1'58.867	29.957	31.212	28.390	29.308	286.4							
7	1'58.501	29.923	31.157	28.236	29.185	288.0							
8	1'58.270	29.702	31.278	28.081	29.209	291.1							
9	1'58.308	29.681	31.296	28.200	29.131	290.3							
14th	64	Mario AJI				Idemitsu Honda Team INA	17th	4	Ivan ORTOLA				QJMOTOR - FRINSA - SPA
		Runs=2	Total laps=13	Full laps=10	Valid laps=9			Runs=2	Total laps=11	Full laps=8	Valid laps=6		
1	3'05.852	30.419	33.622	29.867	30.513		1	2'34.585	27.911	32.265	28.743	29.834	
2	1'58.931	29.864	31.269	28.321	29.477	288.7	2	1'59.037 *	29.877	31.386	28.184	29.590 *	288.7
3	1'58.830	29.771	31.198	28.502	29.359	289.5	3	1'58.748	29.858	31.268	28.209	29.413	289.5
4	1'58.951	29.813	31.324	28.493	29.321	288.0	4	1'58.441	29.685	31.229	28.222	29.305	290.3
5	1'58.622	29.815	31.157	28.268	29.382	291.1	5	1'59.163 *	29.845	31.326	28.440	29.552 *	289.5
6	1'58.978	29.739	31.416	28.329	29.494	287.2	6	1'59.356	29.902	31.495	28.374	29.585	289.5
7	2'02.297	30.424	33.986	28.479	29.408	286.4	7	2'02.593 P	30.116	32.651	29.136	30.690	288.7
8	1'58.811	29.886	31.182	28.339	29.404	284.9	8	11'20.914	31.381	31.976	28.749	29.732	
9	1'58.207 *	29.793	31.000	28.159	29.255 *	284.9	9	1'59.468	30.089	31.374	28.505	29.500	285.7
10	1'58.274	29.651	31.047	28.346	29.230	284.9	10	2'00.317	30.301	31.622	28.752	29.642	285.7
11	2'07.925 P	32.731	32.813	29.222	33.159	283.4	11	2'06.044	30.023	36.483	29.044	30.494	285.7
12	5'45.673	35.367	31.996	28.596	29.382								
13	1'58.458	29.906	31.133	28.171	29.248	283.4							
15th	95	Collin VEIJER				Red Bull KTM Ajo NED	18th	92	Yuki KUNII				Idemitsu Honda Team JPN
		Runs=2	Total laps=13	Full laps=10	Valid laps=10			Runs=2	Total laps=13	Full laps=10	Valid laps=9		
1	3'05.091	30.837	35.753	30.681	31.286		1	2'25.097	34.984	36.945	29.749	34.191	
2	1'59.316	29.943	31.505	28.395	29.473	288.7	2	2'01.397	30.732	31.822	28.977	29.866	286.4
3	1'59.457	29.843	31.368	28.532	29.714	288.7	3	1'59.734	30.244	31.429	28.497	29.564	287.2
4	1'59.787	29.810	32.003	28.470	29.504	291.8	4	1'59.542	30.038	31.516	28.477	29.511	288.0
5	1'59.052	29.751	31.501	28.369	29.431	288.0	5	1'59.682 *	29.998	31.686	28.419	29.579 *	284.2
6	1'58.895	29.778	31.269	28.520	29.328	288.0	6	1'59.395	29.951	31.461	28.566	29.417	288.7
7	1'58.874	29.720	31.316	28.500	29.338	288.0	7	2'08.566 P	31.643	36.367	29.078	31.478	286.4
8	2'03.226 P	32.259	31.457	28.489	31.021	287.2	8	6'19.421	31.389	31.836	30.548	29.452	
9	5'56.680	30.677	32.453	28.997	29.588		9	1'59.053	29.960	31.422	28.380	29.291	288.0
10	1'58.863	29.887	31.258	28.373	29.345	284.9	10	1'59.207	29.851	31.604	28.399	29.353	288.0
11	1'58.393	29.691	31.132	28.283	29.287	286.4	11	1'59.010	29.952	31.441	28.286	29.331	288.0
12	1'58.471	29.731	31.018	28.451	29.271	284.2	12	1'59.693	30.489	31.402	28.430	29.372	286.4
13	1'58.804	29.768	31.153	28.499	29.384	284.9	13	1'58.485	29.821	31.156	28.240	29.268	287.2
16th	13	Celestino VIETTI				Team HDR Heidrun ITA	19th	11	Alex ESCRIG				KLINT Forward Factory SPA
		Runs=2	Total laps=12	Full laps=9	Valid laps=9			Runs=2	Total laps=12	Full laps=9	Valid laps=7		
1	3'00.453	30.183	33.001	28.982	30.011		1	2'28.058	31.658	33.117	28.571	29.645	
2	1'59.334	29.931	31.265	28.615	29.523	287.2	2	1'58.911	29.786	31.307	28.352	29.466	288.7
3	1'59.182	29.845	31.443	28.563	29.331	288.0	3	2'04.057 P	34.016	31.347	28.312	30.382	284.2
4	2'01.150	30.748	31.772	28.373	30.257	288.0	4	8'23.915	32.091	34.226	28.557	29.517	
5	2'04.454	30.229	31.212	31.260	31.753	290.3	5	1'59.817	29.881	31.163	28.515	30.258	282.7
6	1'58.578	29.742	31.136	28.328	29.372	291.1	6	1'58.611	29.841	31.185	28.222	29.363	288.7
7	1'57.435 P	29.730	31.152	28.274	28.279	291.1	7	1'58.772	29.782	31.315	28.370	29.305	285.7
8	8'19.927	29.460	31.324	28.479	29.370		8	1'58.516	29.748	31.283	28.233	29.252	284.9
9	1'58.911	29.803	31.266	28.377	29.465	287.2	9	1'59.518 *	30.027	31.412	28.333	29.746 *	285.7
							10	1'58.915 *	29.909	31.271	28.282	29.453 *	284.9
							11	2'02.562	29.937	34.646	28.613	29.366	281.9
							12	1'58.943	29.842	31.368	28.279	29.454	285.7
							20th	24	Marcos RAMIREZ				American Racing Team SPA
									Runs=2	Total laps=13	Full laps=10	Valid laps=9	
							1	2'25.355	32.433	36.356	30.501	30.084	
							2	1'59.624	30.108	31.514	28.496	29.506	291.1
							3	1'58.844	29.880	31.347	28.274	29.343	287.2
							4	2'05.565	31.586	33.663	28.555	31.761	287.2

Fastest Lap: Albert ARENAS SPA ITALJET Gresini Moto2 **1'57.573** 29.642 30.823 28.055 29.053

These data/results cannot be reproduced, stored and/or transmitted in whole or in part by any manner of electronic, mechanical, photocopying, recording, broadcasting or otherwise now known or herein after developed without the previous express consent by the copyright owner, except for reproduction in daily press and regular printed publications on sale to the public within 60 days of the event related to those data/results and always provided that copyright symbol appears together as follows below.

© DORNA, 2025

Official MotoGP Timing by  TISSOT

www.motogp.com

Doha, Saturday, April 12, 2025

Page 3 of 5



Free Practice Nr. 2

Moto2™

Lap	Lap Time	T1	T2	T3	T4	Speed
5	1'59.172 *	29.881	31.384	28.260	29.647 *	291.8
6	2'04.851 P	32.126	32.799	29.363	30.563	289.5
7	6'35.433	28.510	31.897	28.628	29.575	
8	1'58.978	29.921	31.388	28.371	29.298	283.4
9	2'00.111	29.865	32.604	28.292	29.350	284.2
10	1'58.571	29.754	31.339	28.136	29.342	284.9
11	2'08.649	29.771	31.362	28.401	39.115	287.2
12	1'58.863	29.867	31.369	28.198	29.429	284.9
13	1'59.837	29.841	32.165	28.417	29.414	281.9

21st 99		Adrian HUERTAS		Italtrans Racing Team SPA		
Runs=2	Total laps=13	Full laps=10	Valid laps=7			
1	2'24.734	28.811	31.834	28.910	30.118	
2	1'59.545 *	30.049	31.361	28.515	29.620 *	283.4
3	1'58.908	29.932	31.201	28.387	29.388	281.2
4	2'01.225	32.077	31.411	28.327	29.410	282.7
5	1'59.334 *	29.872	31.360	28.442	29.660 *	286.4
6	2'06.922 P	32.156	31.285	28.518	34.963	285.7
7	5'52.218	31.505	33.882	28.274	29.345	
8	1'58.604	29.850	31.254	28.184	29.316	284.9
9	1'59.047	29.830	31.407	28.374	29.436	284.9
10	2'01.683	29.860	31.261	28.284	32.278	284.2
11	1'59.216 *	29.747	31.448	28.455	29.566 *	287.2
12	2'04.361	29.902	32.771	31.005	30.683	281.2
13	1'59.584	29.798	31.601	28.576	29.609	286.4

22nd 12		Filip SALAC		ELF Marc VDS Racing Te CZE		
Runs=1	Total laps=13	Full laps=11	Valid laps=10			
1	3'13.876	28.174	32.231	28.799	29.444	
2	1'58.799	29.779	31.375	28.289	29.356	288.0
3	1'59.018	29.940	31.281	28.436	29.361	288.0
4	1'59.385 *	29.855	31.510	28.511	29.509 *	288.0
5	1'59.118	29.772	31.422	28.470	29.454	287.2
6	1'58.919	29.824	31.392	28.383	29.320	287.2
7	1'58.660	29.801	31.343	28.355	29.161	287.2
8	1'58.806	29.852	31.374	28.274	29.306	288.0
9	1'58.850	29.880	31.357	28.345	29.268	287.2
10	2'03.000	29.816	31.485	28.459	33.240	288.0
11	1'58.673	29.617	31.528	28.254	29.274	289.5
12	1'58.729	29.700	31.379	28.326	29.324	287.2
13	2'17.343 P	34.692	37.316	28.709	36.626	284.9

23rd 28		Izan GUEVARA		BLU CRU Pramac Yama SPA		
Runs=1	Total laps=15	Full laps=14	Valid laps=12			
1	2'32.238	28.304	32.161	28.883	29.612	
2	1'59.356	29.703	31.657	28.518	29.478	291.8
3	1'59.592	29.961	31.564	28.601	29.466	290.3
4	1'58.867	29.762	31.354	28.402	29.349	289.5
5	1'58.867 *	29.669	31.307	28.418	29.473 *	291.1
6	1'59.162	29.749	31.339	28.593	29.481	290.3
7	1'59.443	29.751	31.577	28.601	29.514	290.3
8	1'59.430	29.860	31.497	28.586	29.487	287.2
9	2'00.853	29.875	32.472	28.894	29.612	285.7
10	1'59.540	29.814	31.577	28.609	29.540	287.2
11	1'59.594	29.902	31.532	28.641	29.519	287.2

Lap	Lap Time	T1	T2	T3	T4	Speed
12	1'59.594	29.977	31.625	28.566	29.426	287.2
13	1'59.537	29.954	31.566	28.598	29.419	287.2
14	1'59.531	29.926	31.528	28.625	29.452	286.4
15	1'59.721 *	29.872	31.615	28.582	29.652 *	285.7

24th 14		Tony ARBOLINO		BLU CRU Pramac Yama ITA		
Runs=2	Total laps=12	Full laps=9	Valid laps=9			
1	3'04.006	32.491	35.071	29.966	38.619	
2	1'59.877	30.184	31.734	28.462	29.497	284.2
3	1'59.098	29.770	31.235	28.647	29.446	290.3
4	1'59.176	29.831	31.350	28.392	29.603	290.3
5	1'58.897	29.731	31.488	28.303	29.375	289.5
6	1'58.881	29.778	31.301	28.436	29.366	291.1
7	2'10.156 P	35.297	33.133	30.786	30.940	288.7
8	8'44.022	30.446	32.690	29.108	29.736	
9	2'04.114	30.339	33.372	30.967	29.436	285.7
10	1'59.111	29.831	31.397	28.432	29.451	288.0
11	1'58.975	29.859	31.289	28.430	29.397	286.4
12	1'58.886	29.819	31.324	28.365	29.378	287.2

25th 15		Darryn BINDER		ITALJET Gresini Moto2 RSA		
Runs=1	Total laps=8	Full laps=6	Valid laps=5			
1	2'31.267	29.215	32.157	28.804	29.825	
2	1'59.168	29.773	31.399	28.325	29.671	285.7
3	1'58.917	29.772	31.255	28.451	29.439	285.7
4	1'59.833	29.973	31.651	28.678	29.531	287.2
5	1'59.090 *	29.792	31.378	28.244	29.676 *	288.7
6	1'59.258	29.748	31.423	28.475	29.612	288.0
7	2'05.200	30.073	35.643	29.117	30.367	285.7
8	2'02.312 P	30.486	32.192	29.069	30.565	282.7

26th 71		Ayumu SASAKI		RW - Idrofoglia Racing JPN		
Runs=2	Total laps=12	Full laps=9	Valid laps=8			
1	2'43.031	28.198	31.994	28.949	38.390	
2	1'58.924	29.990	31.331	28.288	29.315	291.1
3	2'01.115	29.947	31.550	30.204	29.414	289.5
4	1'58.930	29.793	31.475	28.377	29.285	289.5
5	2'04.348 *	30.030	31.538	29.091	33.689 *	290.3
6	1'59.469	29.978	31.400	28.599	29.492	284.9
7	1'59.472	29.977	31.501	28.562	29.432	286.4
8	2'04.275 P	30.022	33.351	29.558	31.344	286.4
9	7'32.679	28.825	31.936	29.094	32.373	
10	1'59.603	30.146	31.535	28.467	29.455	286.4
11	1'59.388	29.815	31.511	28.668	29.394	288.7
12	1'59.774	30.042	31.569	28.710	29.453	282.7

27th 3		Sergio GARCIA		QJMOTOR - FRINSA - SPA		
Runs=1	Total laps=15	Full laps=14	Valid laps=11			
1	2'41.678	29.306	32.544	28.775	29.691	
2	1'59.934	30.173	31.523	28.481	29.757	284.2
3	2'03.244	33.623	31.499	28.574	29.548	285.7
4	1'59.576	29.967	31.578	28.654	29.377	286.4
5	1'59.230 *	29.831	31.360	28.501	29.538 *	286.4
6	1'59.251	29.891	31.395	28.498	29.467	284.9
7	1'59.342	29.985	31.370	28.407	29.580	285.7

Fastest Lap: Albert ARENAS SPA ITALJET Gresini Moto2 1'57.573 29.642 30.823 28.055 29.053

These data/results cannot be reproduced, stored and/or transmitted in whole or in part by any manner of electronic, mechanical, photocopying, recording, broadcasting or otherwise now known or herein after developed without the previous express consent by the copyright owner, except for reproduction in daily press and regular printed publications on sale to the public within 60 days of the event related to those data/results and always provided that copyright symbol appears together as follows below.

© DORNA, 2025

Official MotoGP Timing by TISSOT

www.motogp.com

Doha, Saturday, April 12, 2025

Page 4 of 5

Free Practice Nr. 2

Moto2™

Lap	Lap Time	T1	T2	T3	T4	Speed	Lap	Lap Time	T1	T2	T3	T4	Speed
8	1'59.059	29.895	31.386	28.366	29.412	285.7							
9	1'59.236 *	29.995	31.271	28.329	29.641 *	284.9							
10	1'59.193	29.856	31.355	28.491	29.491	286.4							
11	1'58.943	29.955	31.293	28.378	29.317	285.7							
12	1'59.084 *	29.843	31.420	28.404	29.417 *	284.9							
13	1'59.278	29.908	31.523	28.466	29.381	285.7							
14	1'59.309	29.930	31.495	28.454	29.430	284.9							
15	1'59.266	29.942	31.427	28.462	29.435	282.7							

28th **9** **Jorge NAVARRO** KLINT Forward Factory SPA
 Runs=2 Total laps=11 Full laps=8 Valid laps=8

1	2'29.660	29.329	32.203	28.606	29.606	
2	2'05.169 P	30.944	31.543	29.552	33.130	285.7
3	9'46.228	28.965	31.920	28.842	33.332	
4	1'59.219	29.864	31.315	28.516	29.524	285.7
5	2'03.957	30.360	31.362	28.580	33.655	284.2
6	1'59.294	29.957	31.337	28.422	29.578	285.7
7	1'59.014	29.951	31.268	28.412	29.383	283.4
8	1'59.260	29.920	31.367	28.500	29.473	284.9
9	2'00.489	30.010	31.852	28.416	30.211	282.7
10	1'59.923	29.856	31.538	28.339	30.190	285.7
11	1'59.356	29.952	31.526	28.435	29.443	284.2

Fastest Lap: Albert ARENAS SPA ITALJET Gresini Moto2 **1'57.573** 29.642 30.823 28.055 29.053

These data/results cannot be reproduced, stored and/or transmitted in whole or in part by any manner of electronic, mechanical, photocopying, recording, broadcasting or otherwise now known or herein after developed without the previous express consent by the copyright owner, except for reproduction in daily press and regular printed publications on sale to the public within 60 days of the event related to those data/results and always provided that copyright symbol appears together as follows below.

© DORNA, 2025

Official MotoGP Timing by  TISSOT

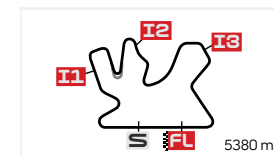
www.motogp.com

Doha, Saturday, April 12, 2025

Page 5 of 5

BEST PARTIAL TIMES

QATAR AIRWAYS GRAND PRIX OF QATAR FREE PRACTICE NR. 2



Lusail International Circuit

IT Ideal Lap Time, sum of the best partial times

BT Best Lap Time

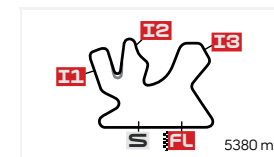
Pos	T1		T2		T3		T4		Pos	Rider	IT	BT	
	Rider	Time	Rider	Time	Rider	Time	Rider	Time					
1	D.HOLGADO	29.553	A.ARENAS	30.823	M.GONZALEZ	28.003	D.HOLGADO	28.951	1	M.GONZALEZ	1'57.446	1'57.575	(2)
2	J.DIXON	29.556	M.GONZALEZ	30.841	A.CANET	28.028	M.GONZALEZ	29.016	2	A.ARENAS	1'57.476	1'57.573	(1)
3	S.AGIUS	29.562	A.CANET	30.867	A.ARENAS	28.038	D.ÖNCÜ	29.020	3	A.CANET	1'57.547	1'57.723	(4)
4	A.ARENAS	29.571	B.BALTUS	30.930	D.ALONSO	28.081	A.CANET	29.038	4	D.HOLGADO	1'57.561	1'57.723	(3)
5	M.GONZALEZ	29.586	D.HOLGADO	30.961	S.AGIUS	28.093	A.ARENAS	29.044	5	J.DIXON	1'57.802	1'57.938	(5)
6	A.CANET	29.614	J.DIXON	30.994	D.HOLGADO	28.096	S.AGIUS	29.122	6	S.AGIUS	1'57.850	1'58.049	(6)
7	F.SALAC	29.617	J.ROBERTS	30.999	J.DIXON	28.109	D.ALONSO	29.131	7	D.ÖNCÜ	1'57.997	1'58.126	(9)
8	A.LOPEZ	29.620	M.AJI	31.000	D.MOREIRA	28.110	A.LOPEZ	29.141	8	D.MOREIRA	1'58.007	1'58.250	(12)
9	M.AJI	29.651	D.MOREIRA	31.001	M.RAMIREZ	28.136	J.DIXON	29.143	9	B.BALTUS	1'58.027	1'58.051	(7)
10	D.MOREIRA	29.661	C.VEIJER	31.018	Z.VD GOORBER	28.145	F.SALAC	29.161	9	D.ALONSO	1'58.027	1'58.270	(13)
11	C.VIETTI	29.662	Z.VD GOORBER	31.045	M.AJI	28.159	J.ROBERTS	29.176	11	M.AJI	1'58.040	1'58.274	(14)
12	I.GUEVARA	29.669	S.AGIUS	31.073	J.ROBERTS	28.161	Z.VD GOORBER	29.187	12	J.ROBERTS	1'58.059	1'58.081	(8)
13	B.BALTUS	29.679	D.ÖNCÜ	31.083	D.ÖNCÜ	28.168	C.VIETTI	29.223	13	Z.VD GOORBERGH	1'58.089	1'58.168	(10)
14	D.ALONSO	29.681	A.LOPEZ	31.128	B.BALTUS	28.177	M.AJI	29.230	14	A.LOPEZ	1'58.117	1'58.177	(11)
15	I.ORTOLA	29.685	D.ALONSO	31.134	I.ORTOLA	28.184	D.MOREIRA	29.235	15	C.VEIJER	1'58.263	1'58.393	(15)
16	C.VEIJER	29.691	C.VIETTI	31.136	A.HUERTAS	28.184	B.BALTUS	29.241	16	C.VIETTI	1'58.295	1'58.422	(16)
17	Z.VD GOORBER	29.712	Y.KUNII	31.156	A.ESCRIG	28.222	A.ESCRIG	29.252	17	F.SALAC	1'58.313	1'58.660	(22)
18	J.ROBERTS	29.723	A.ESCRIG	31.163	A.LOPEZ	28.228	Y.KUNII	29.268	18	A.ESCRIG	1'58.385	1'58.516	(19)
19	D.ÖNCÜ	29.726	A.HUERTAS	31.201	Y.KUNII	28.240	C.VEIJER	29.271	19	I.ORTOLA	1'58.403	1'58.441	(17)
20	T.ARBOLINO	29.731	I.ORTOLA	31.229	D.BINDER	28.244	A.SASAKI	29.285	20	A.HUERTAS	1'58.448	1'58.604	(21)
21	A.HUERTAS	29.747	T.ARBOLINO	31.235	F.SALAC	28.254	M.RAMIREZ	29.298	21	Y.KUNII	1'58.485	1'58.485	(18)
22	A.ESCRIG	29.748	D.BINDER	31.255	C.VIETTI	28.274	I.ORTOLA	29.305	22	M.RAMIREZ	1'58.527	1'58.571	(20)
23	D.BINDER	29.748	J.NAVARRO	31.268	C.VEIJER	28.283	A.HUERTAS	29.316	23	T.ARBOLINO	1'58.635	1'58.881	(24)
24	M.RAMIREZ	29.754	S.GARCIA	31.271	A.SASAKI	28.288	S.GARCIA	29.317	24	D.BINDER	1'58.686	1'58.917	(25)
25	A.SASAKI	29.793	F.SALAC	31.281	T.ARBOLINO	28.303	I.GUEVARA	29.349	25	A.SASAKI	1'58.697	1'58.924	(26)

These data/results cannot be reproduced, stored and/or transmitted in whole or in part by any manner of electronic, mechanical, photocopying, recording, broadcasting or otherwise now known or herein after developed without the previous express consent by the copyright owner, except for reproduction in daily press and regular printed publications on sale to the public within 60 days of the event related to those data/results and always provided that copyright symbol appears together as follows below.

© DORNA, 2025

BEST PARTIAL TIMES

QATAR AIRWAYS GRAND PRIX OF QATAR
FREE PRACTICE NR. 2



Lusail International Circuit

IT Ideal Lap Time, sum of the best partial times

BT Best Lap Time

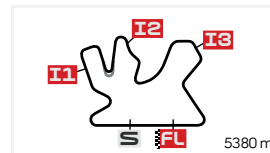
Pos	T1		T2		T3		T4		Pos	Rider	IT	BT	
	Rider	Time	Rider	Time	Rider	Time	Rider	Time					
26	Y.KUNII	29.821	I.GUEVARA	31.307	S.GARCIA	28.329	T.ARBOLINO	29.366	26	I.GUEVARA	1'58.727	1'58.867	(23)
27	S.GARCIA	29.831	A.SASAKI	31.331	J.NAVARRO	28.339	J.NAVARRO	29.383	27	S.GARCIA	1'58.748	1'58.943	(27)
28	J.NAVARRO	29.856	M.RAMIREZ	31.339	I.GUEVARA	28.402	D.BINDER	29.439	28	J.NAVARRO	1'58.846	1'59.014	(28)

These data/results cannot be reproduced, stored and/or transmitted in whole or in part by any manner of electronic, mechanical, photocopying, recording, broadcasting or otherwise now known or herein after developed without the previous express consent by the copyright owner, except for reproduction in daily press and regular printed publications on sale to the public within 60 days of the event related to those data/results and always provided that copyright symbol appears together as follows below.

© DORNA, 2025

FASTEST LAPS SEQUENCE

QATAR AIRWAYS GRAND PRIX OF QATAR
FREE PRACTICE NR. 2




Lusail International Circuit

<i>Practice Time</i>	<i>#</i>	<i>Rider</i>	<i>Nation</i>	<i>Motorcycle</i>	<i>Time</i>	<i>Km/h</i>	<i>Rider's Lap</i>
4'24.979	24	Marcos RAMIREZ	SPA	KALEX	1'59.624	161.9	2
4'25.896	27	Daniel HOLGADO	SPA	KALEX	1'58.836	162.9	2
4'41.504	53	Deniz ÖNCÜ	TUR	KALEX	1'58.677	163.1	2
5'02.229	18	Manuel GONZALEZ	SPA	KALEX	1'58.268	163.7	2
5'06.269	44	Aron CANET	SPA	KALEX	1'57.930	164.2	2
7'00.870	75	Albert ARENAS	SPA	KALEX	1'57.909	164.2	3
7'03.992	44	Aron CANET	SPA	KALEX	1'57.723	164.5	3
20'47.133	75	Albert ARENAS	SPA	KALEX	1'57.573	164.7	10

These data/results cannot be reproduced, stored and/or transmitted in whole or in part by any manner of electronic, mechanical, photocopying, recording, broadcasting or otherwise now known or herein after developed without the previous express consent by the copyright owner, except for reproduction in daily press and regular printed publications on sale to the public within 60 days of the event related to those data/results and always provided that copyright symbol appears together as follows below.

© DORNA, 2025

Official MotoGP Timing by  TISSOT
www.motogp.com

Doha, Saturday, April 12, 2025