

Circuit Of The Americas

QUALIFYING RESULTS

RED BULL GRAND PRIX OF THE AMERICAS

#	Rider	Nation	Team	Motorcycle	Time	Lap Total	Gap	T. Speed
1	93 Marc MARQUEZ	SPA	Ducati Lenovo Team	DUCATI Q2	2'01.088	6 / 7		334.8
2	49 Fabio DI GIANNANTONIO	ITA	Pertamina Enduro VR46 Racing Team	DUCATI Q2	2'01.189	6 / 7	0.101 0.101	338.0
3	73 Alex MARQUEZ	SPA	BK8 Gresini Racing MotoGP	DUCATI Q2	2'01.448	6 / 7	0.360 0.259	334.8
4	37 Pedro ACOSTA	SPA	Red Bull KTM Factory Racing	KTM Q2	2'01.504	7 / 7	0.416 0.056	339.1
5	21 Franco MORBIDELLI	ITA	Pertamina Enduro VR46 Racing Team	DUCATI Q2	2'01.529	6 / 7	0.441 0.025	333.7
6	63 Francesco BAGNAIA	ITA	Ducati Lenovo Team	DUCATI Q2	2'01.611	6 / 6	0.523 0.082	335.9
7	10 Luca MARINI	ITA	Honda HRC Castrol	HONDA Q2	2'01.737	6 / 7	0.649 0.126	334.8
8	36 Joan MIR	SPA	Honda HRC Castrol	HONDA Q2	2'02.008	2 / 5	0.920 0.271	332.7
9	43 Jack MILLER	AUS	Prima Pramac Yamaha MotoGP	YAMAHA Q2	2'02.008	6 / 7	0.920	329.6
10	12 Maverick VIÑALES	SPA	Red Bull KTM Tech3	KTM Q2	2'02.019	7 / 7	0.931 0.011	334.8
11	20 Fabio QUARTARARO	FRA	Monster Energy Yamaha MotoGP Te	YAMAHA Q2	2'02.032	6 / 6	0.944 0.013	327.5
12	54 Fermin ALDEGUER	SPA	BK8 Gresini Racing MotoGP	DUCATI Q2	2'02.419	7 / 7	1.331 0.387	331.6
13	72 Marco BEZZECCHI	ITA	Aprilia Racing	APRILIA Q1	2'02.195	7 / 8 (*)	0.194	334.8
14	42 Alex RINS	SPA	Monster Energy Yamaha MotoGP Te	YAMAHA Q1	2'02.500	5 / 7 (*)	0.499 0.305	331.6
15	5 Johann ZARCO	FRA	CASTROL Honda LCR	HONDA Q1	2'02.636	7 / 7 (*)	0.635 0.136	330.6
16	33 Brad BINDER	RSA	Red Bull KTM Factory Racing	KTM Q1	2'02.637	7 / 7 (*)	0.636 0.001	336.9
17	23 Enea BASTIANINI	ITA	Red Bull KTM Tech3	KTM Q1	2'02.868	8 / 8 (*)	0.867 0.231	333.7
18	79 Ai OGURA	JPN	Trackhouse MotoGP Team	APRILIA Q1	2'02.909	6 / 7 (*)	0.908 0.041	332.7
19	25 Raul FERNANDEZ	SPA	Trackhouse MotoGP Team	APRILIA Q1	2'02.957	5 / 5 (*)	0.956 0.048	329.6
20	7 Augusto FERNANDEZ	SPA	Prima Pramac Yamaha MotoGP	YAMAHA Q1	2'03.805	5 / 7 (*)	1.804 0.848	328.5
21	35 Somkiat CHANTRA	THA	IDEMITSU Honda LCR	HONDA Q1	2'03.909	5 / 7 (*)	1.908 0.104	328.5
22	32 Lorenzo SAVADORI	ITA	Aprilia Racing	APRILIA Q1	2'04.254	7 / 7 (*)	2.253 0.345	331.6

* **Gap with the fastest rider in the Q1 session.**

Pole Position:		Marc MARQUEZ	2'01.088	163.9 Km/h
Q1 Best Lap:	Lap 5	Luca MARINI	(*) 2'02.001	162.6 Km/h
Best Race Lap:	2024	Maverick VIÑALES	2'02.575	161.9 Km/h
All-Time Lap Record:	2024	Maverick VIÑALES	2'00.864	164.2 Km/h

The results are provisional until the end of the limit for protest and appeals.

Time limit for protest expires 60' after publication of the results - **Beth MILLER** Time: **11:56**

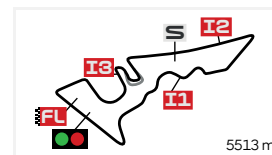
These data/results cannot be reproduced, stored and/or transmitted in whole or in part by any manner of electronic, mechanical, photocopying, recording, broadcasting or otherwise now known or herein after developed without the previous express consent by the copyright owner, except for reproduction in daily press and regular printed publications on sale to the public within 60 days of the event related to those data/results and always provided that copyright symbol appears together as follows below.

© DORNA, 2025

Official MotoGP Timing by

www.motogp.com

Austin, Saturday, March 29, 2025



Circuit Of The Americas

CLASSIFICATION

RED BULL GRAND PRIX OF THE AMERICAS QUALIFYING NR. 2

#	Rider	Nation	Team	Motorcycle	Time	Lap Total	Gap	T. Speed
1	93 Marc MARQUEZ	SPA	Ducati Lenovo Team	DUCATI	2'01.088	6 / 7		334.8
2	49 Fabio DI GIANNANTONIO	ITA	Pertamina Enduro VR46 Racing Team	DUCATI	2'01.189	6 / 7	0.101 0.101	338.0
3	73 Alex MARQUEZ	SPA	BK8 Gresini Racing MotoGP	DUCATI	2'01.448	6 / 7	0.360 0.259	334.8
4	37 Pedro ACOSTA	SPA	Red Bull KTM Factory Racing	KTM	2'01.504	7 / 7	0.416 0.056	339.1
5	21 Franco MORBIDELLI	ITA	Pertamina Enduro VR46 Racing Team	DUCATI	2'01.529	6 / 7	0.441 0.025	333.7
6	63 Francesco BAGNAIA	ITA	Ducati Lenovo Team	DUCATI	2'01.611	6 / 6	0.523 0.082	335.9
7	10 Luca MARINI	ITA	Honda HRC Castrol	HONDA	2'01.737	6 / 7	0.649 0.126	334.8
8	36 Joan MIR	SPA	Honda HRC Castrol	HONDA	2'02.008	2 / 5	0.920 0.271	332.7
9	43 Jack MILLER	AUS	Prima Pramac Yamaha MotoGP	YAMAHA	2'02.008	6 / 7	0.920	329.6
10	12 Maverick VIÑALES	SPA	Red Bull KTM Tech3	KTM	2'02.019	7 / 7	0.931 0.011	334.8
11	20 Fabio QUARTARARO	FRA	Monster Energy Yamaha MotoGP Team	YAMAHA	2'02.032	6 / 6	0.944 0.013	327.5
12	54 Fermin ALDEGUER	SPA	BK8 Gresini Racing MotoGP	DUCATI	2'02.419	7 / 7	1.331 0.387	331.6

Practice condition: **Dry**

Air: 24°

Humidity: 71%

Ground: 33°

Fastest Lap:	Lap: 6	Marc MARQUEZ	2'01.088	163.9 Km/h
Best Race Lap:	2024	Maverick VIÑALES	2'02.575	161.9 Km/h
All-Time Lap Record:	2024	Maverick VIÑALES	2'00.864	164.2 Km/h

The results are provisional until the end of the limit for protest and appeals.

Time limit for protest expires 60' after publication of the results - Time: **Beth MILLER** **11:59**

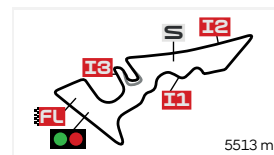
These data/results cannot be reproduced, stored and/or transmitted in whole or in part by any manner of electronic, mechanical, photocopying, recording, broadcasting or otherwise now known or herein after developed without the previous express consent by the copyright owner, except for reproduction in daily press and regular printed publications on sale to the public within 60 days of the event related to those data/results and always provided that copyright symbol appears together as follows below.

© DORNA, 2025

Official MotoGP Timing by

www.motogp.com

Austin, Saturday, March 29, 2025



Circuit Of The Americas

TOP SPEED & AVERAGE

RED BULL GRAND PRIX OF THE AMERICAS QUALIFYING NR. 2

#	Rider	Nation	Motorcycle	Top 5 speeds					Average	Top
37	Pedro ACOSTA	SPA	KTM	339.1	338.0	338.0	334.8	333.7	336.2	339.1
49	Fabio DI GIANNANTONIO	ITA	DUCATI	338.0	335.9	333.7	332.7	332.7	334.6	338.0
63	Francesco BAGNAIA	ITA	DUCATI	335.9	334.8	333.7	333.7	332.7	334.2	335.9
10	Luca MARINI	ITA	HONDA	334.8	331.6	329.6	326.5	325.5	329.6	334.8
12	Maverick VIÑALES	SPA	KTM	334.8	333.7	332.7	332.7	331.6	333.1	334.8
73	Alex MARQUEZ	SPA	DUCATI	334.8	332.7	332.7	331.6	331.6	332.5	334.8
93	Marc MARQUEZ	SPA	DUCATI	334.8	333.7	333.7	332.7	332.7	333.5	334.8
21	Franco MORBIDELLI	ITA	DUCATI	333.7	333.7	332.7	331.6	330.6	332.5	333.7
36	Joan MIR	SPA	HONDA	332.7	331.6	328.5	328.5	328.5	329.7	332.7
54	Fermin ALDEGUER	SPA	DUCATI	331.6	330.6	330.6	330.6	330.6	330.8	331.6
43	Jack MILLER	AUS	YAMAHA	329.6	328.5	328.5	328.5	326.5	328.3	329.6
20	Fabio QUARTARARO	FRA	YAMAHA	327.5	326.5	326.5	326.5	322.5	325.9	327.5

These data/results cannot be reproduced, stored and/or transmitted in whole or in part by any manner of electronic, mechanical, photocopying, recording, broadcasting or otherwise now known or herein after developed without the previous express consent by the copyright owner, except for reproduction in daily press and regular printed publications on sale to the public within 60 days of the event related to those data/results and always provided that copyright symbol appears together as follows below.

© DORNA, 2025

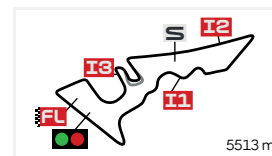
Official MotoGP Timing by www.motogp.com

Austin, Saturday, March 29, 2025

CHRONOLOGICAL ANALYSIS OF PERFORMANCES

RED BULL GRAND PRIX OF THE AMERICAS

QUALIFYING NR. 2



Circuit Of The Americas

* Lap / Sector time cancelled

P Crossing the finish line in pit lane

** Tyre data subject to further updates

T1 Time from finish line to 1st intermediate

T2 Time from 1st intermed. to 2nd intermed.

T3 Time from 2nd intermed. to 3rd intermed.

T4 Time from 3rd intermediate to finish line

Lap	Lap Time	T1	T2	T3	T4	Speed	Lap	Lap Time	T1	T2	T3	T4	Speed
1st	93	Marc MARQUEZ		DUCATI	SPA		7	2'07.655 *	37.075 *	32.086	29.943	28.551	334.8
		Ducati Lenovo Team											
		Runs=2	Total laps=7	Full laps=4	Valid laps=4								
Run #	1	Front Tyre	Slick-Medium	Rear Tyre	Slick-Soft		Run #	1	Front Tyre	Slick-Medium	Rear Tyre	Slick-Soft	
			New Tyre		New Tyre					New Tyre		New Tyre	
1	2'03.494	32.896	30.762	30.424	28.190	332.7	1	2'08.573	34.563	30.843	31.014	28.797	339.1
2	2'01.522	34.548	29.277	29.783	27.914	333.7	2	2'02.180	34.462	29.731	30.015	27.972	338.0
3	2'10.159 P	34.381	30.559	31.659	33.560	334.8	3	2'02.205	34.222	29.812	30.086	28.085	338.0
Run #	2	Front Tyre	Slick-Medium	Rear Tyre	Slick-Soft		Run #	2	Front Tyre	Slick-Medium	Rear Tyre	Slick-Soft	
			3 Laps at start		New Tyre					4 Laps at start		New Tyre	
4	4'17.230	32.204	30.887	30.315	28.284	331.6	5	3'31.582	31.418	30.101	30.242	32.880	332.7
5	2'02.605	34.532	30.020	30.014	28.039	331.6	6	2'01.806	34.303	29.626	29.921	27.956	333.7
6	2'01.088	34.086	29.367	29.779	27.856	332.7	7	2'01.504	34.240	29.538	29.786	27.940	333.7
7	2'11.482	34.147	29.407	35.259	32.669	333.7							
2nd	49	Fabio DI GIANNANTONIO		DUCATI	ITA		5th	21	Franco MORBIDELLI		DUCATI	ITA	
		Pertamina Enduro VR46 Racing Team							Pertamina Enduro VR46 Racing Team				
		Runs=2	Total laps=7	Full laps=4	Valid laps=3				Runs=2	Total laps=7	Full laps=4	Valid laps=4	
Run #	1	Front Tyre	Slick-Medium	Rear Tyre	Slick-Soft		Run #	1	Front Tyre	Slick-Medium	Rear Tyre	Slick-Soft	
			New Tyre		New Tyre					New Tyre		New Tyre	
1	2'06.447	35.146	30.625	30.551	28.221	338.0	1	2'56.411	38.199	30.936	30.514	28.279	332.7
2	2'01.690	34.271	29.691	29.856	27.872	335.9	2	2'02.487	34.446	30.044	29.992	28.005	330.6
3	2'12.462 P	34.491	33.374	31.680	32.917	328.5	3	2'02.214	34.503	29.801	29.918	27.992	331.6
Run #	2	Front Tyre	Slick-Medium	Rear Tyre	Slick-Soft		Run #	2	Front Tyre	Slick-Medium	Rear Tyre	Slick-Soft	
			3 Laps at start		New Tyre					4 Laps at start		New Tyre	
4	4'18.105	33.685	31.122	30.481	28.271	331.6	5	3'11.087	34.156	30.329	30.104	27.975	333.7
5	2'02.683 *	33.462 *	30.244	30.554	28.423	333.7	6	2'01.529	34.213	29.555	29.842	27.919	333.7
6	2'01.189	34.179	29.409	29.737	27.864	332.7	7	2'36.395	42.529	44.071	37.023	32.772	313.9
7	2'12.672	34.143	29.507	36.145	32.877	332.7							
3rd	73	Alex MARQUEZ		DUCATI	SPA		6th	63	Francesco BAGNAIA		DUCATI	ITA	
		BK8 Gresini Racing MotoGP							Ducati Lenovo Team				
		Runs=2	Total laps=7	Full laps=4	Valid laps=3				Runs=2	Total laps=6	Full laps=3	Valid laps=3	
Run #	1	Front Tyre	Slick-Medium	Rear Tyre	Slick-Soft		Run #	1	Front Tyre	Slick-Medium	Rear Tyre	Slick-Soft	
			New Tyre		New Tyre					New Tyre		New Tyre	
1	2'04.170	33.920	30.786	30.440	28.219	331.6	1	2'12.693	35.449	30.855	30.480	28.232	333.7
2	2'01.762	34.317	29.562	30.023	27.860	332.7	2	2'01.741	34.341	29.610	29.797	27.993	335.9
3	2'02.006	34.210	29.563	30.301	27.932	331.6	3	2'14.032 P	38.993 *	31.122	31.291	32.626	331.6
4	2'09.678 P	36.059 *	30.536	30.580	32.503	330.6	Run #	2	Front Tyre	Slick-Medium	Rear Tyre	Slick-Soft	
Run #	2	Front Tyre	Slick-Medium	Rear Tyre	Slick-Soft					3 Laps at start		New Tyre	
			4 Laps at start		New Tyre		4	4'55.401	34.895	30.543	30.517	28.264	333.7
5	3'10.316	32.300	30.253	30.323	28.248	332.7							
6	2'01.448	34.402	29.431	29.943	27.672	331.6							
Fastest Lap:	Marc MARQUEZ	SPA	Ducati Lenovo Team	2'01.088	34.086	29.367	29.779	27.856					

These data/results cannot be reproduced, stored and/or transmitted in whole or in part by any manner of electronic, mechanical, photocopying, recording, broadcasting or otherwise now known or herein after developed without the previous express consent by the copyright owner, except for reproduction in daily press and regular printed publications on sale to the public within 60 days of the event related to those data/results and always provided that copyright symbol appears together as follows below.

© DORNA, 2025

Official MotoGP Timing by

www.motogp.com

Austin, Saturday, March 29, 2025

Qualifying Nr. 2

MotoGP™

Lap	Lap Time	T1	T2	T3	T4	Speed
5	2'08.116	39.747	30.145	30.038	28.186	334.8
6	2'01.611	34.277	29.622	29.761	27.951	332.7

7th 10 **Luca MARINI** HONDA ITA
Honda HRC Castrol

Runs=2 Total laps=7 Full laps=4 Valid laps=4

Run #	1	Front Tyre	Slick-Medium	Rear Tyre	Slick-Soft
		New Tyre		New Tyre	
1	2'08.716	35.033	31.181	31.030	28.763 334.8
2	2'08.254	34.502	29.929	35.675	28.148 329.6
3	2'02.701	34.409	29.920	30.315	28.057 331.6
4	2'12.917 P	37.202 *	31.725	31.430	32.560 321.5

Run #	2	Front Tyre	Slick-Medium	Rear Tyre	Slick-Soft
		4 Laps at start			
		New Tyre		New Tyre	
5	3'10.655	32.824	30.260	30.472	28.303 324.5
6	2'01.737	34.260	29.484	29.934	28.059 326.5
7	2'17.085	34.240	29.767	41.259	31.819 325.5

8th 36 **Joan MIR** HONDA SPA
Honda HRC Castrol

Runs=2 Total laps=5 Full laps=2 Valid laps=2

Run #	1	Front Tyre	Slick-Medium	Rear Tyre	Slick-Soft
		New Tyre		New Tyre	
1	2'23.849	33.430	30.511	30.221	28.263 328.5
2	2'02.008	34.557	29.598	29.821	28.032 328.5
3	2'09.969 P	34.368	29.573	29.959	36.069 328.5

Run #	2	Front Tyre	Slick-Medium	Rear Tyre	Slick-Soft
		3 Laps at start			
		New Tyre		New Tyre	
4	3'56.911	32.333	30.689	30.312	28.395 332.7
5	2'02.864	34.465	29.969	30.137	28.293 331.6
	unfinished	34.475	29.652		328.5

9th 43 **Jack MILLER** YAMAHA AUS
Prima Pramac Yamaha MotoGP

Runs=2 Total laps=7 Full laps=4 Valid laps=4

Run #	1	Front Tyre	Slick-Medium	Rear Tyre	Slick-Soft
		New Tyre		New Tyre	
1	2'13.308	35.810	31.245	32.696	28.365 328.5
2	2'03.032	34.635	29.773	30.417	28.207 329.6
3	2'03.003	34.592	30.148	30.127	28.136 328.5
4	2'12.495 P	36.267 *	31.057	32.296	32.875 324.5

Run #	2	Front Tyre	Slick-Medium	Rear Tyre	Slick-Soft
		4 Laps at start			
		New Tyre		New Tyre	
5	3'21.166	32.204	30.852	30.271	30.846 326.5
6	2'02.008	34.385	29.602	30.007	28.014 328.5
7	2'13.262	34.422	32.949	35.525	30.366 311.1

10th 12 **Maverick VIÑALES** KTM SPA
Red Bull KTM Tech3

Runs=2 Total laps=7 Full laps=4 Valid laps=4

Run #	1	Front Tyre	Slick-Medium	Rear Tyre	Slick-Soft
		New Tyre		New Tyre	
1	2'08.140	35.656	30.974	30.989	28.666 333.7
2	2'02.154	34.516	29.664	30.165	27.809 334.8
3	2'02.348	34.427	29.738	30.143	28.040 332.7
4	2'10.554 P	36.126 *	30.736	31.191	32.501 332.7

Fastest Lap: Marc MARQUEZ SPA Ducati Lenovo Team **2'01.088** 34.086 29.367 29.779 27.856

Lap	Lap Time	T1	T2	T3	T4	Speed
Run #	2	Front Tyre	Slick-Medium	Rear Tyre	Slick-Soft	
		4 Laps at start				New Tyre

5	3'44.270	33.986	30.175	30.371	28.124	330.6
6	2'02.145	34.472	29.714	30.063	27.896	329.6
7	2'02.019	34.264	29.705	30.090	27.960	331.6

11th 20 **Fabio QUARTARARO** YAMAHA FRA
Monster Energy Yamaha MotoGP Team

Runs=2 Total laps=6 Full laps=3 Valid laps=2

Run #	1	Front Tyre	Slick-Medium	Rear Tyre	Slick-Soft
		New Tyre		New Tyre	
1	2'06.861	35.259	30.645	31.147	28.205 326.5
2	2'02.162	34.491	29.769	29.962	27.940 327.5
3	2'11.831 P	34.559	31.881	31.722	33.669 319.6

Run #	2	Front Tyre	Slick-Medium	Rear Tyre	Slick-Soft
		3 Laps at start			
		New Tyre		New Tyre	
4	5'03.325	37.861	33.384	31.553	28.753 322.5
5	2'08.587 *	39.741 *	30.285	30.387	28.174 326.5
6	2'02.032	34.453	29.663	29.997	27.919 326.5

12th 54 **Fermin ALDEGUER** DUCATI SPA
BK8 Gresini Racing MotoGP

Runs=2 Total laps=7 Full laps=4 Valid laps=3

Run #	1	Front Tyre	Slick-Medium	Rear Tyre	Slick-Soft
		New Tyre		New Tyre	
1	2'05.010	33.904	30.774	30.393	28.380 330.6
2	2'02.476	34.482	29.683	30.196	28.115 330.6
3	2'14.333 P	38.952 *	31.283	31.140	32.958 330.6

Run #	2	Front Tyre	Slick-Medium	Rear Tyre	Slick-Soft
		3 Laps at start			
		New Tyre		New Tyre	
4	4'11.578	31.886	30.556	30.350	28.158 331.6
5	2'17.894	48.104	30.952	30.275	28.563 328.5
6	2'02.183 *	34.379	29.796	30.033 *	27.975 * 328.5
7	2'02.419	34.449	29.827	30.099	28.044 330.6

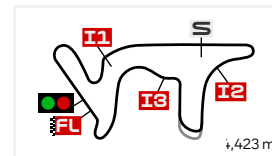
These data/results cannot be reproduced, stored and/or transmitted in whole or in part by any manner of electronic, mechanical, photocopying, recording, broadcasting or otherwise now known or herein after developed without the previous express consent by the copyright owner, except for reproduction in daily press and regular printed publications on sale to the public within 60 days of the event related to those data/results and always provided that copyright symbol appears together as follows below.

* DORNA, 2025

Official MotoGP Timing by TISSOT

www.motogp.com

Austin, Saturday, March 29, 2025



Circuit Of The Americas

PROVISIONAL STARTING GRID
RED BULL GRAND PRIX OF THE AMERICAS
 RACE : 20 LAPS = 110.26 KM

1	3 2'01.448 73 Alex MARQUEZ Ducati	2 2'01.189 49 Fabio DI GIANNANTONIO Ducati	1 2'01.088 93 Marc MARQUEZ Ducati
2	6 2'01.611 63 Francesco BAGNAIA Ducati	5 2'01.529 21 Franco MORBIDELLI Ducati	4 2'01.504 37 Pedro ACOSTA KTM
3	9 2'02.008 43 Jack MILLER Yamaha	8 2'02.008 36 Joan MIR Honda	7 2'01.737 10 Luca MARINI Honda
4	12 2'02.419 54 Fermin ALDEGUER Ducati	11 2'02.032 20 Fabio QUARTARARO Yamaha	10 2'02.019 12 Maverick VIÑALES KTM
5	15 2'02.636 5 Johann ZARCO Honda	14 2'02.500 42 Alex RINS Yamaha	13 2'02.195 72 Marco BEZZECCHI Aprilia
6	18 2'02.909 79 Ai OGURA Aprilia	17 2'02.868 23 Enea BASTIANINI KTM	16 2'02.637 33 Brad BINDER KTM
7	21 2'03.909 35 Somkiat CHANTRA Honda	20 2'03.805 7 Augusto FERNANDEZ Yamaha	19 2'02.957 25 Raul FERNANDEZ Aprilia

The results are provisional until the end of the limit for protest and appeal:

Time limit for protest expires 60' after publication of the results - **Beth MILLER** Time: **11:56**

These data/results cannot be reproduced, stored and/or transmitted in whole or in part by any manner of electronic, mechanical, photocopying, recording, broadcasting or otherwise now known or herein after developed without the previous express consent by the copyright owner, except for reproduction in daily press and regular printed publications on sale to the public within 60 days of the event related to those data/results and always provided that copyright symbol appears together as follows below.

© DORNA, 2025

Official MotoGP Timing by  TISSOT

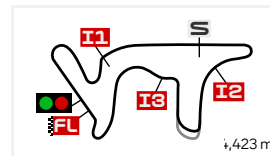
www.motogp.com

Austin, Saturday, March 29, 2025

PROVISIONAL STARTING GRID

RED BULL GRAND PRIX OF THE AMERICAS

RACE : 20 LAPS = 110.26 KM



Circuit Of The Americas

8

22
2'04.254
32 Lorenzo SAVADORI
Aprilia

The results are provisional until the end of the limit for protest and appeal:

Time limit for protest expires 60' after publication of the results - Beth MILLER Time: 11:56

These data/results cannot be reproduced, stored and/or transmitted in whole or in part by any manner of electronic, mechanical, photocopying, recording, broadcasting or otherwise now known or herein after developed without the previous express consent by the copyright owner, except for reproduction in daily press and regular printed publications on sale to the public within 60 days of the event related to those data/results and always provided that copyright symbol appears together as follows below.

© DORNA, 2025

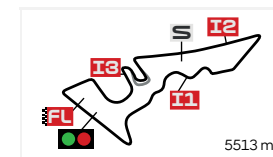
Official MotoGP Timing by TISSOT

www.motogp.com

Austin, Saturday, March 29, 2025

BMW M AWARD - BEST QUALIFIER MOTOGP 2025

RED BULL GRAND PRIX OF THE AMERICAS



Circuit Of The Americas

Rider	Nation	Points	THA	ARG	AME	QAT	SPA	FRA	GBR	ARA	ITA	NED	GER	CZE	AUT	HUN	CAT	RSM	JPN	INA	AUS	MAL	POR	VAL
1 MARQUEZ Marc	SPA	75	25	25	25																			
2 MARQUEZ Alex	SPA	56	20	20	16																			
3 BAGNAIA Francesco	ITA	39	16	13	10																			
4 DI GIANNANTONIO Fabio	ITA	33	3	10	20																			
5 ACOSTA Pedro	SPA	33	9	11	13																			
6 MORBIDELLI Franco	ITA	29	10	8	11																			
7 MILLER Jack	AUS	23	13	3	7																			
8 ZARCO Johann	FRA	21	4	16	1																			
9 QUARTARARO Fabio	FRA	20	6	9	5																			
10 MIR Joan	SPA	19	5	6	8																			
11 BEZZECCHI Marco	ITA	17	7	7	3																			
12 OGURA Ai	JPN	12	11	1	-																			
13 MARINI Luca	ITA	9	-	-	9																			
14 FERNANDEZ Raul	SPA	8	8	-	-																			
15 BINDER Brad	RSA	7	2	5	-																			
16 ALDEGUER Fermin	SPA	7	1	2	4																			
17 VIÑALES Maverick	SPA	6	-	-	6																			
18 RINS Alex	SPA	6	-	4	2																			

These data/results cannot be reproduced, stored and/or transmitted in whole or in part by any manner of electronic, mechanical, photocopying, recording, broadcasting or otherwise now known or herein after developed without the previous express consent by the copyright owner, except for reproduction in daily press and regular printed publications on sale to the public within 60 days of the event related to those data/results and always provided that copyright symbol appears together as follows below.

© DORNA, 2025

Official MotoGP Timing by

www.motogp.com

Austin, Saturday, March 29, 2025





Circuit Of The Americas

EVENT BEST MAXIMUM SPEED

RED BULL GRAND PRIX OF THE AMERICAS

QUALIFYING NR. 2

#	Rider	Nation	Team	Motorcycle	Km/h	
93	Marc MARQUEZ	SPA	Ducati Lenovo Team	DUCATI	341.3	Practice
33	Brad BINDER	RSA	Red Bull KTM Factory Racing	KTM	341.3	Free Practice Nr. 2
63	Francesco BAGNAIA	ITA	Ducati Lenovo Team	DUCATI	340.2	Free Practice Nr. 2
37	Pedro ACOSTA	SPA	Red Bull KTM Factory Racing	KTM	339.1	Qualifying Nr. 2
12	Maverick VIÑALES	SPA	Red Bull KTM Tech3	KTM	339.1	Free Practice Nr. 2
79	Ai OGURA	JPN	Trackhouse MotoGP Team	APRILIA	338.0	Practice
21	Franco MORBIDELLI	ITA	Pertamina Enduro VR46 Racing Team	DUCATI	338.0	Practice
23	Enea BASTIANINI	ITA	Red Bull KTM Tech3	KTM	338.0	Practice
49	Fabio DI GIANNANTONIO	ITA	Pertamina Enduro VR46 Racing Team	DUCATI	338.0	Qualifying Nr. 2
73	Alex MARQUEZ	SPA	BK8 Gresini Racing MotoGP	DUCATI	336.9	Free Practice Nr. 2
72	Marco BEZZECCHI	ITA	Aprilia Racing	APRILIA	336.9	Free Practice Nr. 2
32	Lorenzo SAVADORI	ITA	Aprilia Racing	APRILIA	335.9	Practice
35	Somkiat CHANTRA	THA	IDEMITSU Honda LCR	HONDA	334.8	Practice
10	Luca MARINI	ITA	Honda HRC Castrol	HONDA	334.8	Qualifying Nr. 2
42	Alex RINS	SPA	Monster Energy Yamaha MotoGP Team	YAMAHA	334.8	Practice
43	Jack MILLER	AUS	Prima Pramac Yamaha MotoGP	YAMAHA	334.8	Practice
54	Fermin ALDEGUER	SPA	BK8 Gresini Racing MotoGP	DUCATI	334.8	Practice
36	Joan MIR	SPA	Honda HRC Castrol	HONDA	334.8	Practice
25	Raul FERNANDEZ	SPA	Trackhouse MotoGP Team	APRILIA	333.7	Practice
5	Johann ZARCO	FRA	CASTROL Honda LCR	HONDA	332.7	Practice
7	Augusto FERNANDEZ	SPA	Prima Pramac Yamaha MotoGP	YAMAHA	332.7	Practice
20	Fabio QUARTARARO	FRA	Monster Energy Yamaha MotoGP Team	YAMAHA	331.6	Practice

These data/results cannot be reproduced, stored and/or transmitted in whole or in part by any manner of electronic, mechanical, photocopying, recording, broadcasting or otherwise now known or herein after developed without the previous express consent by the copyright owner, except for reproduction in daily press and regular printed publications on sale to the public within 60 days of the event related to those data/results and always provided that copyright symbol appears together as follows below.

© DORNA, 2025

Official MotoGP Timing by

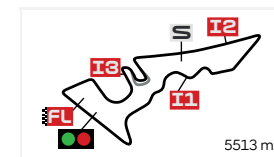
www.motogp.com

Austin, Saturday, March 29, 2025

BEST PARTIAL TIMES

RED BULL GRAND PRIX OF THE AMERICAS

QUALIFYING NR. 2



Circuit Of The Americas

IT Ideal Lap Time, sum of the best partial times

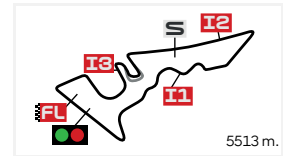
BT Best Lap Time

Pos	T1		T2		T3		T4		Pos	Rider	IT	BT	
	Rider	Time	Rider	Time	Rider	Time	Rider	Time					
1	M.MARQUEZ	34.086	M.MARQUEZ	29.277	F.DI GIANNANT	29.737	A.MARQUEZ	27.672	1	M.MARQUEZ	2'00.998	2'01.088	(1)
2	F.DI GIANNANT	34.143	F.DI GIANNANT	29.409	F.BAGNAIA	29.761	M.VIÑALES	27.809	2	F.DI GIANNANTONI	2'01.153	2'01.189	(2)
3	A.MARQUEZ	34.210	A.MARQUEZ	29.431	M.MARQUEZ	29.779	M.MARQUEZ	27.856	3	A.MARQUEZ	2'01.256	2'01.448	(3)
4	F.MORBIDELLI	34.213	L.MARINI	29.484	P.ACOSTA	29.786	F.DI GIANNANT	27.864	4	P.ACOSTA	2'01.486	2'01.504	(4)
5	P.ACOSTA	34.222	P.ACOSTA	29.538	J.MIR	29.821	F.QUARTARARO	27.919	5	F.MORBIDELLI	2'01.529	2'01.529	(5)
6	L.MARINI	34.240	F.MORBIDELLI	29.555	F.MORBIDELLI	29.842	F.MORBIDELLI	27.919	6	F.BAGNAIA	2'01.599	2'01.611	(6)
7	M.VIÑALES	34.264	J.MIR	29.573	L.MARINI	29.934	P.ACOSTA	27.940	7	L.MARINI	2'01.715	2'01.737	(7)
8	F.BAGNAIA	34.277	J.MILLER	29.602	A.MARQUEZ	29.943	F.BAGNAIA	27.951	8	J.MIR	2'01.794	2'02.008	(8)
9	J.MIR	34.368	F.BAGNAIA	29.610	F.QUARTARARO	29.962	J.MILLER	28.014	9	M.VIÑALES	2'01.800	2'02.019	(10)
10	F.ALDEGUER	34.379	F.QUARTARARO	29.663	J.MILLER	30.007	J.MIR	28.032	10	F.QUARTARARO	2'01.997	2'02.032	(11)
11	J.MILLER	34.385	M.VIÑALES	29.664	M.VIÑALES	30.063	F.ALDEGUER	28.044	11	J.MILLER	2'02.008	2'02.008	(9)
12	F.QUARTARARO	34.453	F.ALDEGUER	29.683	F.ALDEGUER	30.099	L.MARINI	28.057	12	F.ALDEGUER	2'02.205	2'02.419	(12)

These data/results cannot be reproduced, stored and/or transmitted in whole or in part by any manner of electronic, mechanical, photocopying, recording, broadcasting or otherwise now known or herein after developed without the previous express consent by the copyright owner, except for reproduction in daily press and regular printed publications on sale to the public within 60 days of the event related to those data/results and always provided that copyright symbol appears together as follows below.

© DORNA, 2025

FASTEST LAPS SEQUENCE
RED BULL GRAND PRIX OF THE AMERICAS
QUALIFYING NR. 2



Circuit Of The Americas

<i>Practice Time</i>	<i>#</i>	<i>Rider</i>	<i>Nation</i>	<i>Motorcycle</i>	<i>Time</i>	<i>Km/h</i>	<i>Rider's Lap</i>
4'05.016	93	Marc MARQUEZ	SPA	DUCATI	2'01.522	163.3	2
13'29.380	73	Alex MARQUEZ	SPA	DUCATI	2'01.448	163.4	6
14'36.098	93	Marc MARQUEZ	SPA	DUCATI	2'01.088	163.9	6

These data/results cannot be reproduced, stored and/or transmitted in whole or in part by any manner of electronic, mechanical, photocopying, recording, broadcasting or otherwise now known or herein after developed without the previous express consent by the copyright owner, except for reproduction in daily press and regular printed publications on sale to the public within 60 days of the event related to those data/results and always provided that copyright symbol appears together as follows below.

© DORNA, 2025

Official MotoGP Timing by **TISSOT**
www.motogp.com

Austin, Saturday, March 29, 2025