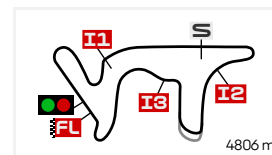


CLASSIFICATION AFTER 18 LAPS = 86.508 KM

GRAN PREMIO YPF ENERGÍA DE ARGENTINA

RACE



Termas de Río Hondo

Pos	Pts	#	Rider	Nation	Team	Motorcycle	Total Time	Km/h	Gap
1	25	36	Angel PIQUERAS	SPA	FRINSA - MT Helmets - MSI	KTM	32'31.938	159.5	
2	20	31	Adrian FERNANDEZ	SPA	Leopard Racing	HONDA	32'31.974	159.5	0.036
3	16	99	Jose Antonio RUEDA	SPA	Red Bull KTM Ajo	KTM	32'32.063	159.5	0.125
4	13	18	Matteo BERTELLE	ITA	LEVELUP-MTA	KTM	32'32.311	159.5	0.373
5	11	72	Taiyo FURUSATO	JPN	Honda Team Asia	HONDA	32'32.174	159.5	0.236
6	10	22	David ALMANSA	SPA	Leopard Racing	HONDA	32'33.292	159.4	1.354
7	9	58	Luca LUNETTA	ITA	SIC58 Squadra Corse	HONDA	32'33.698	159.4	1.760
8	8	66	Joel KELSO	AUS	LEVELUP-MTA	KTM	32'33.888	159.3	1.950
9	7	6	Ryusei YAMANAKA	JPN	FRINSA - MT Helmets - MSI	KTM	32'36.481	159.1	4.543
10	6	82	Stefano NEPA	ITA	SIC58 Squadra Corse	HONDA	32'36.640	159.1	4.702
11	5	71	Dennis FOGGIA	ITA	CFMOTO Gaviota Aspar Team	KTM	32'36.928	159.1	4.990
12	4	19	Scott OGDEN	GBR	CIP Green Power	KTM	32'37.329	159.1	5.391
13	3	11	Adrián CRUCES	SPA	CIP Green Power	KTM	32'38.059	159.0	6.121
14	2	14	Cormac BUCHANAN	NZE	DENSSI Racing - BOE	KTM	32'38.677	158.9	6.739
15	1	21	Ruche MOODLEY	RSA	DENSSI Racing - BOE	KTM	32'38.813	158.9	6.875
16		78	Joel ESTEBAN	SPA	Red Bull KTM Tech3	KTM	32'39.760	159.1	7.822
17		8	Eddie O'SHEA	GBR	GRYD - Mlav Racing	HONDA	32'47.629	158.2	15.691
18		54	Riccardo ROSSI	ITA	Rivacold Snipers Team	HONDA	32'48.542	158.2	16.604
19		10	Nicola CARRARO	ITA	Rivacold Snipers Team	HONDA	32'49.003	158.1	17.065
20		34	Jakob ROSENTHALER	AUT	CFMOTO Gaviota Aspar Team	KTM	32'53.878	157.7	21.940
21		5	Tatchakorn BUASRI	THA	Honda Team Asia	HONDA	32'54.214	157.7	22.276
Not classified									
		83	Alvaro CARPE	SPA	Red Bull KTM Ajo	KTM	33'33.523	154.6	1'01.585
		73	Valentin PERRONE	ARG	Red Bull KTM Tech3	KTM	30'48.202	159.1	1 lap
		64	David MUÑOZ	SPA	LIQUI MOLY Dynavolt Intact GP	KTM	30'17.176	142.8	3 laps
		89	Marcos URIARTE	SPA	GRYD - Mlav Racing	HONDA	19'59.021	158.7	7 laps
		94	Guido PINI	ITA	LIQUI MOLY Dynavolt Intact GP	KTM	13'16.391	152.0	11 laps

The results are provisional until the end of the limit for protest and appeals.

Time limit for protest expires 60' after publication of the results - **Nicolas TORTONE** Time: **12:55**

These data/results cannot be reproduced, stored and/or transmitted in whole or in part by any manner of electronic, mechanical, photocopying, recording, broadcasting or otherwise now known or herein after developed without the previous express consent by the copyright owner, except for reproduction in daily press and regular printed publications on sale to the public within 60 days of the event related to those data/results and always provided that copyright symbol appears together as follows below.

© DORNA, 2025

Official MotoGP Timing by  TISSOT

www.motogp.com

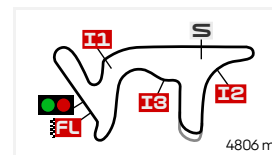
Termas de Río Hondo, Sunday, March 16, 2025

Page 1 of 2

CLASSIFICATION AFTER 18 LAPS = 86.508 KM

GRAN PREMIO YPF ENERGÍA DE ARGENTINA

RACE



Termas de Río Hondo

Pos Pts # Rider Nation Team Motorcycle Total Time Km/h Gap

Race condition: Dry	Pole Position:		Matteo BERTELLE	1'46.034	163.1 Km/h
Air: 23°	Fastest Lap (New record):	Lap 16	Angel PIQUERAS	1'47.249	161.3 Km/h
Humidity: 78%	Best Race Lap:	2022	Andrea MIGNO	1'48.834	158.9 Km/h
Ground: 31°	All-Time Lap Record:	2025	Matteo BERTELLE	1'46.034	163.1 Km/h

11:45'14	SIGHTING LAP START
11:50'00	All bikes on grid
12:00'00	WARM UP LAP START
12:02'57	RACE START
12:03'10 David MUÑOZ	starting from pit lane
12:04'26	No jump starts
12:04'49 Joel KELSO	double long lap penalty
12:07'50 Joel KELSO	double long lap penalty - COMPLETED
12:15'07 Guido PINI	crashed out - Rider OK
12:15'21 Guido PINI	re-joined race
12:16'12 Guido PINI	entered pits and retired
12:16'23 Tatchakorn BUASRI	long lap penalty due to shortcut at T10
12:18'55 Tatchakorn BUASRI	long lap penalty - COMPLETED
12:19'43 David MUÑOZ	entered pits
12:21'37 Valentin PERRONE	track limits warning
12:21'39 Riccardo ROSSI	track limits warning
12:22'12 David MUÑOZ	re-joined race
12:24'44 Marcos URIARTE	crashed out - Rider OK
12:31'06 Dennis FOGGIA	track limits warning
12:32'12 Riccardo ROSSI	long lap penalty due to exceeding track limit
12:32'57 Joel ESTEBAN	long lap penalty due to shortcut at T10
12:33'13 David MUÑOZ	entered pits and retired
12:33'57 Alvaro CARPE	crashed out - Rider OK
12:34'08 Alvaro CARPE	re-joined race
12:35'20 Valentin PERRONE	crashed out - Rider OK
12:35'34 Riccardo ROSSI	long lap penalty - COMPLETED
12:36'29 Alvaro CARPE	entered pits and retired
12:41'05 Joel ESTEBAN	3 seconds penalty - failed to comply with long lap penalty
12:41'55 Taiyo FURUSATO	1 position penalty due to exceeding track limit on the last lap

The results are provisional until the end of the limit for protest and appeals.

Time limit for protest expires 60' after publication of the results - **Nicolas TORTONE** Time: **12:55**

These data/results cannot be reproduced, stored and/or transmitted in whole or in part by any manner of electronic, mechanical, photocopying, recording, broadcasting or otherwise now known or herein after developed without the previous express consent by the copyright owner, except for reproduction in daily press and regular printed publications on sale to the public within 60 days of the event related to those data/results and always provided that copyright symbol appears together as follows below.

© DORNA, 2025

Official MotoGP Timing by TISSOT

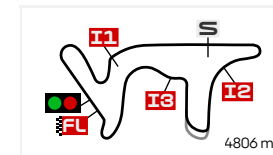
www.motogp.com

Termas de Río Hondo, Sunday, March 16, 2025

Page 2 of 2

WORLD CHAMPIONSHIP CLASSIFICATION

GRAN PREMIO YPF ENERGÍA DE ARGENTINA



Termas de Río Hondo

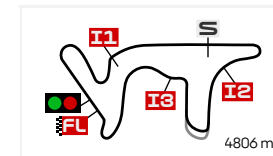
Rider	Nation	Points	Leader	Previous	THA	ARG	AME	QAT	SPA	FRA	GBR	ARA	ITA	NED	GER	CZE	AUT	HUN	CAT	RSM	JPN	INA	AUS	MAL	POR	VAL
1 RUEDA Jose Antonio	SPA	41			25	16																				
2 FERNANDEZ Adrian	SPA	36	5	5	16	20																				
3 PIQUERAS Angel	SPA	29	12	7	4	25																				
4 BERTELLE Matteo	ITA	24	17	5	11	13																				
5 CARPE Alvaro	SPA	20	21	4	20	-																				
6 NEPA Stefano	ITA	19	22	1	13	6																				
7 ALMANSA David	SPA	19	22	0	9	10																				
8 FOGGIA Dennis	ITA	15	26	4	10	5																				
9 LUNETTA Luca	ITA	15	26	0	6	9																				
10 FURUSATO Taiyo	JPN	11	30	4	-	11																				
11 ROSSI Riccardo	ITA	8	33	3	8	0																				
12 KELSO Joel	AUS	8	33	0	-	8																				
13 ESTEBAN Joel	SPA	7	34	1	7	0																				
14 YAMANAKA Ryusei	JPN	7	34	0	-	7																				
15 MOODLEY Ruche	RSA	6	35	1	5	1																				
16 CRUCES Adrián	SPA	5	36	1	2	3																				
17 OGDEN Scott	GBR	4	37	1	-	4																				
18 URIARTE Marcos	SPA	3	38	1	3	-																				
19 BUCHANAN Cormac	NZE	3	38	0	1	2																				
20 O'SHEA Eddie	GBR	0	41	3	-	0																				
21 CARRARO Nicola	ITA	0	41	0	-	0																				

These data/results cannot be reproduced, stored and/or transmitted in whole or in part by any manner of electronic, mechanical, photocopying, recording, broadcasting or otherwise now known or herein after developed without the previous express consent by the copyright owner, except for reproduction in daily press and regular printed publications on sale to the public within 60 days of the event related to those data/results and always provided that copyright symbol appears together as follows below.

© DORNA, 2025

WORLD CHAMPIONSHIP CLASSIFICATION

GRAN PREMIO YPF ENERGÍA DE ARGENTINA



Termas de Río Hondo

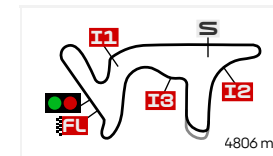
Rider	Nation	Points	Leader	Previous	THA	ARG	AME	QAT	SPA	FRA	GBR	ARA	ITA	NED	GER	CZE	AUT	HUN	CAT	RSM	JPN	INA	AUS	MAL	POR	VAL
22 ROSENTHALER Jakob	AUT	0	41	0	-	0																				
23 BUASRI Tatchakorn	THA	0	41	0	-	0																				

These data/results cannot be reproduced, stored and/or transmitted in whole or in part by any manner of electronic, mechanical, photocopying, recording, broadcasting or otherwise now known or herein after developed without the previous express consent by the copyright owner, except for reproduction in daily press and regular printed publications on sale to the public within 60 days of the event related to those data/results and always provided that copyright symbol appears together as follows below.

© DORNA, 2025

WORLD CHAMPIONSHIP CLASSIFICATION

GRAN PREMIO YPF ENERGÍA DE ARGENTINA



Termas de Río Hondo

Constructor	Points	Leader	Previous	THA	ARG	AME	QAT	SPA	FRA	GBR	ARA	ITA	NED	GER	CZE	AUT	HUN	CAT	RSM	JPN	INA	AUS	MAL	POR	VAL
1 KTM	50			25	25																				
2 HONDA	36	14	14	16	20																				

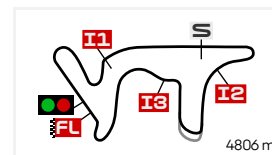
Team	Points	Leader	Previous	THA	ARG	AME	QAT	SPA	FRA	GBR	ARA	ITA	NED	GER	CZE	AUT	HUN	CAT	RSM	JPN	INA	AUS	MAL	POR	VAL
1 Red Bull KTM Ajo	61			45	16																				
2 Leopard Racing	55	6	6	25	30																				
3 FRINSA - MT Helmets - MSI	36	25	19	4	32																				
4 SIC58 Squadra Corse	34	27	2	19	15																				
5 LEVELUP-MTA	32	29	2	11	21																				
6 CFMOTO Gaviota Aspar Team	15	46	17	10	5																				
7 Honda Team Asia	11	50	4	-	11																				
8 DENSSI Racing - BOE	9	52	2	6	3																				
9 CIP Green Power	9	52	0	2	7																				
10 Rivacold Snipers Team	8	53	1	8	-																				
11 Red Bull KTM Tech3	7	54	1	7	-																				
12 GRYD - Mlav Racing	3	58	4	3	-																				

These data/results cannot be reproduced, stored and/or transmitted in whole or in part by any manner of electronic, mechanical, photocopying, recording, broadcasting or otherwise now known or herein after developed without the previous express consent by the copyright owner, except for reproduction in daily press and regular printed publications on sale to the public within 60 days of the event related to those data/results and always provided that copyright symbol appears together as follows below.

© DORNA, 2025

LAP CHART

GRAN PREMIO YPF ENERGÍA DE ARGENTINA RACE



Termas de Río Hondo

Pos	1	2	3	4	5	6	7	8	9	10	11	12	13	14	15	16	17	18	19	20	21	22	23	24	25	26	
Grid	18	36	6	22	83	99	54	66	73	78	71	31	11	72	82	19	10	89	21	14	58	94	8	34	5	64	
	1	22	83	99	6	18	66	36	72	73	54	82	31	71	58	19	10	94	78	89	5	34	21	11	14	8	64
	2	22	83	99	6	18	72	54	73	82	36	31	58	19	71	94	10	78	66	89	5	21	34	11	8	14	64
	3	22	83	99	54	72	36	18	31	73	82	6	19	78	94	71	58	10	89	21	11	8	5	14	34	66	64
	4	22	36	54	99	83	18	72	31	73	6	82	78	94	19	71	58	21	10	11	89	8	5	14	34	66	64
	5	22	54	99	31	18	72	73	83	36	6	82	78	94	19	21	71	58	11	10	8	66	89	5	14	34	64
	6	22	99	18	54	31	83	73	72	82	36	6	19	94	21	78	71	58	11	10	66	8	89	5	14	34	64
	7	22	31	99	54	18	83	72	36	73	6	82	19	21	58	78	66	11	71	10	8	89	5	14	34	64	94
	8	22	31	18	99	72	54	36	83	6	82	73	19	21	66	58	78	11	71	10	8	89	14	5	34	64	
	9	31	99	22	72	18	36	83	6	54	73	19	82	66	58	21	11	78	71	10	14	8	89	34	5	64	
	10	22	72	18	83	31	99	36	73	19	54	66	6	58	11	78	82	71	21	10	14	89	8	34	5	64	
L	11	72	31	83	22	99	18	36	54	19	58	66	73	11	82	6	78	71	21	14	10	89	8	5	34	64	
a	12	18	99	72	83	31	36	22	54	58	66	19	73	6	11	78	82	71	21	14	10	8	5	34	64		
p	13	18	99	72	36	31	83	22	54	58	66	73	11	78	82	71	19	21	6	14	8	10	34	5	64		
s	14	18	99	72	31	83	36	22	58	66	11	73	78	82	19	54	71	21	6	14	8	10	5	34	64		
	15	18	72	83	36	22	31	99	58	66	78	82	19	11	73	6	71	54	21	14	8	10	5	34	64		
	16	18	72	36	83	31	99	22	58	66	78	19	82	6	73	71	11	21	14	54	8	10	5	34			
	17	18	36	99	31	72	83	22	58	66	82	19	6	73	78	11	71	21	14	54	8	10	5	34			
	18	36	31	99	72	18	22	58	66	6	82	78	71	19	11	14	21	8	54	10	34	5	83				

Winner Lapped rider

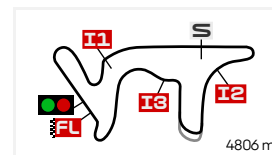
These data/results cannot be reproduced, stored and/or transmitted in whole or in part by any manner of electronic, mechanical, photocopying, recording, broadcasting or otherwise now known or herein after developed without the previous express consent by the copyright owner, except for reproduction in daily press and regular printed publications on sale to the public within 60 days of the event related to those data/results and always provided that copyright symbol appears together as follows below.

© DORNA, 2025

Official MotoGP Timing by TISSOT

www.motogp.com

Termas de Río Hondo, Sunday, March 16, 2025



Termas de Río Hondo

FASTEST LAP OF EACH RIDER

GRAN PREMIO YPF ENERGÍA DE ARGENTINA RACE

#	Rider	Nation	Team	Motorcycle	Time	Lap Total	Gap
1	36 Angel PIQUERAS	SPA	FRINSA - MT Helmets - MSI	KTM	1'47.249	16 18	
2	31 Adrian FERNANDEZ	SPA	Leopard Racing	HONDA	1'47.348	16 18	0.099 0.099
3	99 Jose Antonio RUEDA	SPA	Red Bull KTM Ajo	KTM	1'47.375	16 18	0.126 0.027
4	66 Joel KELSO	AUS	LEVELUP-MTA	KTM	1'47.420	17 18	0.171 0.045
5	78 Joel ESTEBAN	SPA	Red Bull KTM Tech3	KTM	1'47.498	3 18	0.249 0.078
6	54 Riccardo ROSSI	ITA	Rivacold Snipers Team	HONDA	1'47.620	3 18	0.371 0.122
7	22 David ALMANSA	SPA	Leopard Racing	HONDA	1'47.648	17 18	0.399 0.028
8	18 Matteo BERTELLE	ITA	LEVELUP-MTA	KTM	1'47.690	16 18	0.441 0.042
9	58 Luca LUNETTA	ITA	SIC58 Squadra Corse	HONDA	1'47.740	16 18	0.491 0.050
10	21 Ruche MOODLEY	RSA	DENSSI Racing - BOE	KTM	1'47.741	4 18	0.492 0.001
11	6 Ryusei YAMANAKA	JPN	FRINSA - MT Helmets - MSI	KTM	1'47.790	16 18	0.541 0.049
12	72 Taiyo FURUSATO	JPN	Honda Team Asia	HONDA	1'47.820	16 18	0.571 0.030
13	83 Alvaro CARPE	SPA	Red Bull KTM Ajo	KTM	1'47.821	16 18	0.572 0.001
14	94 Guido PINI	ITA	LIQUI MOLY Dynavolt Intact GP	KTM	1'47.862	4 7	0.613 0.041
15	11 Adrián CRUCES	SPA	CIP Green Power	KTM	1'47.879	13 18	0.630 0.017
16	19 Scott OGDEN	GBR	CIP Green Power	KTM	1'47.934	3 18	0.685 0.055
17	89 Marcos URIARTE	SPA	GRYD - Mlav Racing	HONDA	1'48.004	3 11	0.755 0.070
18	8 Eddie O'SHEA	GBR	GRYD - Mlav Racing	HONDA	1'48.010	3 18	0.761 0.006
19	14 Cormac BUCHANAN	NZE	DENSSI Racing - BOE	KTM	1'48.021	7 18	0.772 0.011
20	82 Stefano NEPA	ITA	SIC58 Squadra Corse	HONDA	1'48.068	13 18	0.819 0.047
21	73 Valentin PERRONE	ARG	Red Bull KTM Tech3	KTM	1'48.096	2 17	0.847 0.028
22	64 David MUÑOZ	SPA	LIQUI MOLY Dynavolt Intact GP	KTM	1'48.125	11 15	0.876 0.029
23	5 Tatchakorn BUASRI	THA	Honda Team Asia	HONDA	1'48.206	6 18	0.957 0.081
24	71 Dennis FOGGIA	ITA	CFMOTO Gaviota Aspar Team	KTM	1'48.219	18 18	0.970 0.013
25	10 Nicola CARRARO	ITA	Rivacold Snipers Team	HONDA	1'48.304	9 18	1.055 0.085
26	34 Jakob ROSENTHALER	AUT	CFMOTO Gaviota Aspar Team	KTM	1'48.378	4 18	1.129 0.074

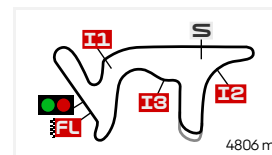
These data/results cannot be reproduced, stored and/or transmitted in whole or in part by any manner of electronic, mechanical, photocopying, recording, broadcasting or otherwise now known or herein after developed without the previous express consent by the copyright owner, except for reproduction in daily press and regular printed publications on sale to the public within 60 days of the event related to those data/results and always provided that copyright symbol appears together as follows below.

© DORNA, 2025

Official MotoGP Timing by

www.motogp.com

Termas de Río Hondo, Sunday, March 16, 2025



Termas de Río Hondo

EVENT BEST MAXIMUM SPEED

GRAN PREMIO YPF ENERGÍA DE ARGENTINA

RACE

#	Rider	Nation	Team	Motorcycle	Km/h	
54	Riccardo ROSSI	ITA	Rivacold Snipers Team	HONDA	245.2	Race
83	Alvaro CARPE	SPA	Red Bull KTM Ajo	KTM	244.8	Race
10	Nicola CARRARO	ITA	Rivacold Snipers Team	HONDA	243.8	Practice
58	Luca LUNETTA	ITA	SIC58 Squadra Corse	HONDA	243.8	Race
66	Joel KELSO	AUS	LEVELUP-MTA	KTM	243.3	Race
6	Ryusei YAMANAKA	JPN	FRINSA - MT Helmets - MSI	KTM	243.3	Race
36	Angel PIQUERAS	SPA	FRINSA - MT Helmets - MSI	KTM	242.4	Race
73	Valentin PERRONE	ARG	Red Bull KTM Tech3	KTM	242.4	Race
19	Scott OGDEN	GBR	CIP Green Power	KTM	242.4	Race
18	Matteo BERTELLE	ITA	LEVELUP-MTA	KTM	241.9	Free Practice Nr. 2
99	Jose Antonio RUEDA	SPA	Red Bull KTM Ajo	KTM	241.9	Race
82	Stefano NEPA	ITA	SIC58 Squadra Corse	HONDA	241.9	Race
31	Adrian FERNANDEZ	SPA	Leopard Racing	HONDA	241.9	Race
8	Eddie O'SHEA	GBR	GRYD - Mlav Racing	HONDA	241.5	Race
72	Taiyo FURUSATO	JPN	Honda Team Asia	HONDA	241.5	Race
64	David MUÑOZ	SPA	LIQUI MOLY Dynavolt Intact GP	KTM	241.5	Free Practice Nr. 2
22	David ALMANSA	SPA	Leopard Racing	HONDA	241.5	Qualifying Nr. 2
71	Dennis FOGGIA	ITA	CFMOTO Gaviota Aspar Team	KTM	241.0	Qualifying Nr. 2
34	Jakob ROSENTHALER	AUT	CFMOTO Gaviota Aspar Team	KTM	240.5	Race
94	Guido PINI	ITA	LIQUI MOLY Dynavolt Intact GP	KTM	240.5	Race
78	Joel ESTEBAN	SPA	Red Bull KTM Tech3	KTM	240.5	Qualifying Nr. 2
5	Tatchakorn BUASRI	THA	Honda Team Asia	HONDA	240.5	Race
89	Marcos URIARTE	SPA	GRYD - Mlav Racing	HONDA	240.1	Qualifying Nr. 2
14	Cormac BUCHANAN	NZE	DENSSI Racing - BOE	KTM	240.1	Race
11	Adrián CRUCES	SPA	CIP Green Power	KTM	240.1	Qualifying Nr. 2
21	Ruche MOODLEY	RSA	DENSSI Racing - BOE	KTM	239.1	Race

These data/results cannot be reproduced, stored and/or transmitted in whole or in part by any manner of electronic, mechanical, photocopying, recording, broadcasting or otherwise now known or herein after developed without the previous express consent by the copyright owner, except for reproduction in daily press and regular printed publications on sale to the public within 60 days of the event related to those data/results and always provided that copyright symbol appears together as follows below.

© DORNA, 2025

Official MotoGP Timing by

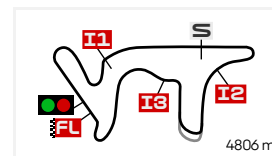
www.motogp.com

Termas de Río Hondo, Sunday, March 16, 2025

CHRONOLOGICAL ANALYSIS OF PERFORMANCES

GRAN PREMIO YPF ENERGÍA DE ARGENTINA

RACE



Termas de Río Hondo

* Lap / Sector time cancelled
P Crossing the finish line in pit lane

T1 Time from finish line to 1st intermediate
T2 Time from 1st intermed. to 2nd intermed.

T3 Time from 2nd intermed. to 3rd intermed.
T4 Time from 3rd intermediate to finish line

Lap	Lap Time	T1	T2	T3	T4	Speed	Lap	Lap Time	T1	T2	T3	T4	Speed
1st 36 Angel PIQUERAS FRINSA - MT Helmets - SPA Runs=1 Total laps=18 Full laps=17 Valid laps=15							3rd 99 Jose Antonio RUEDA Red Bull KTM Ajo SPA Runs=1 Total laps=18 Full laps=17 Valid laps=17						
1	1'52.048	32.478	27.668	26.650	25.252	231.2	1	1'51.422	32.572	27.449	26.498	24.903	232.0
2	1'48.514	29.149	27.522	26.700	25.143	239.1	2	1'47.995	28.849	27.425	26.780	24.941	233.3
3	1'47.693	28.860	27.326	26.611	24.896	241.0	3	1'48.267	29.070	27.609	26.508	25.080	233.8
4	1'47.818	28.914	27.082	26.596	25.226	237.8	4	1'48.668	29.281	27.422	26.704	25.261	234.2
5	1'49.126	29.263	28.146	26.692	25.025	229.5	5	1'48.192	28.876	27.642	26.748	24.926	235.5
6	1'48.935	29.279	27.494	26.981	25.181	236.4	6	1'48.171	29.038	27.539	26.577	25.017	235.1
7	1'47.955 *	28.862	27.405	26.599	25.089 *	238.7	7	1'48.756	29.174	27.642	26.632	25.308	233.3
8	1'48.762	29.153	27.684	26.822	25.103	239.6	8	1'48.829	29.315	27.904	26.581	25.029	229.9
9	1'48.254	28.848	27.461	26.857	25.088	241.5	9	1'48.131	29.028	27.437	26.601	25.065	237.8
10	1'48.417	29.136	27.510	26.772	24.999	238.7	10	1'48.907	29.200	28.003	26.716	24.988	227.8
11	1'48.664	29.121	27.395	27.151	24.997	240.5	11	1'48.645	29.179	27.579	26.898	24.989	237.8
12	1'48.462	29.148	27.423	26.788	25.103	242.4	12	1'48.146	28.981	27.411	26.678	25.076	232.9
13	1'47.786	28.979	27.272	26.435	25.100	241.5	13	1'47.957	28.917	27.311	26.637	25.092	232.9
14	1'48.402	28.781	27.616	26.666	25.339	236.9	14	1'48.298	28.966	27.636	26.467	25.229	234.2
15	1'48.302	29.239	27.127	26.574	25.362	241.5	15	1'49.061	29.205	27.425	26.819	25.612	234.2
16	1'47.249	28.651	27.128	26.465	25.005	239.6	16	1'47.375	28.861	27.117	26.475	24.922	241.9
17	1'47.700	28.890	27.419	26.429	24.962	233.3	17	1'47.421	28.691	27.122	26.572	25.036	234.7
18	1'47.851 *	28.649	27.349	26.352	25.501 *	236.9	18	1'47.822	28.640	27.337	26.375	25.470	236.4
2nd 31 Adrian FERNANDEZ Leopard Racing SPA Runs=1 Total laps=18 Full laps=17 Valid laps=16							4th 18 Matteo BERTELLE LEVELUP-MTA ITA Runs=1 Total laps=18 Full laps=17 Valid laps=17						
1	1'52.738	33.371	27.520	26.703	25.144	241.5	1	1'51.865	32.713	27.675	26.530	24.947	239.6
2	1'47.907	28.891	27.223	26.618	25.175	241.9	2	1'47.946	28.874	27.494	26.550	25.028	241.5
3	1'47.846	28.878	27.433	26.559	24.976	241.0	3	1'48.570	28.903	27.867	26.653	25.147	231.2
4	1'48.335	28.901	27.470	26.810	25.154	239.6	4	1'48.175	28.888	27.436	26.622	25.229	235.1
5	1'47.938	29.009	27.309	26.617	25.003	236.4	5	1'48.304	29.110	27.382	26.653	25.159	237.8
6	1'48.494 *	29.364	27.455	26.816	24.859 *	239.1	6	1'48.102	29.009	27.524	26.562	25.007	235.1
7	1'48.078	29.014	27.408	26.664	24.992	234.2	7	1'48.784	29.076	27.942	26.681	25.085	233.8
8	1'48.754	29.233	27.743	26.666	25.112	231.2	8	1'48.454	29.156	27.632	26.584	25.082	233.8
9	1'48.262	29.093	27.452	26.621	25.096	235.5	9	1'48.756	29.257	28.015	26.431	25.053	233.8
10	1'48.901	29.185	28.089	26.561	25.066	229.1	10	1'48.108	29.046	27.490	26.498	25.074	237.8
11	1'48.337	29.155	27.361	26.705	25.116	236.4	11	1'49.003	29.128	27.770	27.109	24.996	230.3
12	1'48.991	29.124	27.931	26.770	25.166	230.3	12	1'47.890	29.014	27.159	26.647	25.070	238.2
13	1'48.061	28.950	27.465	26.466	25.180	240.1	13	1'47.977	28.890	27.636	26.349	25.102	229.5
14	1'48.060	28.947	27.407	26.713	24.993	241.0	14	1'48.252	28.900	27.780	26.434	25.138	231.6
15	1'48.643	29.266	27.344	26.596	25.437	241.9	15	1'47.955	29.204	27.328	26.412	25.011	234.2
16	1'47.348	28.870	27.062	26.493	24.923	241.5	16	1'47.690	28.822	27.397	26.374	25.097	229.9
17	1'47.704	28.922	27.203	26.453	25.126	237.8	17	1'47.747	28.831	27.521	26.367	25.028	229.1
18	1'47.577	28.790	27.371	26.461	24.955	236.4	18	1'48.733	28.774	27.615	26.630	25.714	229.5

Fastest Lap: Angel PIQUERAS SPA FRINSA - MT Helmets - MSI **1'47.249** 28.651 27.128 26.465 25.005

These data/results cannot be reproduced, stored and/or transmitted in whole or in part by any manner of electronic, mechanical, photocopying, recording, broadcasting or otherwise now known or herein after developed without the previous express consent by the copyright owner, except for reproduction in daily press and regular printed publications on sale to the public within 60 days of the event related to those data/results and always provided that copyright symbol appears together as follows below.

© DORNA, 2025

Official MotoGP Timing by

www.motogp.com

Termas de Río Hondo, Sunday, March 16, 2025

Page 1 of 6

Race

Moto3™

Lap	Lap Time	T1	T2	T3	T4	Speed	Lap	Lap Time	T1	T2	T3	T4	Speed
5th 72 Taiyo FURUSATO Honda Team Asia JPN							11 1'48.310 29.008 27.334 26.876 25.092 241.9						
Runs=1 Total laps=18 Full laps=17 Valid laps=15							12 1'48.344 28.938 27.440 26.780 25.186 243.3						
1	1'52.110	33.015	27.708	26.523	24.864	241.5	13 1'48.177 29.003 27.387 26.579 25.208 235.1						
2	1'47.869 *	28.977	27.486	26.617	24.789 *	239.1	14 1'48.181 29.043 27.443 26.563 25.132 240.5						
3	1'48.005	28.865	27.609	26.536	24.995	234.2	15 1'48.186 29.039 27.343 26.664 25.140 238.2						
4	1'48.686	29.054	27.706	26.693	25.233	232.9	16 1'47.740 28.922 27.308 26.488 25.022 236.0						
5	1'48.267	29.075	27.478	26.636	25.078	232.9	17 1'47.877 28.882 27.390 26.492 25.113 236.0						
6	1'48.876	29.063	27.481	27.038	25.294	238.7	18 1'48.392 28.896 27.561 26.708 25.227 232.0						
7	1'48.105	28.892	27.487	26.549	25.177	237.3	8th 66 Joel KELSO LEVELUP-MTA AUS						
8	1'48.554	29.209	27.605	26.770	24.970	233.8	Runs=1 Total laps=18 Full laps=17 Valid laps=16						
9	1'48.231	29.084	27.436	26.661	25.050	237.8	1	1'51.958	32.937	27.521	26.553	24.947	239.1
10	1'48.226	29.161	27.315	26.580	25.170	233.8	2	1'50.347	28.940	27.452	29.028	24.927	238.7
11	1'48.519	29.115	27.545	26.804	25.055	234.2	3	1'50.068	29.079	27.331	28.665	24.993	241.0
12	1'48.842	29.086	27.914	26.807	25.035	229.9	4	1'47.667	28.855	27.337	26.425	25.050	236.9
13	1'48.022	28.980	27.321	26.570	25.151	239.1	5	1'47.637	28.858	27.166	26.625	24.988	243.3
14	1'48.269	29.085	27.460	26.715	25.009	240.5	6	1'47.859	28.901	27.217	26.571	25.170	239.1
15	1'47.847	29.175	27.148	26.502	25.022	237.3	7	1'48.157 *	29.112	27.218	26.670	25.157 *	241.0
16	1'47.820	28.927	27.358	26.542	24.993	233.8	8	1'48.072	28.897	27.232	26.706	25.237	236.4
17	1'48.231	28.926	27.332	26.536	25.437	235.1	9	1'48.209	29.126	27.145	26.719	25.219	242.9
18	1'47.695 *	28.883	27.286	26.518	25.008 *	238.2	10	1'48.266	29.235	27.203	26.642	25.186	241.9
6th 22 David ALMANSA Leopard Racing SPA							11 1'48.732 29.007 27.372 27.186 25.167 241.5						
Runs=1 Total laps=18 Full laps=17 Valid laps=16							12 1'48.299 29.008 27.292 26.806 25.193 241.5						
1	1'50.838	32.385	27.250	26.382	24.821	237.8	13 1'48.206 29.029 27.353 26.604 25.220 241.5						
2	1'48.388	29.659	27.351	26.550	24.828	237.8	14 1'49.012 29.151 27.309 26.961 25.591 241.5						
3	1'48.309	29.063	27.571	26.523	25.152	231.6	15 1'47.995 28.863 27.361 26.651 25.120 234.2						
4	1'48.452	29.140	27.647	26.688	24.977	232.0	16 1'47.602 28.827 27.360 26.454 24.961 232.9						
5	1'48.368	29.128	27.519	26.639	25.082	233.3	17 1'47.420 28.796 27.279 26.360 24.985 233.3						
6	1'48.257	29.114	27.508	26.583	25.052	232.9	18 1'48.382 28.878 27.501 26.740 25.263 235.5						
7	1'48.581	29.168	27.642	26.584	25.187	231.2	9th 6 Ryusei YAMANAKA FRINSA - MT Helmets - JPN						
8	1'48.710	29.289	27.705	26.607	25.109	230.8	Runs=1 Total laps=18 Full laps=17 Valid laps=17						
9	1'48.718	29.177	27.763	26.687	25.091	231.2	1	1'51.604	32.117	27.834	26.676	24.977	231.6
10	1'48.155	29.175	27.271	26.570	25.139	233.3	2	1'48.013	28.986	27.458	26.587	24.982	240.5
11	1'49.063	29.200	27.883	26.936	25.044	231.6	3	1'49.204	28.966	27.877	27.350	25.011	234.7
12	1'48.924	29.388	27.609	26.811	25.116	240.1	4	1'48.244	28.943	27.477	26.687	25.137	243.3
13	1'48.259	29.045	27.292	26.503	25.419	240.5	5	1'48.210	29.024	27.480	26.742	24.964	239.1
14	1'47.943	29.079	27.256	26.517	25.091	237.8	6	1'48.998	29.548	27.503	26.953	24.994	242.9
15	1'48.253	29.269	27.223	26.590	25.171	241.0	7	1'48.060	28.963	27.304	26.621	25.172	239.1
16	1'47.843	28.862	27.597	26.419	24.965	237.3	8	1'48.681	29.100	27.684	26.817	25.080	236.4
17	1'47.648	28.887	27.328	26.451	24.982	235.5	9	1'48.477	29.049	27.440	26.886	25.102	242.4
18	1'48.583 *	28.832	27.268	26.497	25.986 *	240.1	10	1'48.869	29.551	27.553	26.857	24.908	240.5
7th 58 Luca LUNETTA SIC58 Squadra Corse ITA							11 1'49.108 28.999 27.382 27.273 25.454 242.9						
Runs=1 Total laps=18 Full laps=17 Valid laps=16							12 1'48.261 29.015 27.405 26.596 25.245 232.0						
1	1'53.273	33.612	27.653	26.773	25.235	241.0	13 1'49.646 28.923 28.884 26.743 25.096 242.4						
2	1'48.153	29.081	27.388	26.575	25.109	237.8	14 1'48.058 28.984 27.439 26.641 24.994 236.4						
3	1'48.773	28.860	27.437	26.551	25.925	235.1	15 1'48.484 29.350 27.185 26.624 25.325 242.9						
4	1'48.200	28.948	27.490	26.600	25.162	237.3	16 1'47.790 29.001 27.098 26.612 25.079 241.0						
5	1'48.355	29.097	27.479	26.660	25.119	234.2	17 1'48.383 29.184 27.424 26.649 25.126 240.5						
6	1'48.301	29.010	27.449	26.643	25.199	239.1	18 1'48.391 29.074 27.350 26.758 25.209 235.1						
7	1'48.408 *	29.066	27.574	26.488	25.280 *	239.6	10th 82 Stefano NEPA SIC58 Squadra Corse ITA						
8	1'48.373	29.023	27.471	26.698	25.181	234.2	Runs=1 Total laps=18 Full laps=17 Valid laps=15						
9	1'48.218	29.136	27.228	26.650	25.204	243.8	1	1'52.612	33.102	27.849	26.550	25.111	239.1
10	1'48.437	29.293	27.338	26.533	25.273	242.4	2	1'47.851 *	28.929	27.473	26.553	24.896 *	237.3

Fastest Lap: Angel PIQUERAS SPA FRINSA - MT Helmets - MSI 1'47.249 28.651 27.128 26.465 25.005

These data/results cannot be reproduced, stored and/or transmitted in whole or in part by any manner of electronic, mechanical, photocopying, recording, broadcasting or otherwise now known or herein after developed without the previous express consent by the copyright owner, except for reproduction in daily press and regular printed publications on sale to the public within 60 days of the event related to those data/results and always provided that copyright symbol appears together as follows below.

© DORNA, 2025

Official MotoGP Timing by  TISSOT

www.motogp.com

Termas de Río Hondo, Sunday, March 16, 2025

Page 2 of 6

Race

Moto3™

Lap	Lap Time	T1	T2	T3	T4	Speed	Lap	Lap Time	T1	T2	T3	T4	Speed
3	1'48.264	28.797	27.588	26.802	25.077	236.4	16	1'48.056	28.986	27.232	26.536	25.302	236.0
4	1'48.446	28.903	27.506	26.922	25.115	238.7	17	1'48.491	29.201	27.371	26.657	25.262	233.8
5	1'48.269	29.027	27.483	26.749	25.010	240.1	18	1'49.314	29.254	28.132	26.759	25.169	234.7
6	1'48.572 *	29.195	27.436	26.801	25.140 *	238.7	13th 11 Adrián CRUCES CIP Green Power SPA Runs=1 Total laps=18 Full laps=17 Valid laps=15						
7	1'48.452	29.128	27.480	26.602	25.242	236.9	1	1'54.449	33.296	27.759	26.854	26.540	236.4
8	1'48.717	29.080	27.638	26.961	25.038	238.2	2	1'48.566	29.426	27.389	26.569	25.182	236.9
9	1'48.743	29.102	27.360	26.880	25.401	241.9	3	1'47.954	29.048	27.275	26.561	25.070	237.8
10	1'49.089	29.534	27.378	27.046	25.131	241.9	4	1'47.985	28.917	27.356	26.516	25.196	237.3
11	1'48.348	29.016	27.280	26.864	25.188	239.6	5	1'47.906	28.918	27.234	26.622	25.132	238.7
12	1'48.775	29.432	27.385	26.642	25.316	239.1	6	1'48.382	28.997	27.717	26.516	25.152	236.0
13	1'48.068	28.925	27.350	26.593	25.200	239.6	7	1'48.582	29.071	27.455	26.720	25.336	238.7
14	1'48.667	28.885	27.359	26.612	25.811	237.3	8	1'48.331	28.908	27.502	26.756	25.165	236.0
15	1'48.448	29.178	27.155	26.779	25.336	237.8	9	1'48.130	29.035	27.339	26.555	25.201	239.6
16	1'48.264	29.000	27.415	26.622	25.227	234.2	10	1'48.500 *	29.235	27.262	26.763	25.240 *	238.7
17	1'48.278	29.014	27.377	26.627	25.260	235.1	11	1'48.405	29.091	27.221	26.818	25.275	239.1
18	1'48.777	29.033	27.808	26.739	25.197	227.0	12	1'48.643	29.110	27.651	26.639	25.243	233.3
11th 71 Dennis FOGGIA CFMOTO Gaviota Aspar ITA Runs=1 Total laps=18 Full laps=17 Valid laps=14							13	1'47.879	28.909	27.202	26.488	25.280	239.1
1	1'53.115	33.237	27.911	26.753	25.214	237.8	14	1'48.871	29.042	27.320	26.773	25.736	239.6
2	1'48.669	29.166	27.775	26.609	25.119	235.1	15	1'49.017 *	29.167	27.611	26.539 *	25.700 *	231.6
3	1'48.318	29.061	27.531	26.634	25.092	236.4	16	1'48.665	29.193	27.353	26.613	25.506	232.9
4	1'48.186 *	29.159	27.299	26.608	25.120 *	239.6	17	1'48.308	29.059	27.290	26.629	25.330	236.4
5	1'48.348	29.086	27.501	26.683	25.078	235.5	18	1'49.486	29.010	28.030	26.851	25.595	237.3
6	1'48.356	29.068	27.389	26.675	25.224	237.3	14th 14 Cormac BUCHANAN DENSSI Racing - BOE NZE Runs=1 Total laps=18 Full laps=17 Valid laps=16						
7	1'49.010	29.475	27.558	26.696	25.281	239.1	1	1'54.536	33.867	27.742	27.054	25.873	237.8
8	1'48.495	29.138	27.533	26.633	25.191	238.7	2	1'48.718	29.577	27.472	26.573	25.096	238.2
9	1'48.330	29.110	27.440	26.635	25.145	237.3	3	1'48.233	29.187	27.393	26.579	25.074	240.1
10	1'48.383	29.192	27.434	26.646	25.111	237.8	4	1'48.263	28.988	27.467	26.580	25.228	239.1
11	1'48.428	29.091	27.330	26.694	25.313	238.2	5	1'48.556	28.969	27.449	26.662	25.476	239.6
12	1'48.612	29.312	27.364	26.633	25.303	240.1	6	1'48.313	29.014	27.474	26.656	25.169	236.9
13	1'48.051 *	29.045	27.289	26.600 *	25.117 *	238.7	7	1'48.021	28.876	27.372	26.626	25.147	236.0
14	1'48.832	29.026	27.438	26.569	25.799	239.1	8	1'48.600	29.205	27.457	26.718	25.220	239.6
15	1'48.827 *	29.369	27.274	26.739	25.445	238.7	9	1'48.370	29.176	27.431	26.582	25.181	238.2
16	1'48.257	29.141	27.227	26.527	25.362	238.7	10	1'48.202	28.965	27.330	26.590	25.317	236.0
17	1'48.492	29.031	27.287	26.792	25.382	238.2	11	1'48.745 *	29.025	27.664	26.782	25.274 *	229.1
18	1'48.219	29.106	27.308	26.621	25.184	236.0	12	1'48.634	29.127	27.476	26.729	25.302	235.5
12th 19 Scott OGDEN CIP Green Power GBR Runs=1 Total laps=18 Full laps=17 Valid laps=17							13	1'48.389	28.961	27.500	26.734	25.194	235.5
1	1'53.399	33.738	27.620	26.895	25.146	238.7	14	1'48.144	29.048	27.359	26.651	25.086	238.2
2	1'48.182	29.060	27.493	26.484	25.145	236.0	15	1'48.532	29.140	27.314	26.735	25.343	238.2
3	1'47.934	28.838	27.435	26.537	25.124	234.7	16	1'49.116	29.525	27.520	26.783	25.288	238.2
4	1'48.383	29.118	27.572	26.519	25.174	235.1	17	1'48.441	29.057	27.405	26.802	25.177	237.3
5	1'48.174	28.918	27.310	26.620	25.326	238.7	18	1'48.864	29.259	27.530	26.795	25.280	234.7
6	1'48.370	28.977	27.424	26.612	25.357	238.7	15th 21 Ruche MOODLEY DENSSI Racing - BOE RSA Runs=1 Total laps=18 Full laps=17 Valid laps=17						
7	1'48.229	28.968	27.321	26.725	25.215	237.8	1	1'54.437	34.314	27.550	27.074	25.499	236.0
8	1'48.872	28.973	27.576	27.121	25.202	240.5	2	1'48.438	29.297	27.168	26.636	25.337	238.2
9	1'48.203	28.934	27.316	26.815	25.138	238.7	3	1'47.937	29.061	27.283	26.593	25.000	238.7
10	1'48.172	29.112	27.252	26.704	25.104	240.5	4	1'47.741	28.981	27.054	26.595	25.111	238.7
11	1'48.790	28.935	27.439	27.229	25.187	238.2	5	1'47.831	29.105	27.019	26.622	25.085	235.1
12	1'48.724	29.125	27.349	27.046	25.204	240.1	6	1'48.345	28.999	27.352	26.749	25.245	236.4
13	1'49.060	28.975	28.449	26.482	25.154	241.5	7	1'48.127	29.121	27.391	26.587	25.028	236.4
14	1'48.463	28.939	27.190	26.549	25.785	242.4	Fastest Lap: Angel PIQUERAS SPA FRINSA - MT Helmets - MSI 1'47.249 28.651 27.128 26.465 25.005						
15	1'48.513	29.217	27.289	26.656	25.351	239.6							

These data/results cannot be reproduced, stored and/or transmitted in whole or in part by any manner of electronic, mechanical, photocopying, recording, broadcasting or otherwise now known or herein after developed without the previous express consent by the copyright owner, except for reproduction in daily press and regular printed publications on sale to the public within 60 days of the event related to those data/results and always provided that copyright symbol appears together as follows below.

© DORNA, 2025

Official MotoGP Timing by  TISSOT

www.motogp.com

Termas de Río Hondo, Sunday, March 16, 2025

Page 3 of 6

Race

Moto3™

Lap	Lap Time	T1	T2	T3	T4	Speed
8	1'48.862	29.011	27.463	27.119	25.269	236.0
9	1'48.527	29.058	27.573	26.648	25.248	239.1
10	1'49.170	29.578	27.353	27.036	25.203	238.7
11	1'48.421	29.109	27.301	26.719	25.292	239.1
12	1'48.588	29.309	27.282	26.709	25.288	238.7
13	1'48.334	29.153	27.386	26.619	25.176	237.8
14	1'48.520	28.980	27.310	26.567	25.663	238.7
15	1'48.923	29.397	27.412	26.738	25.376	237.8
16	1'48.778	29.527	27.249	26.737	25.265	236.4
17	1'48.704	29.238	27.494	26.665	25.307	232.0
18	1'49.130	29.278	27.822	26.815	25.215	234.2

16th 78		Joel ESTEBAN		Red Bull KTM Tech3		SPA
Runs=1	Total laps=18	Full laps=17	Valid laps=15			
1	1'53.893	32.911	28.450	27.416	25.116	234.2
2	1'48.276	28.978	27.472	26.728	25.098	236.9
3	1'47.498	28.911	27.152	26.437	24.998	239.1
4	1'47.754	28.867	27.384	26.531	24.972	235.5
5	1'48.272 *	28.937	27.490	26.820	25.025	237.3
6	1'49.159	29.053	27.512	27.425	25.169	237.8
7	1'48.746	29.406	27.335	26.810	25.195	239.6
8	1'48.363	29.270	27.305	26.745	25.043	237.8
9	1'48.526	29.132	27.563	26.632	25.199	240.1
10	1'48.401	29.168	27.410	26.668	25.155	238.2
11	1'48.659	28.873	27.447	27.040	25.299	238.7
12	1'48.535	29.093	27.420	26.658	25.364	238.2
13	1'47.919	28.806	27.501	26.554	25.058	239.1
14	1'48.774	28.870	27.372	26.727	25.805	238.7
15	1'48.058 *	29.073	27.266	26.636 *	25.083 *	235.1
16	1'48.488	28.986	27.675	26.649	25.178	231.2
17	1'49.136	29.004	27.920	26.924	25.288	229.1
18	1'48.303	29.019	27.524	26.592	25.168	236.9

17th 8		Eddie O'SHEA		GRYD - Mlav Racing		GBR
Runs=1	Total laps=18	Full laps=17	Valid laps=17			
1	1'54.615	34.456	27.801	26.953	25.405	232.9
2	1'48.535	29.396	27.351	26.695	25.093	237.8
3	1'48.010	29.070	27.234	26.614	25.092	238.7
4	1'48.037	28.929	27.405	26.612	25.091	235.1
5	1'48.236	29.004	27.466	26.667	25.099	239.6
6	1'48.236	29.001	27.514	26.649	25.072	235.5
7	1'48.644	29.068	27.444	26.794	25.338	241.5
8	1'48.679	29.074	27.401	26.960	25.244	241.0
9	1'48.765	29.147	27.461	26.733	25.424	236.4
10	1'48.801	29.347	27.494	26.765	25.195	235.5
11	1'48.869	29.167	27.589	26.828	25.285	236.0
12	1'49.172	29.196	27.647	26.851	25.478	234.7
13	1'49.534	29.443	27.804	26.892	25.395	236.0
14	1'49.894	29.411	28.047	27.051	25.385	229.9
15	1'49.776	29.418	27.872	27.037	25.449	229.9
16	1'50.055	29.356	28.191	27.090	25.418	228.2
17	1'49.773	29.307	27.949	27.082	25.435	227.4
18	1'49.998	29.449	27.918	27.091	25.540	227.8

Lap	Lap Time	T1	T2	T3	T4	Speed
18th 54	Riccardo ROSSI	Rivacold Snipers Team		ITA		
Runs=1	Total laps=18	Full laps=17	Valid laps=12			
1	1'52.481	32.818	27.964	26.613	25.086	233.8
2	1'47.726 *	28.948	27.341	26.542	24.895 *	239.1
3	1'47.620	28.738	27.335	26.465	25.082	240.1
4	1'48.448	29.035	27.617	26.706	25.090	233.8
5	1'48.184	29.282	27.197	26.622	25.083	238.2
6	1'48.669 *	29.260	27.724	26.699	24.986 *	230.8
7	1'48.458	29.040	27.724	26.635	25.059	233.3
8	1'49.175	29.100	28.095	26.893	25.087	227.0
9	1'48.834	29.117	27.474	26.935	25.308	245.2
10	1'48.533 *	29.048	27.386	26.938	25.161 *	239.1
11	1'48.386	28.958	27.333	27.012	25.083	238.7
12	1'48.536	29.044	27.402	26.834	25.256	239.6
13	1'48.196	29.011	27.358	26.609	25.218	237.8
14	1'49.841 *	29.271	27.192	27.083	26.295	243.8
15	1'48.939	29.290	27.234	26.808	25.607	241.5
16	1'49.826 *	29.577	27.620	26.948	25.681 *	233.3
17	1'51.926	29.676	28.405	27.710	26.135	228.2
18	1'54.764	30.013	28.608	30.156	25.987	222.5

19th 10		Nicola CARRARO		Rivacold Snipers Team		ITA
Runs=1	Total laps=18	Full laps=17	Valid laps=16			
1	1'53.604	33.931	27.530	26.890	25.253	241.0
2	1'48.446	29.014	27.449	26.829	25.154	239.6
3	1'48.312	29.162	27.252	26.621	25.277	241.9
4	1'48.343	28.999	27.360	26.598	25.386	240.1
5	1'48.327	29.066	27.283	26.747	25.231	240.5
6	1'48.373 *	29.037	27.370	26.581	25.385	241.9
7	1'48.752	29.136	27.550	26.771	25.295	240.1
8	1'48.556	29.125	27.302	26.819	25.310	242.4
9	1'48.304	29.080	27.456	26.579	25.189	241.0
10	1'48.622	29.146	27.449	26.745	25.282	240.1
11	1'49.210	29.130	27.908	26.760	25.412	229.9
12	1'49.645	29.401	27.725	26.881	25.638	237.3
13	1'49.931	29.467	27.788	27.164	25.512	233.3
14	1'50.032	29.452	27.901	27.092	25.587	235.5
15	1'49.736	29.358	27.692	27.048	25.638	234.7
16	1'50.204	29.391	27.946	27.178	25.689	234.7
17	1'50.132	29.423	27.841	27.147	25.721	231.6
18	1'50.474	29.566	27.854	27.125	25.929	231.2

20th 34		Jakob ROSENTHALER		CFMOTO Gaviota Aspar		AUT
Runs=1	Total laps=18	Full laps=17	Valid laps=15			
1	1'54.319	34.515	27.639	26.946	25.219	236.9
2	1'48.638 *	29.233	27.657	26.548	25.200 *	235.1
3	1'48.676	29.345	27.475	26.501	25.355	240.5
4	1'48.378	29.111	27.533	26.596	25.138	235.5
5	1'48.390	29.178	27.384	26.637	25.191	237.8
6	1'48.519	29.171	27.535	26.644	25.169	237.8
7	1'48.611	28.969	27.517	26.579	25.546	234.7
8	1'49.062	29.089	27.814	26.700	25.459	232.5
9	1'49.265	29.382	27.660	26.871	25.352	233.8
10	1'49.718	29.300	27.871	26.897	25.650	230.3

Fastest Lap: Angel PIQUERAS SPA FRINSA - MT Helmets - MSI **1'47.249** 28.651 27.128 26.465 25.005

These data/results cannot be reproduced, stored and/or transmitted in whole or in part by any manner of electronic, mechanical, photocopying, recording, broadcasting or otherwise now known or herein after developed without the previous express consent by the copyright owner, except for reproduction in daily press and regular printed publications on sale to the public within 60 days of the event related to those data/results and always provided that copyright symbol appears together as follows below.

© DORNA, 2025

Official MotoGP Timing by TISSOT

www.motogp.com

Termas de Río Hondo, Sunday, March 16, 2025

Race

Moto3™

Lap	Lap Time	T1	T2	T3	T4	Speed	Lap	Lap Time	T1	T2	T3	T4	Speed
11	1'50.083 *	29.574	27.853	27.067	25.589 *	232.0	3	1'48.252	28.725	27.649	26.753	25.125	239.6
12	1'49.675	29.360	27.800	26.956	25.559	232.5	4	1'48.343	28.921	27.507	26.798	25.117	239.1
13	1'49.940	29.351	27.908	26.827	25.854	229.9	5	1'48.172	29.017	27.422	26.608	25.125	238.2
14	1'50.863	29.881	28.120	27.068	25.794	231.6	6	1'48.679 *	29.232	27.449	26.916	25.082 *	238.7
15	1'50.139	29.379	27.875	27.037	25.848	234.7	7	1'48.499	28.830	27.710	26.771	25.188	239.1
16	1'49.995	29.466	28.039	26.863	25.627	229.5	8	1'49.014 *	29.064	27.698	27.204	25.048 *	240.1
17	1'49.854	29.384	27.845	26.915	25.710	232.0	9	1'48.431	28.903	27.445	26.849	25.234	242.4
18	1'49.753	29.395	27.796	27.088	25.474	232.9	10	1'47.978 *	29.029	27.150	26.752	25.047 *	239.6

21st **5** **Tatchakorn BUASRI** Honda Team Asia THA
Runs=1 Total laps=18 Full laps=17 Valid laps=16

1	1'54.165	34.060	27.639	27.132	25.334	240.5
2	1'48.566	28.884	27.434	26.699	25.549	239.6
3	1'48.624 *	29.009	27.316	26.581 *	25.718 *	238.7
4	1'48.224	29.038	27.354	26.600	25.232	237.3
5	1'48.395	29.061	27.251	26.859	25.224	239.6
6	1'48.206	29.070	27.389	26.622	25.125	238.2
7	1'48.327	29.010	27.379	26.716	25.222	237.3
8	1'48.904	29.262	27.336	26.842	25.464	238.2
9	1'51.006	29.246	27.385	28.871	25.504	239.6
10	1'49.326	29.446	27.576	26.799	25.505	233.3
11	1'49.505	29.268	27.677	27.032	25.528	232.9
12	1'49.765	29.365	27.799	26.977	25.624	229.5
13	1'50.416	29.458	28.363	26.884	25.711	231.2
14	1'50.279	29.537	28.045	27.015	25.682	229.1
15	1'50.203	29.503	27.874	27.062	25.764	228.7
16	1'50.016	29.460	27.924	26.926	25.706	227.8
17	1'49.795	29.423	27.826	26.964	25.582	227.8
18	1'50.492	29.619	28.093	27.238	25.542	230.8

22nd **83** **Alvaro CARPE** Red Bull KTM Ajo SPA
Runs=1 Total laps=18 Full laps=16 Valid laps=16

1	1'51.095	32.192	27.542	26.366	24.995	232.5
2	1'48.226	28.880	27.616	26.658	25.072	228.2
3	1'48.300	29.054	27.608	26.539	25.099	236.0
4	1'48.808	29.160	27.947	26.798	24.903	229.1
5	1'48.682	28.984	27.944	26.675	25.079	232.0
6	1'48.531	29.116	27.440	26.908	25.067	239.1
7	1'48.196	28.856	27.604	26.766	24.970	241.0
8	1'49.095	29.183	27.748	27.059	25.105	232.9
9	1'48.273	29.011	27.340	26.857	25.065	244.8
10	1'47.936	28.910	27.214	26.757	25.055	239.1
11	1'48.538	29.134	27.639	26.778	24.987	233.8
12	1'48.707	29.185	27.672	26.813	25.037	230.3
13	1'48.431	28.998	27.380	26.654	25.399	241.0
14	1'47.974	28.892	27.270	26.438	25.374	239.6
15	1'47.889	29.068	27.259	26.545	25.017	240.5
16	1'47.821	28.883	27.453	26.502	24.983	236.4
17	1'48.051	28.877	27.846	26.392	24.936	233.3
18	2'48.970 P	48.023	37.543	36.555 *	46.849	162.0

23rd **73** **Valentin PERRONE** Red Bull KTM Tech3 ARG
Runs=1 Total laps=17 Full laps=16 Valid laps=13

1	1'52.204	32.796	27.868	26.472	25.068	233.3
2	1'48.096	29.074	27.188	26.544	25.290	239.1

24th **64** **David MUÑOZ** LIQUI MOLY Dynavolt SPA
Runs=2 Total laps=15 Full laps=11 Valid laps=11

1	2'02.370	42.860	27.643	26.607	25.260	230.3
2	1'48.945	29.153	27.770	26.672	25.350	231.2
3	1'49.038	29.138	27.740	26.812	25.348	229.9
4	1'49.243	29.175	27.707	26.953	25.408	230.8
5	1'49.203	29.188	27.682	26.886	25.447	230.3
6	1'49.513	29.319	27.841	26.845	25.508	231.2
7	1'49.683	29.259	27.918	27.028	25.478	227.4
8	1'50.717	30.030	28.001	27.020	25.666	228.2
9	1'58.428 P	30.314	28.397	28.165	31.552	219.8
10	4'17.574	28.647	27.665	26.563	25.150	229.1
11	1'48.125	28.901	27.484	26.637	25.103	229.1
12	1'48.276	29.159	27.539	26.457	25.121	230.3
13	1'48.741	29.062	27.676	26.758	25.245	229.9
14	1'48.680	29.009	27.555	26.708	25.408	229.1
15	1'58.640 P	30.014	29.046	28.182	31.398	213.1

25th **89** **Marcos URIARTE** GRYD - Mlav Racing SPA
Runs=1 Total laps=11 Full laps=10 Valid laps=10

1	1'54.005	33.477	27.758	26.902	25.868	238.2
2	1'48.609	29.261	27.337	26.864	25.147	236.4
3	1'48.004	28.871	27.403	26.615	25.115	236.9
4	1'48.483	28.951	27.607	26.739	25.186	236.9
5	1'48.733	28.974	27.498	26.827	25.434	238.2
6	1'48.113	28.993	27.466	26.540	25.114	237.3
7	1'48.437	28.900	27.437	26.845	25.255	238.7
8	1'48.737	29.104	27.412	26.928	25.293	238.2
9	1'48.740	29.157	27.510	26.789	25.284	239.6
10	1'48.422	29.027	27.530	26.648	25.217	235.1
11	1'48.738	29.087	27.653	26.753	25.245	237.3
unfinished	29.031	27.698	26.809			235.5

26th **94** **Guido PINI** LIQUI MOLY Dynavolt ITA
Runs=1 Total laps=7 Full laps=5 Valid laps=4

1	1'53.764	34.108	27.564	26.844	25.248	237.8
2	1'48.137	28.960	27.421	26.671	25.085	240.1
3	1'47.965	29.055	27.363	26.547	25.000	238.7

Fastest Lap: Angel PIQUERAS SPA FRINSA - MT Helmets - MSI 1'47.249 28.651 27.128 26.465 25.005

These data/results cannot be reproduced, stored and/or transmitted in whole or in part by any manner of electronic, mechanical, photocopying, recording, broadcasting or otherwise now known or herein after developed without the previous express consent by the copyright owner, except for reproduction in daily press and regular printed publications on sale to the public within 60 days of the event related to those data/results and always provided that copyright symbol appears together as follows below.

© DORNA, 2025

Official MotoGP Timing by  TISSOT

www.motogp.com

Termas de Río Hondo, Sunday, March 16, 2025

Page 5 of 6

Race

Moto3™

Lap	Lap Time	T1	T2	T3	T4	Speed	Lap	Lap Time	T1	T2	T3	T4	Speed
4	1'47.862	28.971	27.195	26.612	25.084	237.8							
5	1'48.180	28.930	27.336	26.864	25.050	239.6							
6	1'48.625 *	28.992	27.497	26.992	25.144 *	239.1							
7	2'21.858 P	29.016	27.267	48.867	36.708	240.5							

Fastest Lap: Angel PIQUERAS SPA FRINSA - MT Helmets - MSI **1'47.249** 28.651 27.128 26.465 25.005

These data/results cannot be reproduced, stored and/or transmitted in whole or in part by any manner of electronic, mechanical, photocopying, recording, broadcasting or otherwise now known or herein after developed without the previous express consent by the copyright owner, except for reproduction in daily press and regular printed publications on sale to the public within 60 days of the event related to those data/results and always provided that copyright symbol appears together as follows below.

© DORNA, 2025

Official MotoGP Timing by  TISSOT

www.motogp.com

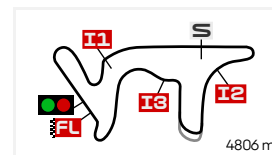
Termas de Río Hondo, Sunday, March 16, 2025

Page 6 of 6



ANALYSIS BY LAP

GRAN PREMIO YPF ENERGÍA DE ARGENTINA RACE



Termas de Río Hondo

Num Lap Time Gap

Num	Lap Time	Gap	Num	Lap Time	Gap	Num	Lap Time	Gap	Num	Lap Time	Gap			
Lap 1			94	1'48.137	2.675	54	1'48.448	0.288	10	1'48.327	2.677	72	1'48.105	0.725
22	1'50.838		10	1'48.446	2.824	99	1'48.668	0.365	8	1'48.236	3.078	36	1'47.955	0.896
83	1'51.095	0.257	78	1'48.276	2.943	83	1'48.808	0.442	66	1'47.637	3.322	73	1'48.499	1.052
99	1'51.422	0.584	66	1'50.347	3.079	18	1'48.175	0.569	89	1'48.733	3.479	6	1'48.060	1.140
6	1'51.604	0.766	89	1'48.609	3.388	72	1'48.686	0.683	5	1'48.395	3.619	82	1'48.452	1.273
18	1'51.865	1.027	5	1'48.566	3.505	31	1'48.335	0.839	14	1'48.556	3.951	19	1'48.229	1.478
66	1'51.958	1.120	21	1'48.438	3.649	73	1'48.343	0.908	34	1'48.390	4.046	21	1'48.127	1.663
36	1'52.048	1.210	34	1'48.638	3.731	6	1'48.244	1.078	64	1'49.203	14.444	58	1'48.408	2.270
72	1'52.110	1.272	11	1'48.566	3.789	82	1'48.446	1.186	Lap 6					
73	1'52.204	1.366	8	1'48.535	3.924	78	1'47.754	1.434	22	1'48.257		78	1'48.746	2.405
54	1'52.481	1.643	14	1'48.718	4.028	94	1'47.862	1.741	99	1'48.171	0.103	66	1'48.157	2.500
82	1'52.612	1.774	64	1'48.945	12.089	19	1'48.383	1.911	18	1'48.102	0.350	11	1'48.582	2.631
31	1'52.738	1.900	Lap 3			71	1'48.186	2.301	54	1'48.669	0.516	10	1'48.752	2.964
71	1'53.115	2.277	22	1'48.309		58	1'48.200	2.412	31	1'48.494	0.646	8	1'48.644	3.120
58	1'53.273	2.435	83	1'48.300	0.086	21	1'47.741	2.566	83	1'48.531	1.030	89	1'48.437	3.191
19	1'53.399	2.561	99	1'48.267	0.149	10	1'48.343	2.718	73	1'48.679	1.134	5	1'48.327	3.314
10	1'53.604	2.766	54	1'47.620	0.292	11	1'47.985	2.967	72	1'48.876	1.201	14	1'48.021	3.447
94	1'53.764	2.926	72	1'48.005	0.449	89	1'48.483	3.114	82	1'48.572	1.402	34	1'48.611	4.338
78	1'53.893	3.055	36	1'47.693	0.720	8	1'48.037	3.210	36	1'48.935	1.522	64	1'49.683	16.802
89	1'54.005	3.167	18	1'48.570	0.846	5	1'48.224	3.592	6	1'48.998	1.661	94	2'21.858	35.198
5	1'54.165	3.327	31	1'47.846	0.956	14	1'48.263	3.763	19	1'48.370	1.830	Lap 8		
34	1'54.319	3.481	73	1'48.252	1.017	34	1'48.378	4.024	94	1'48.625	1.921	22	1'48.710	
21	1'54.437	3.599	82	1'48.264	1.192	66	1'47.667	4.053	21	1'48.345	2.117	31	1'48.754	0.187
11	1'54.449	3.611	6	1'49.204	1.286	64	1'49.243	13.609	78	1'49.159	2.240	18	1'48.454	0.297
14	1'54.536	3.698	19	1'47.934	1.980	Lap 5			71	1'48.356	2.380	99	1'48.829	0.397
8	1'54.615	3.777	78	1'47.498	2.132	22	1'48.368		58	1'48.301	2.443	72	1'48.554	0.569
64	2'02.370	11.532	94	1'47.965	2.331	54	1'48.184	0.104	11	1'48.382	2.630	54	1'49.175	0.858
Lap 2			71	1'48.318	2.567	99	1'48.192	0.189	10	1'48.373	2.793	36	1'48.762	0.948
22	1'48.388		58	1'48.773	2.664	31	1'47.938	0.409	66	1'47.859	2.924	83	1'49.095	1.030
83	1'48.226	0.095	10	1'48.312	2.827	18	1'48.304	0.505	8	1'48.236	3.057	6	1'48.681	1.111
99	1'47.995	0.191	89	1'48.004	3.083	72	1'48.267	0.582	89	1'48.113	3.335	82	1'48.717	1.280
6	1'48.013	0.391	21	1'47.937	3.277	73	1'48.172	0.712	5	1'48.206	3.568	73	1'49.014	1.356
18	1'47.946	0.585	11	1'47.954	3.434	83	1'48.682	0.756	14	1'48.313	4.007	19	1'48.872	1.640
72	1'47.869	0.753	8	1'48.010	3.625	36	1'49.126	0.844	34	1'48.519	4.308	21	1'48.862	1.815
54	1'47.726	0.981	5	1'48.624	3.820	6	1'48.210	0.920	64	1'49.513	15.700	66	1'48.072	1.862
73	1'48.096	1.074	14	1'48.233	3.952	82	1'48.269	1.087	Lap 7					
82	1'47.851	1.237	34	1'48.676	4.098	78	1'48.272	1.338	22	1'48.581		58	1'48.373	1.933
36	1'48.514	1.336	66	1'50.068	4.838	94	1'48.180	1.553	31	1'48.078	0.143	78	1'48.363	2.058
31	1'47.907	1.419	64	1'49.038	12.818	19	1'48.174	1.717	99	1'48.756	0.278	11	1'48.331	2.252
58	1'48.153	2.200	Lap 4			21	1'47.831	2.029	54	1'48.458	0.393	71	1'48.495	2.594
19	1'48.182	2.355	22	1'48.452		71	1'48.348	2.281	18	1'48.784	0.553	10	1'48.556	2.810
71	1'48.669	2.558	36	1'47.818	0.086	58	1'48.355	2.399	83	1'48.196	0.645	8	1'48.679	3.089
						11	1'47.906	2.505						

Lapped rider

These data/results cannot be reproduced, stored and/or transmitted in whole or in part by any manner of electronic, mechanical, photocopying, recording, broadcasting or otherwise now known or herein after developed without the previous express consent by the copyright owner, except for reproduction in daily press and regular printed publications on sale to the public within 60 days of the event related to those data/results and always provided that copyright symbol appears together as follows below.

© DORNA, 2025

Official MotoGP Timing by TISSOT

www.motogp.com

Termas de Río Hondo, Sunday, March 16, 2025

Num	Lap Time	Gap												
5	1'48.904	3.508	8	1'48.801	3.782	8	1'49.172	4.642	5	1'50.279	13.522	34	1'49.995	18.440
34	1'49.062	4.690	34	1'49.718	6.800	5	1'49.765	9.056	34	1'50.863	13.951	Lap 17		
64	1'50.717	18.809	5	1'49.326	6.967	34	1'49.675	9.377	64	1'48.680	2'58.350	18	1'47.747	
Lap 9			64	4'17.574	2'57.938	64	1'48.276	2'57.158	Lap 15			36	1'47.700	0.509
31	1'48.262		Lap 11			Lap 13			18	1'47.955		99	1'47.421	0.663
99	1'48.131	0.079	72	1'48.519		18	1'47.977		72	1'47.847	0.287	31	1'47.704	0.819
22	1'48.718	0.269	31	1'48.337	0.142	99	1'47.957	0.152	83	1'47.889	0.540	72	1'48.231	0.901
72	1'48.231	0.351	83	1'48.538	0.232	72	1'48.022	0.378	36	1'48.302	0.997	83	1'48.051	0.975
18	1'48.756	0.604	22	1'49.063	0.391	36	1'47.786	0.500	22	1'48.253	1.077	22	1'47.648	1.131
36	1'48.254	0.753	99	1'48.645	0.535	31	1'48.061	0.708	31	1'48.643	1.204	58	1'47.877	1.728
83	1'48.273	0.854	18	1'49.003	0.619	83	1'48.431	0.884	99	1'49.061	1.304	66	1'47.420	1.928
6	1'48.477	1.139	36	1'48.664	0.738	22	1'48.259	1.088	58	1'48.186	1.548	82	1'48.278	4.285
54	1'48.834	1.243	54	1'48.386	1.066	54	1'48.196	1.312	66	1'47.995	2.343	19	1'48.491	4.437
73	1'48.431	1.338	19	1'48.790	1.260	58	1'48.177	1.388	78	1'48.058	2.692	6	1'48.383	4.512
19	1'48.203	1.394	58	1'48.310	1.353	66	1'48.206	1.543	82	1'48.448	3.180	73	1'48.328	4.624
82	1'48.743	1.574	66	1'48.732	1.524	73	1'48.109	1.730	19	1'48.513	3.327	78	1'49.136	4.879
66	1'48.209	1.622	73	1'49.429	1.649	11	1'47.879	1.778	11	1'49.017	3.459	11	1'48.308	4.995
58	1'48.218	1.702	11	1'48.405	1.742	78	1'47.919	2.067	73	1'49.039	3.551	71	1'48.492	5.131
21	1'48.527	1.893	82	1'48.348	1.915	82	1'48.068	2.272	6	1'48.484	3.776	21	1'48.704	6.105
11	1'48.130	1.933	6	1'49.108	2.020	71	1'48.051	2.367	71	1'48.827	3.819	14	1'48.441	6.235
78	1'48.526	2.135	78	1'48.659	2.099	19	1'49.060	2.558	54	1'48.939	3.885	54	1'51.926	10.200
71	1'48.330	2.475	71	1'48.428	2.190	21	1'48.334	2.824	21	1'48.923	4.060	8	1'49.773	14.053
10	1'48.304	2.665	21	1'48.421	2.388	6	1'49.646	3.441	14	1'48.532	4.115	10	1'50.132	14.951
14	1'48.370	3.258	14	1'48.745	3.109	14	1'48.389	3.646	8	1'49.776	9.662	5	1'49.795	20.144
8	1'48.765	3.405	10	1'49.210	3.401	8	1'49.534	6.199	10	1'49.736	10.052	34	1'49.854	20.547
89	1'48.740	3.509	89	1'48.738	3.573	10	1'49.931	6.491	5	1'50.203	15.770	Lap 18		
34	1'49.265	5.506	8	1'48.869	3.979	34	1'49.940	11.340	34	1'50.139	16.135	36	1'47.851	
5	1'51.006	6.065	5	1'49.505	7.800	5	1'50.416	11.495	64	1'58.640	3'09.035	31	1'47.577	0.036
64	1'58.428	28.788	34	1'50.083	8.211	64	1'48.741	2'57.922	Lap 16			99	1'47.822	0.125
Lap 10			64	1'48.125	2'57.391	Lap 14			18	1'47.690		72	1'47.695	0.236
22	1'48.155		Lap 12			18	1'48.252		72	1'47.820	0.417	18	1'48.733	0.373
72	1'48.226	0.153	18	1'47.890		99	1'48.298	0.198	36	1'47.249	0.556	22	1'48.583	1.354
18	1'48.108	0.288	99	1'48.146	0.172	72	1'48.269	0.395	83	1'47.821	0.671	58	1'48.392	1.760
83	1'47.936	0.366	72	1'48.842	0.333	31	1'48.060	0.516	31	1'47.348	0.862	66	1'48.382	1.950
31	1'48.901	0.477	83	1'48.707	0.430	83	1'47.974	0.606	99	1'47.375	0.989	6	1'48.391	4.543
99	1'48.907	0.562	31	1'48.991	0.624	36	1'48.402	0.650	22	1'47.843	1.230	82	1'48.777	4.702
36	1'48.417	0.746	36	1'48.462	0.691	22	1'47.943	0.779	58	1'47.740	1.598	78	1'48.303	4.822
73	1'47.978	0.892	22	1'48.924	0.806	58	1'48.181	1.317	66	1'47.602	2.255	71	1'48.219	4.990
19	1'48.172	1.142	54	1'48.536	1.093	66	1'49.012	2.303	78	1'48.488	3.490	19	1'49.314	5.391
54	1'48.533	1.352	58	1'48.344	1.188	11	1'48.871	2.397	19	1'48.056	3.693	11	1'49.486	6.121
66	1'48.266	1.464	66	1'48.299	1.314	73	1'48.989	2.467	82	1'48.264	3.754	14	1'48.864	6.739
6	1'48.869	1.584	19	1'48.724	1.475	78	1'48.774	2.589	6	1'47.790	3.876	21	1'49.130	6.875
58	1'48.437	1.715	73	1'48.458	1.598	82	1'48.667	2.687	73	1'48.182	4.043	8	1'49.998	15.691
11	1'48.500	2.009	6	1'48.261	1.772	19	1'48.463	2.769	71	1'48.257	4.386	54	1'54.764	16.604
78	1'48.401	2.112	11	1'48.643	1.876	54	1'49.841	2.901	11	1'48.665	4.434	10	1'50.474	17.065
82	1'49.089	2.239	78	1'48.535	2.125	71	1'48.832	2.947	21	1'48.778	5.148	34	1'49.753	21.940
71	1'48.383	2.434	82	1'48.775	2.181	21	1'48.520	3.092	14	1'49.116	5.541	5	1'50.492	22.276
21	1'49.170	2.639	71	1'48.612	2.293	6	1'48.058	3.247	54	1'49.826	6.021	83	2'48.970	1'01.585
10	1'48.622	2.863	21	1'48.588	2.467	14	1'48.144	3.538	8	1'50.055	12.027			
14	1'48.202	3.036	14	1'48.634	3.234	8	1'49.894	7.841	10	1'50.204	12.566			
89	1'48.422	3.507	10	1'49.645	4.537	10	1'50.032	8.271	5	1'50.016	18.096			

Lapped rider

These data/results cannot be reproduced, stored and/or transmitted in whole or in part by any manner of electronic, mechanical, photocopying, recording, broadcasting or otherwise now known or herein after developed without the previous express consent by the copyright owner, except for reproduction in daily press and regular printed publications on sale to the public within 60 days of the event related to those data/results and always provided that copyright symbol appears together as follows below.

© DORNA, 2025

Official MotoGP Timing by  TISSOT

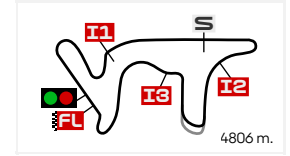
www.motogp.com

Termas de Río Hondo, Sunday, March 16, 2025

Page 2 of 2

2025 ROOKIE OF THE YEAR CLASSIFICATION

GRAN PREMIO YPF ENERGÍA DE ARGENTINA



Termas de Río Hondo

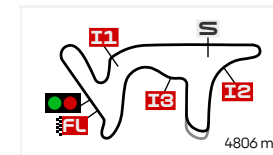
Rider	Nation	Points	Leader	Previous	THA	ARG	AME	QAT	SPA	FRA	GBR	ARA	ITA	NED	GER	CZE	AUT	HUN	CAT	RSM	JPN	INA	AUS	MAL	POR	VAL
1 CARPE Alvaro	SPA	20			20	-																				
2 MOODLEY Ruche	RSA	6	14	14	5	1																				
3 URIARTE Marcos	SPA	3	17	3	3	-																				
4 BUCHANAN Cormac	NZE	3	17	0	1	2																				

These data/results cannot be reproduced, stored and/or transmitted in whole or in part by any manner of electronic, mechanical, photocopying, recording, broadcasting or otherwise now known or herein after developed without the previous express consent by the copyright owner, except for reproduction in daily press and regular printed publications on sale to the public within 60 days of the event related to those data/results and always provided that copyright symbol appears together as follows below.

© DORNA, 2025

2025 RIDERS PERFORMANCE

GRAN PREMIO YPF ENERGÍA DE ARGENTINA



Termas de Río Hondo 4806 m.

(Qualifying Position - Starting Position - Race Position)

#	Rider	Pts	THA	ARG	AME	QAT	SPA	FRA	GBR	ARA	ITA	NED	GER	CZE	AUT	HUN	CAT	RSM	JPN	INA	AUS	MAL	POR	VAL	
1	RUEDA Jose Antonio	41	3	6																					
			3-1	6-3	-	-	-	-	-	-	-	-	-	-	-	-	-	-	-	-	-	-	-	-	-
2	FERNANDEZ Adrian	36	11	12																					
			11-3	12-2	-	-	-	-	-	-	-	-	-	-	-	-	-	-	-	-	-	-	-	-	-
3	PIQUERAS Angel	29	15	2																					
			15-12	2-1	-	-	-	-	-	-	-	-	-	-	-	-	-	-	-	-	-	-	-	-	-
4	BERTELLE Matteo	24	1	1																					
			1-5	1-4	-	-	-	-	-	-	-	-	-	-	-	-	-	-	-	-	-	-	-	-	-
5	CARPE Alvaro	20	6	5																					
			6-2	5-NC	-	-	-	-	-	-	-	-	-	-	-	-	-	-	-	-	-	-	-	-	-
6	NEPA Stefano	19	2	15																					
			2-4	15-10	-	-	-	-	-	-	-	-	-	-	-	-	-	-	-	-	-	-	-	-	-
7	ALMANSA David	19	7	4																					
			7-7	4-6	-	-	-	-	-	-	-	-	-	-	-	-	-	-	-	-	-	-	-	-	-
8	FOGGIA Dennis	15	13	11																					
			13-6	11-11	-	-	-	-	-	-	-	-	-	-	-	-	-	-	-	-	-	-	-	-	-
9	LUNETTA Luca	15	5	22																					
			5-10	21-7	-	-	-	-	-	-	-	-	-	-	-	-	-	-	-	-	-	-	-	-	-
10	FURUSATO Taiyo	11	9	14																					
			9-NC	14-5	-	-	-	-	-	-	-	-	-	-	-	-	-	-	-	-	-	-	-	-	-
11	ROSSI Riccardo	8	12	7																					
			12-8	7-18	-	-	-	-	-	-	-	-	-	-	-	-	-	-	-	-	-	-	-	-	-
12	KELSO Joel	8	8	8																					
			8-NC	8-8	-	-	-	-	-	-	-	-	-	-	-	-	-	-	-	-	-	-	-	-	-

NC=Not classified NL=Not finished first lap NP=Not started race re-start N2=Not finished first lap race re-start EX=Excluded NS=Not Started DS=Disqualified

These data/results cannot be reproduced, stored and/or transmitted in whole or in part by any manner of electronic, mechanical, photocopying, recording, broadcasting or otherwise now known or herein after developed without the previous express consent by the copyright owner, except for reproduction in daily press and regular printed publications on sale to the public within 60 days of the event related to those data/results and always provided that copyright symbol appears together as follows below.

© DORNA, 2025

#	Rider	Pts	THA	ARG	AME	QAT	SPA	FRA	GBR	ARA	ITA	NED	GER	CZE	AUT	HUN	CAT	RSM	JPN	INA	AUS	MAL	POR	VAL	
13	ESTEBAN Joel	7	23	10																					
			23-9	10-16	-	-	-	-	-	-	-	-	-	-	-	-	-	-	-	-	-	-	-	-	-
14	YAMANAKA Ryusei	7	14	3																					
			14-NC	3-9	-	-	-	-	-	-	-	-	-	-	-	-	-	-	-	-	-	-	-	-	-
15	MOODLEY Ruche	6	19	19																					
			19-11	19-15	-	-	-	-	-	-	-	-	-	-	-	-	-	-	-	-	-	-	-	-	-
16	CRUCES Adrián	5	20	13																					
			20-14	13-13	-	-	-	-	-	-	-	-	-	-	-	-	-	-	-	-	-	-	-	-	-
17	OGDEN Scott	4	4	16																					
			4-NC	16-12	-	-	-	-	-	-	-	-	-	-	-	-	-	-	-	-	-	-	-	-	-
18	URIARTE Marcos	3	26	18																					
			26-13	18-NC	-	-	-	-	-	-	-	-	-	-	-	-	-	-	-	-	-	-	-	-	-
19	BUCHANAN Cormac	3	22	20																					
			22-15	20-14	-	-	-	-	-	-	-	-	-	-	-	-	-	-	-	-	-	-	-	-	-
20	O'SHEA Eddie	0	18	24																					
			18-NL	23-17	-	-	-	-	-	-	-	-	-	-	-	-	-	-	-	-	-	-	-	-	-
21	CARRARO Nicola	0	16	17																					
			16-NC	17-19	-	-	-	-	-	-	-	-	-	-	-	-	-	-	-	-	-	-	-	-	-
22	ROSENTHALER Jakob	0	25	25																					
			25-NC	24-20	-	-	-	-	-	-	-	-	-	-	-	-	-	-	-	-	-	-	-	-	-
23	BUASRI Tatchakorn	0	17	26																					
			17-NC	25-21	-	-	-	-	-	-	-	-	-	-	-	-	-	-	-	-	-	-	-	-	-
24	PERRONE Valentin	0	21	9																					
			21-NC	9-NC	-	-	-	-	-	-	-	-	-	-	-	-	-	-	-	-	-	-	-	-	-
25	MUÑOZ David	0	10	21																					
			10-NC	26-NC	-	-	-	-	-	-	-	-	-	-	-	-	-	-	-	-	-	-	-	-	-
26	PINI Guido	0	24	23																					
			24-NC	22-NC	-	-	-	-	-	-	-	-	-	-	-	-	-	-	-	-	-	-	-	-	-

NC=Not classified NL=Not finished first lap NP=Not started race re-start N2=Not finished first lap race re-start EX=Excluded NS=Not Started DS=Disqualified

These data/results cannot be reproduced, stored and/or transmitted in whole or in part by any manner of electronic, mechanical, photocopying, recording, broadcasting or otherwise now known or herein after developed without the previous express consent by the copyright owner, except for reproduction in daily press and regular printed publications on sale to the public within 60 days of the event related to those data/results and always provided that copyright symbol appears together as follows below.

© DORNA, 2025

Official MotoGP Timing by  TISSOT

www.motogp.com

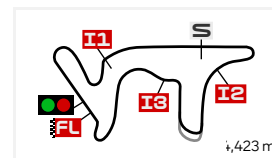
Termas de Río Hondo, Sunday, March 16, 2025

Page 2 of 2

OFFICIAL STARTING GRID

GRAN PREMIO YPF ENERGÍA DE ARGENTINA

RACE : 18 LAPS = 86.508 KM



Termas de Río Hondo

1	1 1'46.034 18 Matteo BERTELLE KTM	2 1'46.266 36 Angel PIQUERAS KTM	3 1'46.330 6 Ryusei YAMANAKA KTM
2	4 1'46.363 22 David ALMANSA Honda	5 1'46.645 83 Alvaro CARPE KTM	6 1'46.662 99 Jose Antonio RUEDA KTM
3	7 1'46.731 54 Riccardo ROSSI Honda	8 1'46.891 66 Joel KELSO KTM	9 1'46.896 73 Valentin PERRONE KTM
4	10 1'46.902 78 Joel ESTEBAN KTM	11 1'46.973 71 Dennis FOGGIA KTM	12 1'47.016 31 Adrian FERNANDEZ Honda
5	13 1'47.146 11 Adrián CRUCES KTM	14 1'47.237 72 Taiyo FURUSATO Honda	15 1'47.558 82 Stefano NEPA Honda
6	16 1'47.601 19 Scott OGDEN KTM	17 1'47.823 10 Nicola CARRARO Honda	18 1'47.826 89 Marcos URIARTE Honda
7	19 1'48.202 21 Ruche MOODLEY KTM	20 1'48.233 14 Cormac BUCHANAN KTM	21 1'48.487 58 Luca LUNETTA Honda

FIM MotoGP Steward sanction, Pit Lane start for rider #64 & double long lap penalty for rider #66

** Starting the race from the pit lane

The results are provisional until the end of the limit for protest and appeal

Time limit for protest expires 60' after publication of the results - **Nicolas TORTONE** Time: **13:51**

These data/results cannot be reproduced, stored and/or transmitted in whole or in part by any manner of electronic, mechanical, photocopying, recording, broadcasting or otherwise now known or herein after developed without the previous express consent by the copyright owner, except for reproduction in daily press and regular printed publications on sale to the public within 60 days of the event related to those data/results and always provided that copyright symbol appears together as follows below.

© DORNA, 2025

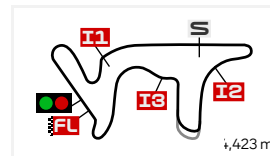
Official MotoGP Timing by **TISSOT**

www.motogp.com

OFFICIAL STARTING GRID

GRAN PREMIO YPF ENERGÍA DE ARGENTINA

RACE : 18 LAPS = 86.508 KM



Termas de Río Hondo

8

22
1'49.467
94 Guido PINI
KTM

23
1'49.536
8 Eddie O'SHEA
Honda

24
1'49.579
34 Jakob ROSENTHALER
KTM

9

25
1'50.936
5 Tatchakorn BUASRI
Honda

26 (**)
1'48.473
64 David MUÑOZ
KTM

FIM MotoGP Steward sanction, Pit Lane start for rider #64 & double long lap penalty for rider #66

**** Starting the race from the pit lane**

The results are provisional until the end of the limit for protest and appeal:

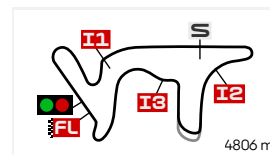
Time limit for protest expires 60' after publication of the results - **Nicolas TORTONE** Time: **13:51**

These data/results cannot be reproduced, stored and/or transmitted in whole or in part by any manner of electronic, mechanical, photocopying, recording, broadcasting or otherwise now known or herein after developed without the previous express consent by the copyright owner, except for reproduction in daily press and regular printed publications on sale to the public within 60 days of the event related to those data/results and always provided that copyright symbol appears together as follows below.

© DORNA, 2025

Official MotoGP Timing by  TISSOT

www.motogp.com



Termas de Río Hondo

TOP SPEED & AVERAGE

GRAN PREMIO YPF ENERGÍA DE ARGENTINA

RACE

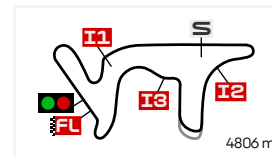
#	Rider	Nation	Motorcycle	Top 5 speeds					Average	Top
54	Riccardo ROSSI	ITA	HONDA	245.2	243.8	241.5	240.1	239.6	242.0	245.2
83	Alvaro CARPE	SPA	KTM	244.8	241.0	241.0	240.5	239.6	241.4	244.8
58	Luca LUNETTA	ITA	HONDA	243.8	243.3	242.4	241.9	241.0	242.5	243.8
6	Ryusei YAMANAKA	JPN	KTM	243.3	242.9	242.9	242.9	242.4	242.8	243.3
66	Joel KELSO	AUS	KTM	243.3	242.9	241.9	241.5	241.5	242.0	243.3
10	Nicola CARRARO	ITA	HONDA	242.4	241.9	241.9	241.0	241.0	241.6	242.4
19	Scott OGDEN	GBR	KTM	242.4	241.5	240.5	240.5	240.1	241.0	242.4
36	Angel PIQUERAS	SPA	KTM	242.4	241.5	241.5	241.5	241.0	241.6	242.4
73	Valentin PERRONE	ARG	KTM	242.4	242.4	241.5	240.1	240.1	241.3	242.4
31	Adrian FERNANDEZ	SPA	HONDA	241.9	241.9	241.5	241.5	241.0	241.5	241.9
82	Stefano NEPA	ITA	HONDA	241.9	241.9	240.1	239.6	239.6	240.6	241.9
99	Jose Antonio RUEDA	SPA	KTM	241.9	237.8	237.8	236.4	235.5	237.9	241.9
8	Eddie O'SHEA	GBR	HONDA	241.5	241.0	239.6	238.7	237.8	239.7	241.5
18	Matteo BERTELLE	ITA	KTM	241.5	239.6	238.2	237.8	237.8	239.0	241.5
72	Taiyo FURUSATO	JPN	HONDA	241.5	240.5	239.1	239.1	238.7	239.8	241.5
22	David ALMANSA	SPA	HONDA	241.0	240.5	240.1	240.1	237.8	239.3	241.0
5	Tatchakorn BUASRI	THA	HONDA	240.5	239.6	239.6	239.6	238.7	239.6	240.5
34	Jakob ROSENTHALER	AUT	KTM	240.5	237.8	237.8	236.9	235.5	237.7	240.5
94	Guido PINI	ITA	KTM	240.5	240.1	239.6	239.1	238.7	239.6	240.5
14	Cormac BUCHANAN	NZE	KTM	240.1	239.6	239.6	239.1	238.2	238.8	240.1
71	Dennis FOGGIA	ITA	KTM	240.1	239.6	239.1	239.1	238.7	239.1	240.1
78	Joel ESTEBAN	SPA	KTM	240.1	239.6	239.1	239.1	238.7	239.2	240.1
11	Adrián CRUCES	SPA	KTM	239.6	239.6	239.1	239.1	238.7	239.1	239.6
89	Marcos URIARTE	SPA	HONDA	239.6	238.7	238.2	238.2	238.2	238.6	239.6
21	Ruche MOODLEY	RSA	KTM	239.1	239.1	238.7	238.7	238.7	238.8	239.1
64	David MUÑOZ	SPA	KTM	231.2	231.2	230.8	230.3	230.3	230.7	231.2

These data/results cannot be reproduced, stored and/or transmitted in whole or in part by any manner of electronic, mechanical, photocopying, recording, broadcasting or otherwise now known or herein after developed without the previous express consent by the copyright owner, except for reproduction in daily press and regular printed publications on sale to the public within 60 days of the event related to those data/results and always provided that copyright symbol appears together as follows below.

© DORNA, 2025

Official MotoGP Timing by www.motogp.com

Termas de Río Hondo, Sunday, March 16, 2025



Termas de Río Hondo

FASTEST LAPS SEQUENCE

GRAN PREMIO YPF ENERGÍA DE ARGENTINA RACE

Lap	Race Time	# Rider	Nation	Motorcycle	Time	Km/h	Riders's Lap
2	3'39.226	22 David ALMANSA	SPA	HONDA	1'48.388	159.6	2
2	3'39.321	83 Alvaro CARPE	SPA	KTM	1'48.226	159.8	2
2	3'39.417	99 Jose Antonio RUEDA	SPA	KTM	1'47.995	160.2	2
2	3'39.811	18 Matteo BERTELLE	ITA	KTM	1'47.946	160.2	2
2	3'40.645	31 Adrian FERNANDEZ	SPA	HONDA	1'47.907	160.3	2
3	5'27.827	54 Riccardo ROSSI	ITA	HONDA	1'47.620	160.7	3
3	5'29.667	78 Joel ESTEBAN	SPA	KTM	1'47.498	160.9	3
16	28'56.387	36 Angel PIQUERAS	SPA	KTM	1'47.249	161.3	16

These data/results cannot be reproduced, stored and/or transmitted in whole or in part by any manner of electronic, mechanical, photocopying, recording, broadcasting or otherwise now known or herein after developed without the previous express consent by the copyright owner, except for reproduction in daily press and regular printed publications on sale to the public within 60 days of the event related to those data/results and always provided that copyright symbol appears together as follows below.

© DORNA, 2025

Official MotoGP Timing by

www.motogp.com

Termas de Río Hondo, Sunday, March 16, 2025