

Termas de Río Hondo

## CLASSIFICATION

### GRAN PREMIO YPF ENERGÍA DE ARGENTINA FREE PRACTICE NR. 2

#	Rider	Nation	Team	Motorcycle	Time	Lap Total	Gap	T. Speed
1	18 Matteo BERTELLE	ITA	LEVELUP-MTA	KTM	<b>1'46.303</b>	12 14		<b>241.9</b>
2	64 David MUÑOZ	SPA	LIQUI MOLY Dynavolt Intact GP	KTM	<b>1'47.044</b>	10 13	0.741 0.741	<b>241.5</b>
3	82 Stefano NEPA	ITA	SIC58 Squadra Corse	HONDA	<b>1'47.074</b>	15 15	0.771 0.030	<b>236.4</b>
4	99 Jose Antonio RUEDA	SPA	Red Bull KTM Ajo	KTM	<b>1'47.117</b>	9 14	0.814 0.043	<b>240.1</b>
5	54 Riccardo ROSSI	ITA	Rivacold Snipers Team	HONDA	<b>1'47.224</b>	12 12	0.921 0.107	<b>237.3</b>
6	66 Joel KELSO	AUS	LEVELUP-MTA	KTM	<b>1'47.362</b>	13 16	1.059 0.138	<b>239.6</b>
7	19 Scott OGDEN	GBR	CIP Green Power	KTM	<b>1'47.378</b>	13 13	1.075 0.016	<b>240.1</b>
8	31 Adrian FERNANDEZ	SPA	Leopard Racing	HONDA	<b>1'47.427</b>	9 13	1.124 0.049	<b>239.6</b>
9	83 Alvaro CARPE	SPA	Red Bull KTM Ajo	KTM	<b>1'47.430</b>	13 14	1.127 0.003	<b>238.7</b>
10	36 Angel PIQUERAS	SPA	FRINSA - MT Helmets - MSI	KTM	<b>1'47.434</b>	14 14	1.131 0.004	<b>238.2</b>
11	6 Ryusei YAMANAKA	JPN	FRINSA - MT Helmets - MSI	KTM	<b>1'47.458</b>	9 17	1.155 0.024	<b>238.7</b>
12	73 Valentin PERRONE	ARG	Red Bull KTM Tech3	KTM	<b>1'47.533</b>	14 15	1.230 0.075	<b>240.1</b>
13	11 Adrián CRUCES	SPA	CIP Green Power	KTM	<b>1'47.638</b>	10 13	1.335 0.105	<b>240.1</b>
14	71 Dennis FOGGIA	ITA	CFMOTO Gaviota Aspar Team	KTM	<b>1'47.738</b>	10 14	1.435 0.100	<b>240.5</b>
15	94 Guido PINI	ITA	LIQUI MOLY Dynavolt Intact GP	KTM	<b>1'47.771</b>	11 13	1.468 0.033	<b>238.7</b>
16	58 Luca LUNETTA	ITA	SIC58 Squadra Corse	HONDA	<b>1'47.856</b>	10 10	1.553 0.085	<b>236.0</b>
17	78 Joel ESTEBAN	SPA	Red Bull KTM Tech3	KTM	<b>1'47.958</b>	8 13	1.655 0.102	<b>240.5</b>
18	89 Marcos URIARTE	SPA	GRYD - Mlav Racing	HONDA	<b>1'48.084</b>	10 14	1.781 0.126	<b>237.3</b>
19	10 Nicola CARRARO	ITA	Rivacold Snipers Team	HONDA	<b>1'48.184</b>	6 11	1.881 0.100	<b>240.1</b>
20	14 Cormac BUCHANAN	NZE	DENSSI Racing - BOE	KTM	<b>1'48.192</b>	3 12	1.889 0.008	<b>236.4</b>
21	21 Ruche MOODLEY	RSA	DENSSI Racing - BOE	KTM	<b>1'48.196</b>	8 16	1.893 0.004	<b>233.8</b>
22	22 David ALMANSA	SPA	Leopard Racing	HONDA	<b>1'48.394</b>	4 7	2.091 0.198	<b>239.6</b>
23	5 Tatchakorn BUASRI	THA	Honda Team Asia	HONDA	<b>1'48.480</b>	13 15	2.177 0.086	<b>238.2</b>
24	72 Taiyo FURUSATO	JPN	Honda Team Asia	HONDA	<b>1'48.510</b>	13 14	2.207 0.030	<b>236.9</b>
25	8 Eddie O'SHEA	GBR	GRYD - Mlav Racing	HONDA	<b>1'48.563</b>	14 14	2.260 0.053	<b>237.3</b>
26	34 Jakob ROSENTHALER	AUT	CFMOTO Gaviota Aspar Team	KTM	<b>1'48.775</b>	4 6	2.472 0.212	<b>237.3</b>

Practice condition: Dry

Air: 18°

Humidity: 84%

Ground: 22°

Fastest Lap:	Lap: 12	Matteo BERTELLE	1'46.303	162.7 Km/h
Best Race Lap:	2022	Andrea MIGNO	1'48.834	158.9 Km/h
All-Time Lap Record:	2025	Matteo BERTELLE	1'46.303	162.7 Km/h

The results are provisional until the end of the limit for protest and appeals.

Time limit for protest expires 60' after publication of the results - ..... Time: 09:24

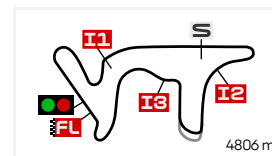
These data/results cannot be reproduced, stored and/or transmitted in whole or in part by any manner of electronic, mechanical, photocopying, recording, broadcasting or otherwise now known or herein after developed without the previous express consent by the copyright owner, except for reproduction in daily press and regular printed publications on sale to the public within 60 days of the event related to those data/results and always provided that copyright symbol appears together as follows below.

© DORNA, 2025

Official MotoGP Timing by **TISSOT**

www.motogp.com

Termas de Río Hondo, Saturday, March 15, 2025



Termas de Río Hondo 4806 m.

# COMBINED PRACTICE TIMES

## GRAN PREMIO YPF ENERGÍA DE ARGENTINA

### FREE PRACTICE NR. 2

#	Rider	Nation	Team	Motorcycle	FP1	FP2	Gap
1	18 M.BERTELLE	ITA	LEVELUP-MTA	KTM	1'58.589 11	<b>1'46.303</b> 12	
2	64 D.MUÑOZ	SPA	LIQUI MOLY Dynavolt Intact GP	KTM	1'57.363 12	<b>1'47.044</b> 10	0.741 0.741
3	82 S.NEPA	ITA	SIC58 Squadra Corse	HONDA	1'59.658 12	<b>1'47.074</b> 15	0.771 0.030
4	99 J.RUEDA	SPA	Red Bull KTM Ajo	KTM	1'57.624 14	<b>1'47.117</b> 9	0.814 0.043
5	54 R.ROSSI	ITA	Rivacold Snipers Team	HONDA	2'01.846 11	<b>1'47.224</b> 12	0.921 0.107
6	66 J.KELSO	AUS	LEVELUP-MTA	KTM	2'03.092 2	<b>1'47.362</b> 13	1.059 0.138
7	19 S.OGDEN	GBR	CIP Green Power	KTM	1'57.969 14	<b>1'47.378</b> 13	1.075 0.016
8	31 A.FERNANDEZ	SPA	Leopard Racing	HONDA	1'58.165 11	<b>1'47.427</b> 9	1.124 0.049
9	83 A.CARPE	SPA	Red Bull KTM Ajo	KTM	2'00.865 7	<b>1'47.430</b> 13	1.127 0.003
10	36 A.PIQUERAS	SPA	FRINSA - MT Helmets - MSI	KTM	1'58.653 10	<b>1'47.434</b> 14	1.131 0.004
11	6 R.YAMANAKA	JPN	FRINSA - MT Helmets - MSI	KTM	2'00.542 12	<b>1'47.458</b> 9	1.155 0.024
12	73 V.PERRONE	ARG	Red Bull KTM Tech3	KTM	1'59.229 15	<b>1'47.533</b> 14	1.230 0.075
13	11 A.CRUCES	SPA	CIP Green Power	KTM	1'59.443 11	<b>1'47.638</b> 10	1.335 0.105
14	71 D.FOGGIA	ITA	CFMOTO Gaviota Aspar Team	KTM	2'01.432 13	<b>1'47.738</b> 10	1.435 0.100
15	94 G.PINI	ITA	LIQUI MOLY Dynavolt Intact GP	KTM	2'01.577 10	<b>1'47.771</b> 11	1.468 0.033
16	58 L.LUNETTA	ITA	SIC58 Squadra Corse	HONDA	1'59.053 15	<b>1'47.856</b> 10	1.553 0.085
17	78 J.ESTEBAN	SPA	Red Bull KTM Tech3	KTM	1'58.260 11	<b>1'47.958</b> 8	1.655 0.102
18	89 M.URIZARTE	SPA	GRYD - Mlav Racing	HONDA	1'59.851 13	<b>1'48.084</b> 10	1.781 0.126
19	10 N.CARRARO	ITA	Rivacold Snipers Team	HONDA	1'59.400 14	<b>1'48.184</b> 6	1.881 0.100
20	14 C.BUCHANAN	NZE	DENSSI Racing - BOE	KTM	1'59.183 13	<b>1'48.192</b> 3	1.889 0.008
21	21 R.MOODLEY	RSA	DENSSI Racing - BOE	KTM	2'00.452 12	<b>1'48.196</b> 8	1.893 0.004
22	22 D.ALMANSA	SPA	Leopard Racing	HONDA	1'57.797 11	<b>1'48.394</b> 4	2.091 0.198
23	5 T.BUASRI	THA	Honda Team Asia	HONDA	2'00.273 12	<b>1'48.480</b> 13	2.177 0.086
24	72 T.FURUSATO	JPN	Honda Team Asia	HONDA	1'59.474 14	<b>1'48.510</b> 13	2.207 0.030
25	8 E.O'SHEA	GBR	GRYD - Mlav Racing	HONDA	2'01.887 14	<b>1'48.563</b> 14	2.260 0.053
26	34 J.ROSENTHALER	AUT	CFMOTO Gaviota Aspar Team	KTM	1'59.881 14	<b>1'48.775</b> 4	2.472 0.212

<b>Pole Position Record:</b>	2022	<b>Sergio GARCIA</b>	<b>1'48.429</b>	159.5 Km/h
<b>Best Race Lap:</b>	2022	<b>Andrea MIGNO</b>	<b>1'48.834</b>	158.9 Km/h
<b>All Time Lap Record:</b>	2025	<b>Matteo BERTELLE</b>	<b>1'46.303</b>	162.7 Km/h

The results are provisional until the end of the limit for protest and appeal.

Time limit for protest expires 60' after publication of the results - **Nicolas TORTONE** 09:24

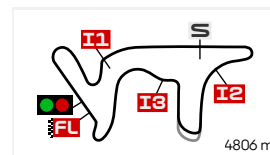
These data/results cannot be reproduced, stored and/or transmitted in whole or in part by any manner of electronic, mechanical, photocopying, recording, broadcasting or otherwise now known or herein after developed without the previous express consent by the copyright owner, except for reproduction in daily press and regular printed publications on sale to the public within 60 days of the event related to those data/results and always provided that copyright symbol appears together as follows below.

© DORNA, 2025

Official MotoGP Timing by

www.motogp.com

Termas de Río Hondo, Saturday, March 15, 2025



Termas de Río Hondo

# TOP SPEED & AVERAGE

## GRAN PREMIO YPF ENERGÍA DE ARGENTINA

### FREE PRACTICE NR. 2

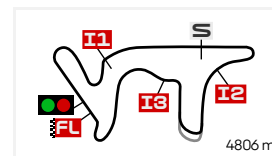
#	Rider	Nation	Motorcycle	Top 5 speeds					Average	Top
18	Matteo BERTELLE	ITA	KTM	241.9	241.5	240.5	239.1	238.7	240.3	<b>241.9</b>
64	David MUÑOZ	SPA	KTM	241.5	238.2	237.8	237.8	237.8	238.6	<b>241.5</b>
71	Dennis FOGGIA	ITA	KTM	240.5	238.2	237.8	237.3	237.3	238.0	<b>240.5</b>
78	Joel ESTEBAN	SPA	KTM	240.5	236.9	236.9	236.9	236.0	237.4	<b>240.5</b>
10	Nicola CARRARO	ITA	HONDA	240.1	239.6	238.7	237.8	237.3	238.5	<b>240.1</b>
11	Adrián CRUCES	SPA	KTM	240.1	239.1	238.2	235.1	234.7	237.0	<b>240.1</b>
19	Scott OGDEN	GBR	KTM	240.1	239.6	239.1	239.1	238.7	239.2	<b>240.1</b>
73	Valentin PERRONE	ARG	KTM	240.1	239.6	239.1	237.3	236.9	238.6	<b>240.1</b>
99	Jose Antonio RUEDA	SPA	KTM	240.1	238.7	238.7	237.8	236.4	238.3	<b>240.1</b>
22	David ALMANSA	SPA	HONDA	239.6	236.4	236.0	236.0	233.3	236.3	<b>239.6</b>
31	Adrian FERNANDEZ	SPA	HONDA	239.6	237.8	237.3	237.3	236.4	237.5	<b>239.6</b>
66	Joel KELSO	AUS	KTM	239.6	237.3	237.3	236.9	236.4	237.5	<b>239.6</b>
6	Ryusei YAMANAKA	JPN	KTM	238.7	238.2	238.2	238.2	238.2	238.3	<b>238.7</b>
83	Alvaro CARPE	SPA	KTM	238.7	237.8	236.4	235.1	235.1	236.2	<b>238.7</b>
94	Guido PINI	ITA	KTM	238.7	238.2	238.2	238.2	237.8	238.2	<b>238.7</b>
5	Tatchakorn BUASRI	THA	HONDA	238.2	237.8	237.8	237.3	236.9	237.5	<b>238.2</b>
36	Angel PIQUERAS	SPA	KTM	238.2	238.2	238.2	238.2	236.9	237.9	<b>238.2</b>
8	Eddie O'SHEA	GBR	HONDA	237.3	237.3	236.9	236.0	235.5	236.6	<b>237.3</b>
34	Jakob ROSENTHALER	AUT	KTM	237.3	236.9	236.0	234.7	234.7	235.9	<b>237.3</b>
54	Riccardo ROSSI	ITA	HONDA	237.3	236.4	236.4	236.4	235.5	236.4	<b>237.3</b>
89	Marcos URIARTE	SPA	HONDA	237.3	236.4	236.0	235.5	235.5	236.1	<b>237.3</b>
72	Taiyo FURUSATO	JPN	HONDA	236.9	236.9	236.4	236.0	235.5	236.3	<b>236.9</b>
14	Cormac BUCHANAN	NZE	KTM	236.4	236.0	236.0	236.0	235.5	236.0	<b>236.4</b>
82	Stefano NEPA	ITA	HONDA	236.4	236.4	236.0	235.1	233.8	235.5	<b>236.4</b>
58	Luca LUNETTA	ITA	HONDA	236.0	235.1	235.1	234.2	233.3	234.7	<b>236.0</b>
21	Ruche MOODLEY	RSA	KTM	233.8	233.8	233.3	233.3	233.3	233.4	<b>233.8</b>

These data/results cannot be reproduced, stored and/or transmitted in whole or in part by any manner of electronic, mechanical, photocopying, recording, broadcasting or otherwise now known or herein after developed without the previous express consent by the copyright owner, except for reproduction in daily press and regular printed publications on sale to the public within 60 days of the event related to those data/results and always provided that copyright symbol appears together as follows below.

© DORNA, 2025

Official MotoGP Timing by [www.motogp.com](http://www.motogp.com)

Termas de Río Hondo, Saturday, March 15, 2025



Termas de Río Hondo

# CHRONOLOGICAL ANALYSIS OF PERFORMANCES

## GRAN PREMIO YPF ENERGÍA DE ARGENTINA

### FREE PRACTICE NR. 2

\* Lap / Sector time cancelled  
P Crossing the finish line in pit lane

T1 Time from finish line to 1st intermediate  
T2 Time from 1st intermed. to 2nd intermed.

T3 Time from 2nd intermed. to 3rd intermed.  
T4 Time from 3rd intermediate to finish line

Lap	Lap Time	T1	T2	T3	T4	Speed	Lap	Lap Time	T1	T2	T3	T4	Speed	
<b>1st</b>	<b>18</b>	<b>Matteo BERTELLE</b> LEVELUP-MTA ITA						9	<b>1'48.683</b>	29.162	27.623	26.864	25.034	230.3
		Runs=2	Total laps=14	Full laps=11	Valid laps=8		10	<b>1'48.688</b>	29.096	27.725	26.778	25.089	230.8	
1	2'04.872	29.752	28.262	26.964	25.134	233.8	11	1'48.609 *	29.122	27.605	26.847 *	25.035 *	229.9	
2	<b>1'47.627</b>	28.945	27.282	26.435	24.965	238.2	12	<b>1'48.789</b>	29.182	27.711	26.787	25.109	230.8	
3	<b>1'47.410</b>	28.825	27.105	26.439	25.041	241.9	13	1'53.830 P	29.181	27.607	26.626	30.416	232.5	
4	<b>1'47.450</b>	28.793	27.290	26.381	24.986	238.7	14	5'06.050 *	30.783	27.688	26.624 *	25.165 *	236.4	
5	<b>1'49.753</b>	28.877	29.208	26.635	25.033	239.1	15	<b>1'47.074</b>	28.789	27.173	26.360	24.752	236.4	
6	1'47.429 *	28.794	27.207	26.374 *	25.054 *	236.4								
7	<b>1'47.955</b>	28.866	27.436	26.476	25.177	234.7								
8	1'51.788 *	28.876	27.657	27.645 *	27.610 *	234.2								
9	<b>1'48.388</b>	28.958	27.402	26.805	25.223	235.5								
10	1'54.959 P	28.983	27.404	26.477 *	32.095	235.5								
11	7'13.387 *	28.571	27.221	26.323 *	24.833 *	236.9								
12	<b>1'46.303</b>	28.427	26.906	26.155	24.815	240.5								
13	1'47.938 *	28.580	28.013 *	26.330	25.015	238.2								
14	<b>1'46.809</b>	28.581	27.026	26.206	24.996	241.5								
<b>4th</b>	<b>99</b>	<b>Jose Antonio RUEDA</b> Red Bull KTM Ajo SPA												
		Runs=2	Total laps=14	Full laps=11	Valid laps=10									
1	2'08.840	28.271	28.316	26.855	25.370	236.0								
2	<b>1'48.372</b>	29.107	27.508	26.764	24.993	237.8								
3	<b>1'48.896</b>	29.510	27.544	26.692	25.150	240.1								
4	<b>1'48.279</b>	29.106	27.409	26.719	25.045	238.7								
5	<b>1'48.065</b>	29.027	27.349	26.541	25.148	238.7								
6	1'53.710 P	29.193	27.508	26.606	30.403	236.4								
7	7'09.612	29.950	27.497	26.647	24.915	234.7								
8	<b>1'47.250</b>	28.827	27.192	26.425	24.806	235.5								
9	<b>1'47.117</b>	28.807	27.255	26.256	24.799	235.1								
10	<b>1'47.613</b>	28.833	27.305	26.493	24.982	234.2								
11	<b>1'47.392</b>	28.858	27.201	26.392	24.941	234.7								
12	<b>1'47.866</b>	28.892	27.541	26.500	24.933	233.8								
13	1'47.895 *	28.844	27.392	26.505	25.154 *	234.2								
14	<b>1'48.215</b>	29.091	27.476	26.516	25.132	234.2								
<b>5th</b>	<b>54</b>	<b>Riccardo ROSSI</b> Rivacold Snipers Team ITA												
		Runs=3	Total laps=12	Full laps=7	Valid laps=4									
1	2'39.293 *	28.973	28.571	27.351 *	25.759 *	232.5								
2	1'49.298 *	29.583	27.739	26.665 *	25.311 *	236.4								
3	<b>1'48.385</b>	29.189	27.429	26.608	25.159	235.1								
4	<b>1'48.181</b>	28.986	27.375	26.671	25.149	236.4								
5	1'49.145 *	29.128	27.680	26.727 *	25.610 *	232.5								
6	1'55.137 P	29.097	27.584	26.634	31.822	236.4								
7	5'37.803	31.242	28.162	27.419	25.696	227.4								
8	<b>1'49.481</b>	29.391	27.787	26.955	25.348	229.5								
9	1'59.987 P	29.292	27.913	29.706 *	33.076	230.3								
10	6'11.548 *	37.595	28.029	26.633 *	26.333 *	229.5								
11	1'48.143 *	28.786	27.531 *	26.782 *	25.044 *	237.3								
12	<b>1'47.224</b>	28.782	27.064	26.401	24.977	235.5								
<b>6th</b>	<b>66</b>	<b>Joel KELSO</b> LEVELUP-MTA AUS												
		Runs=2	Total laps=16	Full laps=13	Valid laps=12									
1	2'28.421	29.015	27.855	27.063	25.365	234.2								

<b>Fastest Lap:</b> Matteo BERTELLE	ITA	LEVELUP-MTA	<b>1'46.303</b>	28.427	26.906	26.155	24.815
-------------------------------------	-----	-------------	-----------------	--------	--------	--------	--------

These data/results cannot be reproduced, stored and/or transmitted in whole or in part by any manner of electronic, mechanical, photocopying, recording, broadcasting or otherwise now known or herein after developed without the previous express consent by the copyright owner, except for reproduction in daily press and regular printed publications on sale to the public within 60 days of the event related to those data/results and always provided that copyright symbol appears together as follows below.

\* DORNA, 2025

Official MotoGP Timing by

www.motogp.com

Termas de Río Hondo, Saturday, March 15, 2025

Page 1 of 5

## Free Practice Nr. 2

## Moto3™

Lap	Lap Time	T1	T2	T3	T4	Speed	Lap	Lap Time	T1	T2	T3	T4	Speed
2	<b>1'48.796</b>	29.070	27.838	26.795	25.093	236.9	6	<b>1'48.019</b>	28.988	27.345	26.603	25.083	236.4
3	<b>1'48.031</b>	29.022	27.354	26.673	24.982	236.4	7	<b>1'47.975</b>	28.920	27.278	26.652	25.125	237.8
4	<b>1'47.796</b>	28.880	27.248	26.647	25.021	236.0	8	<b>1'59.363</b> P	29.731	28.732	28.470 *	32.430	225.4
5	1'47.987 *	28.878	27.271	26.704	25.134 *	237.3	9	7'28.499 *	29.547	27.604	26.737 *	25.236 *	232.9
6	<b>1'48.040</b>	29.010	27.202	26.574	25.254	239.6	10	1'47.626 *	28.688 *	27.246	26.630	25.062	234.7
7	<b>1'48.659</b>	29.262	27.587	26.626	25.184	236.0	11	<b>1'48.105</b>	29.107	27.300	26.601	25.097	235.1
8	<b>1'48.385</b>	29.051	27.415	26.652	25.267	237.3	12	<b>1'49.244</b>	28.821	27.285	27.705	25.433	234.7
9	<b>1'48.771</b>	29.131	27.376	26.793	25.471	235.1	13	<b>1'47.430</b>	<b>28.729</b>	27.241	<b>26.493</b>	24.967	235.1
10	<b>1'49.793</b>	29.309	27.889	27.020	25.575	231.6	14	<b>1'47.846</b>	28.935	27.379	26.592	<b>24.940</b>	234.7
11	1'58.943 P	29.424	27.561	29.645 *	32.313	233.8	<b>10th 36 Angel PIQUERAS</b> FRINSA - MT Helmets - SPA						
12	3'20.482	29.534	27.569	26.723	25.264	232.9	Runs=2 Total laps=14 Full laps=11 Valid laps=10						
13	<b>1'47.362</b>	<b>28.781</b>	<b>27.125</b>	<b>26.561</b>	<b>24.895</b>	236.0	1	2'03.421	29.091	28.188	27.331	25.626	234.7
14	<b>1'47.864</b>	28.862	27.144	26.764	25.094	236.0	2	<b>1'48.329</b>	29.001	27.454	<b>26.640</b>	25.234	236.9
15	<b>1'48.442</b>	29.275	27.272	26.775	25.120	235.5	3	<b>1'47.511</b>	28.939	27.184	<b>26.374</b>	<b>25.014</b>	<b>238.2</b>
16	<b>1'47.957</b>	28.944	27.297	26.671	25.045	235.5	4	<b>1'48.244</b>	28.865	27.410	26.533	25.436	238.2
<b>7th 19 Scott OGDEN</b> CIP Green Power GBR							5	<b>1'48.167</b>	28.854	27.195	26.838	25.280	238.2
Runs=2 Total laps=13 Full laps=10 Valid laps=7							6	<b>1'47.667</b>	28.809	27.151	26.555	25.152	238.2
1	2'20.705	29.341	28.170	32.951	26.039	230.8	7	<b>1'47.602</b>	28.851	27.161	26.467	25.123	235.5
2	<b>1'52.001</b>	29.351	27.921	27.545	27.184	232.0	8	<b>1'47.939</b>	28.841	27.185	26.641	25.272	235.1
3	<b>1'48.828</b>	29.048	27.500	26.741	25.539	239.1	9	1'55.197 P	29.703	27.771	27.063	30.660	234.7
4	<b>1'48.481</b>	29.182	27.208	26.790	25.301	239.1	10	6'53.166	29.275	28.058	27.234	25.397	231.6
5	1'49.216 *	29.228	27.464	26.746	25.778 *	235.5	11	<b>1'47.941</b>	28.930	27.209	26.611	25.191	236.0
6	<b>1'47.875</b>	28.964	27.296	26.584	<b>25.031</b>	237.8	12	<b>1'47.598</b>	28.810	27.147	26.421	25.220	235.1
7	1'48.501 *	28.842	27.255	26.882 *	25.522 *	237.8	13	2'00.229 *	28.805	36.373	28.923 *	26.128 *	235.1
8	1'56.520 P	29.177	27.454	26.913	32.976	230.3	14	<b>1'47.434</b>	<b>28.683</b>	<b>27.113</b>	26.415	25.223	234.2
9	8'40.065 *	31.184	28.262	26.852 *	26.423 *	238.7	<b>11th 6 Ryusei YAMANAKA</b> FRINSA - MT Helmets - JPN						
10	<b>1'47.585</b>	28.864	<b>27.096</b>	<b>26.410</b>	25.215	239.6	Runs=1 Total laps=17 Full laps=16 Valid laps=16						
11	<b>1'47.398</b>	<b>28.718</b>	27.196	26.435	25.049	236.9	1	2'06.241	29.481	27.894	27.255	25.355	236.4
12	1'50.300 *	29.024	28.462 *	27.636 *	25.178 *	238.7	2	<b>1'48.180</b>	29.117	27.464	26.649	24.950	237.8
13	<b>1'47.378</b>	28.747	27.164	26.416	25.051	<b>240.1</b>	3	<b>1'47.894</b>	28.961	27.266	26.688	24.979	238.2
<b>8th 31 Adrian FERNANDEZ</b> Leopard Racing SPA							4	<b>1'48.168</b>	29.155	27.437	26.546	25.030	236.9
Runs=2 Total laps=13 Full laps=10 Valid laps=9							5	<b>1'47.522</b>	28.878	27.234	26.432	24.978	238.2
1	2'39.644 *	29.596	27.843	26.828 *	25.894 *	237.3	6	<b>1'47.525</b>	28.885	<b>27.151</b>	<b>26.365</b>	25.124	<b>238.7</b>
2	<b>1'48.197</b>	28.999	27.544	26.613	25.041	<b>239.6</b>	7	<b>1'49.090</b>	29.370	27.565	26.860	25.295	236.0
3	<b>1'48.091</b>	29.037	27.317	26.810	24.927	237.8	8	<b>1'47.632</b>	28.954	27.410	26.378	24.890	237.8
4	<b>1'48.160</b>	29.092	27.400	26.680	24.988	237.3	9	<b>1'47.458</b>	<b>28.798</b>	27.380	26.476	<b>24.804</b>	235.5
5	1'48.332 *	28.947	27.611	26.664	25.110 *	236.4	10	<b>1'47.541</b>	28.812	27.300	26.535	24.894	236.0
6	1'56.240 P	29.128	27.361	26.840	32.911	236.4	11	<b>1'52.925</b>	29.588	28.466	27.974	26.897	221.4
7	7'35.181	30.422	27.788	26.814	25.098	235.5	12	<b>1'50.360</b>	28.991	27.307	27.005	27.057	235.1
8	<b>1'47.792</b>	28.981	27.362	26.526	24.923	235.5	13	<b>1'48.034</b>	29.095	27.357	26.529	25.053	238.2
9	<b>1'47.427</b>	28.934	27.309	<b>26.436</b>	<b>24.748</b>	235.1	14	<b>1'48.577</b>	28.889	27.393	26.686	25.609	238.2
10	<b>1'47.509</b>	28.958	27.318	26.458	24.775	235.5	15	<b>1'48.110</b>	29.057	27.188	26.695	25.170	237.8
11	<b>1'47.490</b>	<b>28.852</b>	27.284	26.576	24.778	235.5	16	<b>1'48.229</b>	29.061	27.366	26.645	25.157	236.4
12	<b>1'47.594</b>	28.935	<b>27.237</b>	26.557	24.865	236.0	17	<b>1'48.672</b>	29.088	27.356	26.788	25.440	236.4
13	<b>1'47.859</b>	29.005	27.243	26.599	25.012	236.0	<b>12th 73 Valentin PERRONE</b> Red Bull KTM Tech3 ARG						
<b>9th 83 Alvaro CARPE</b> Red Bull KTM Ajo SPA							Runs=2 Total laps=15 Full laps=12 Valid laps=9						
Runs=2 Total laps=14 Full laps=11 Valid laps=8							1	1'59.641	29.531	28.224	27.379	25.644	230.8
1	2'22.974 *	29.155	28.323	27.501 *	25.711 *	233.3	2	<b>1'49.897</b>	29.616	27.669	26.962	25.650	232.9
2	1'47.926 *	28.944	<b>27.233</b>	26.729	25.020 *	<b>238.7</b>	3	<b>1'49.904</b>	29.635	27.786	26.899	25.584	232.5
3	<b>1'48.197</b>	29.104	27.464	26.609	25.020	235.1	4	<b>1'49.081</b>	29.363	27.344	26.729	25.645	239.1
4	<b>1'48.649</b>	28.935	27.556	26.879	25.279	234.2	5	<b>1'49.825</b>	29.339	27.455	27.119	25.912	237.3
5	1'50.912 *	30.109	28.045	26.929 *	25.829 *	235.1	6	<b>1'49.976</b>	29.433	27.680	27.003	25.860	236.4
<b>Fastest Lap: Matteo BERTELLE</b> ITA LEVELUP-MTA <b>1'46.303</b> 28.427 26.906 26.155 24.815													

These data/results cannot be reproduced, stored and/or transmitted in whole or in part by any manner of electronic, mechanical, photocopying, recording, broadcasting or otherwise now known or herein after developed without the previous express consent by the copyright owner, except for reproduction in daily press and regular printed publications on sale to the public within 60 days of the event related to those data/results and always provided that copyright symbol appears together as follows below.

© DORNA, 2025

Official MotoGP Timing by  TISSOT

www.motogp.com

Termas de Río Hondo, Saturday, March 15, 2025

Page 2 of 5

## Free Practice Nr. 2

## Moto3™

Lap	Lap Time	T1	T2	T3	T4	Speed
7	1'56.246 P	29.814	27.742	27.161 *	31.529	232.9
8	5'13.239	34.097	29.957	26.774	25.112	224.1
9	1'52.573 *	29.105	27.712	28.829 *	26.927 *	232.5
10	<b>1'47.990</b>	28.936	27.273	26.614	25.167	236.4
11	<b>1'50.668</b>	31.580	27.617	26.472	24.999	236.4
12	<b>1'47.831</b>	28.813	27.173	26.420	25.425	240.1
13	1'49.125 *	29.406	27.269	27.196 *	25.254 *	236.9
14	<b>1'47.533</b>	28.765	27.085	26.597	25.086	239.6
15	2'05.900 *	29.417	27.327	43.175 *	25.981 *	236.4

13th 11		Adrián CRUCES		CIP Green Power		SPA
Runs=2	Total laps=13	Full laps=10	Valid laps=8			
1	2'10.734 *	28.285	27.836	27.193 *	25.567 *	235.1
2	<b>1'49.308</b>	29.373	27.651	26.820	25.464	234.7
3	<b>1'48.927</b>	29.240	27.458	26.771	25.458	233.8
4	<b>1'53.560</b>	30.307	29.055	28.187	26.011	229.9
5	1'54.719 *	29.293	27.741	28.491	29.194 *	232.0
6	<b>1'48.526</b>	29.050	27.517	26.631	25.328	234.7
7	<b>1'48.977</b>	29.051	27.485	26.587	25.854	232.9
8	1'57.877 P	29.874	28.079	27.526	32.398	229.5
9	8'36.548 *	30.176	27.756	26.359 *	25.003 *	239.1
10	<b>1'47.638</b>	28.751	27.221	26.455	25.211	240.1
11	1'48.568 *	29.123	27.734	26.580 *	25.131 *	231.2
12	<b>1'48.708</b>	29.006	27.393	26.846	25.463	238.2
13	<b>1'48.833</b>	29.322	27.604	26.634	25.273	233.8

14th 71		Dennis FOGGIA		CFMOTO Gaviota Aspar		ITA
Runs=2	Total laps=14	Full laps=11	Valid laps=10			
1	2'09.125	28.255	27.866	26.710	25.262	238.2
2	<b>1'47.984</b>	29.133	27.357	26.514	24.980	240.5
3	<b>1'48.204</b>	29.341	27.319	26.538	25.006	237.3
4	<b>1'47.988</b>	29.055	27.313	26.601	25.019	236.4
5	<b>1'48.260</b>	29.109	27.378	26.723	25.050	236.0
6	1'48.275 *	29.148	27.404	26.591	25.132 *	236.4
7	<b>1'48.036</b>	29.005	27.338	26.600	25.093	237.3
8	<b>1'48.231</b>	29.070	27.340	26.681	25.140	235.5
9	<b>1'48.087</b>	29.016	27.204	26.703	25.164	237.3
10	<b>1'47.738</b>	29.045	27.222	26.480	24.991	237.8
11	<b>1'49.446</b>	29.169	27.532	26.731	26.014	233.3
12	<b>1'48.345</b>	29.080	27.377	26.626	25.262	236.9
13	1'57.016 P	31.071	27.341	26.870	31.734	237.3
14	7'42.470	31.942	28.403	27.503	26.022	232.5

15th 94		Guido PINI		LIQUI MOLY Dynavolt		ITA
Runs=2	Total laps=13	Full laps=10	Valid laps=8			
1	2'22.184	29.971	31.522	27.680	26.606	223.3
2	<b>1'49.982</b>	29.608	27.800	27.013	25.561	236.0
3	<b>1'49.106</b>	29.286	27.561	26.836	25.423	237.3
4	<b>1'49.162</b>	29.314	27.505	26.967	25.376	238.2
5	1'49.331 *	29.336	27.520	26.909	25.566 *	238.2
6	<b>1'49.242</b>	29.383	27.462	27.052	25.345	236.9
7	<b>1'49.728</b>	29.593	27.505	27.073	25.557	236.0
8	1'56.874 P	29.438	27.618	28.360	31.458	238.2
9	8'35.491	32.296	27.997	26.844	26.306	236.4
10	<b>1'48.782</b>	29.113	27.482	26.733	25.454	236.0

Lap	Lap Time	T1	T2	T3	T4	Speed
11	<b>1'47.771</b>	28.954	27.132	26.637	25.048	238.7
12	1'48.116 *	28.854	27.160 *	26.938 *	25.164 *	236.4
13	<b>1'47.983</b>	28.917	27.247	26.650	25.169	237.8

16th 58		Luca LUNETTA		SIC58 Squadra Corse		ITA
Runs=1	Total laps=10	Full laps=9	Valid laps=9			
1	2'00.618	29.232	28.057	27.606	25.456	232.9
2	<b>1'49.382</b>	29.434	27.683	27.074	25.191	234.2
3	<b>1'48.582</b>	29.324	27.516	26.641	25.101	233.3
4	<b>1'48.218</b>	29.091	27.623	26.592	24.912	232.5
5	<b>1'48.345</b>	29.008	27.555	26.629	25.153	232.5
6	<b>1'50.797</b>	29.020	27.654	26.684	27.439	232.5
7	<b>1'48.182</b>	29.106	27.557	26.589	24.930	235.1
8	<b>1'48.048</b>	28.869	27.481	26.629	25.069	232.0
9	<b>1'48.158</b>	29.121	27.494	26.589	24.954	236.0
10	<b>1'47.856</b>	28.957	27.369	26.626	24.904	235.1
unfinished		28.950	27.328			232.9

17th 78		Joel ESTEBAN		Red Bull KTM Tech3		SPA
Runs=2	Total laps=13	Full laps=10	Valid laps=8			
1	2'03.560	28.614	28.145	27.179	25.594	232.9
2	<b>1'48.451</b>	29.095	27.413	26.702	25.241	236.9
3	<b>1'48.155</b>	28.926	27.228	26.757	25.244	236.9
4	<b>1'48.106</b>	28.788	27.347	26.681	25.290	240.5
5	<b>1'48.401</b>	28.782	27.659	26.677	25.283	235.1
6	<b>1'48.670</b>	29.450	27.396	26.488	25.336	236.9
7	<b>1'49.491</b>	29.689	27.797	26.782	25.223	235.1
8	<b>1'47.958</b>	28.945	27.399	26.490	25.124	236.0
9	1'50.078 *	29.195	27.675	26.699 *	26.509 *	235.1
10	1'55.264 P	28.969	27.685	26.651 *	31.959	235.5
11	7'59.356	28.564	28.115	27.093	25.600	232.5
12	<b>1'49.706</b>	29.270	27.917	26.830	25.689	232.5
13	1'52.893 *	29.546	27.933	28.951 *	26.463 *	233.8

18th 89		Marcos URIARTE		GRYD - Mlav Racing		SPA
Runs=2	Total laps=14	Full laps=11	Valid laps=9			
1	2'36.833 *	30.140	28.044	27.635 *	25.541 *	232.9
2	<b>1'49.185</b>	29.459	27.765	26.782	25.179	234.7
3	<b>1'48.604</b>	29.074	27.582	26.698	25.250	235.5
4	<b>1'48.453</b>	29.032	27.489	26.683	25.249	236.4
5	1'50.211 *	29.155	29.066	26.686 *	25.304 *	233.8
6	<b>1'49.681</b>	29.088	27.648	26.867	26.078	235.5
7	<b>1'48.627</b>	29.129	27.524	26.703	25.271	237.3
8	1'56.806 P	29.136	27.790	27.744	32.136	233.8
9	6'49.794	31.949	29.861	28.514	25.184	225.4
10	<b>1'48.084</b>	29.106	27.371	26.587	25.020	236.0
11	<b>1'49.849</b>	28.963	27.470	26.750	26.666	234.2
12	<b>1'48.511</b>	29.137	27.627	26.659	25.088	235.1
13	1'51.102 *	29.192	27.672	27.109 *	27.129 *	235.1
14	<b>1'48.359</b>	29.058	27.597	26.657	25.047	234.2

19th 10		Nicola CARRARO		Rivacold Snipers Team		ITA
Runs=1	Total laps=11	Full laps=9	Valid laps=7			
1	2'07.136	29.716	28.098	27.208	25.727	237.3
2	<b>1'49.789</b>	29.616	27.557	26.904	25.712	237.3

**Fastest Lap:** Matteo BERTELLE ITA LEVELUP-MTA **1'46.303** 28.427 26.906 26.155 24.815

These data/results cannot be reproduced, stored and/or transmitted in whole or in part by any manner of electronic, mechanical, photocopying, recording, broadcasting or otherwise now known or herein after developed without the previous express consent by the copyright owner, except for reproduction in daily press and regular printed publications on sale to the public within 60 days of the event related to those data/results and always provided that copyright symbol appears together as follows below.

\* DORNA, 2025

Official MotoGP Timing by  TISSOT

www.motogp.com

Termas de Río Hondo, Saturday, March 15, 2025

Page 3 of 5

## Free Practice Nr. 2

## Moto3™

Lap	Lap Time	T1	T2	T3	T4	Speed
3	1'49.130 *	29.690	27.434	26.651	25.355	239.6
4	1'48.684 *	29.328 *	27.427	26.671	25.258	237.8
5	1'48.469	29.124	27.357	26.526	25.462	240.1
6	1'48.184	29.145	27.283	26.432	25.324	238.7
7	1'49.159	29.328	27.505	26.902	25.424	234.7
8	1'49.629	29.503	27.492	26.843	25.791	234.7
9	1'49.811	29.620	27.487	27.036	25.668	235.1
10	1'49.762	29.584	27.565	26.954	25.659	234.7
11	2'00.483 P	29.668	27.752	28.063 *	35.000	234.2

20th 14		Cormac BUCHANAN		DENSSEI Racing - BOE		NZE
Runs=2	Total laps=12	Full laps=9	Valid laps=8			
1	2'40.681 *	28.766	28.274	26.866 *	25.552 *	233.8
2	1'48.663	29.348	27.628	26.629	25.058	236.0
3	1'48.192	29.237	27.445	26.585	24.925	236.0
4	1'48.338	29.126	27.665	26.592	24.955	234.7
5	1'48.198 *	28.895	27.414	26.696	25.193 *	236.0
6	1'48.638	29.038	27.582	26.600	25.418	235.5
7	1'49.144	29.158	27.521	26.872	25.593	235.1
8	1'54.910 P	29.281	27.522	26.852	31.255	236.4
9	9'21.904 *	30.668	29.174	28.875 *	25.715 *	224.5
10	1'49.898	29.436	27.853	27.100	25.509	231.6
11	1'50.376	29.442	27.849	27.236	25.849	231.6
12	1'50.681	29.647	27.892	27.325	25.817	232.0

21st 21		Ruche MOODLEY		DENSSEI Racing - BOE		RSA
Runs=1	Total laps=16	Full laps=15	Valid laps=12			
1	2'49.529	30.860	28.106	27.588	25.658	232.5
2	1'48.941	29.352	27.621	26.817	25.151	233.8
3	1'48.216	29.050	27.494	26.691	24.981	233.8
4	1'48.359	29.075	27.435	26.714	25.135	233.3
5	1'48.034 *	28.951	27.429	26.522	25.132 *	233.3
6	1'48.413	29.092	27.439	26.622	25.260	233.3
7	1'48.746	29.070	27.759	26.774	25.143	233.3
8	1'48.196	29.004	27.525	26.574	25.093	232.5
9	1'48.809	29.072	27.610	26.797	25.330	232.0
10	1'49.121 *	29.278 *	27.555	26.892	25.396	232.5
11	1'49.806	29.204	27.844	27.088	25.670	232.0
12	1'49.569	29.532	27.677	26.939	25.421	232.9
13	1'49.368	29.365	27.619	26.903	25.481	233.3
14	1'50.184 *	29.341	27.753	27.277 *	25.813 *	231.6
15	1'50.508	29.595	27.847	27.350	25.716	231.2
16	1'51.101	29.740	28.061	27.387	25.913	231.6

22nd 22		David ALMANSA		Leopard Racing		SPA
Runs=2	Total laps=7	Full laps=4	Valid laps=3			
1	2'36.672	30.134	27.959	27.696	25.475	233.3
2	1'49.057	29.561	27.455	26.834	25.207	236.0
3	1'48.659	29.237	27.486	26.799	25.137	236.0
4	1'48.394	29.052	27.400	26.759	25.183	236.4
5	1'49.805 *	29.224	28.454	26.702	25.425 *	208.1
6	1'55.834 P	29.214	27.290	26.899	32.431	239.6
7	5'06.985	30.241	30.152	26.872	25.556	208.5

Lap	Lap Time	T1	T2	T3	T4	Speed
<b>23rd 5</b>	<b>Tatchakorn BUASRI</b>	Honda Team Asia		THA		
Runs=2	Total laps=15	Full laps=12	Valid laps=8			
1	2'21.334	29.530	28.121	27.551	26.153	232.0
2	1'49.747	29.398	27.566	27.055	25.728	237.8
3	1'49.304 *	29.232	27.647	26.870 *	25.555 *	235.1
4	1'48.695	29.137	27.393	26.820	25.345	236.9
5	1'51.426 *	29.176	27.398	26.791	28.061 *	237.3
6	1'49.571 *	29.816	27.395	26.868 *	25.492 *	237.8
7	1'49.027	29.283	27.442	26.919	25.383	236.9
8	1'49.387	29.206	27.550	27.087	25.544	238.2
9	1'59.573 P	31.637	28.976	28.227	30.733	222.2
10	5'21.447	29.376	27.530	26.992	25.572	234.7
11	1'48.509	29.159	27.346	26.681	25.323	235.1
12	1'49.011 *	29.169	27.759	26.829 *	25.254 *	232.0
13	1'48.480	29.147	27.428	26.666	25.239	235.5
14	1'48.487	29.095	27.483	26.676	25.233	234.7
15	1'48.963	29.169	27.561	26.844	25.389	231.6

24th 72		Taiyo FURUSATO		Honda Team Asia		JPN
Runs=2	Total laps=14	Full laps=10	Valid laps=7			
1	2'38.680	29.819	28.355	27.296	25.781	234.7
2	1'49.361 *	29.401	27.755	26.770 *	25.435 *	235.5
3	1'48.519	29.160	27.444	26.739	25.176	236.4
4	1'48.878	29.163	27.890	26.726	25.099	236.9
5	1'48.085 *	28.996	27.351	26.670	25.068 *	236.0
6	1'48.754	29.074	27.480	26.891	25.309	236.9
7	1'48.774	29.205	27.570	26.749	25.250	233.3
8	1'57.130 P	29.203	28.546	27.667 *	31.714	232.9
9	7'00.881	29.172	27.744	26.955	25.370	233.3
10	1'48.648	29.139	27.451	26.827	25.231	234.7
11	1'48.964	29.125	27.932	26.725	25.182	232.5
12	1'48.389 *	29.075	27.520	26.615 *	25.179 *	233.8
13	1'48.510	29.070	27.560	26.629	25.251	233.8
14	2'16.385 P	29.281	30.414	39.709 *	36.981	212.3

25th 8		Eddie O'SHEA		GRYD - Mlav Racing		GBR
Runs=2	Total laps=14	Full laps=11	Valid laps=8			
1	2'19.732	30.534	28.670	28.564	26.278	230.3
2	1'50.838	29.997	27.946	27.394	25.501	232.9
3	1'50.225 *	29.566	27.707	27.501 *	25.451 *	232.5
4	1'49.391	29.400	27.500	27.168	25.323	236.9
5	1'49.378 *	29.184	27.545	26.794	25.855 *	236.0
6	1'49.278	29.187	27.523	27.146	25.422	237.3
7	1'49.313	29.370	27.639	27.066	25.238	233.8
8	1'48.918	29.177	27.503	26.984	25.254	237.3
9	1'55.594 P	29.234	27.636	27.036	31.688	234.2
10	7'04.059 *	28.817	27.801	27.043 *	26.723 *	234.7
11	1'48.813 *	29.191	27.711	26.692 *	25.219 *	235.5
12	1'48.603	29.096	27.509	26.874	25.124	232.9
13	1'50.740	29.273	28.452	27.114	25.901	216.8
14	1'48.563	29.091	27.607	26.810	25.055	232.5

26th 34		Jakob ROSENTHALER		CFMOTO Gaviota Aspar		AUT
Runs=2	Total laps=6	Full laps=3	Valid laps=6			
1	2'06.501	29.687	28.316	27.168	25.450	234.2

**Fastest Lap:** Matteo BERTELLE ITA LEVELUP-MTA 1'46.303 28.427 26.906 26.155 24.815

These data/results cannot be reproduced, stored and/or transmitted in whole or in part by any manner of electronic, mechanical, photocopying, recording, broadcasting or otherwise now known or herein after developed without the previous express consent by the copyright owner, except for reproduction in daily press and regular printed publications on sale to the public within 60 days of the event related to those data/results and always provided that copyright symbol appears together as follows below.

© DORNA, 2025

Official MotoGP Timing by  TISSOT

www.motogp.com

Termas de Río Hondo, Saturday, March 15, 2025

Page 4 of 5

## Free Practice Nr. 2

Moto3™

Lap	Lap Time	T1	T2	T3	T4	Speed	Lap	Lap Time	T1	T2	T3	T4	Speed
2	<b>1'48.859</b>	29.319	27.468	26.824	25.248	237.3							
3	<b>1'49.589</b>	29.455	27.776	26.814	25.544	234.7							
4	<b>1'48.775</b>	29.616	27.411	26.749	24.999	236.9							
	<b>unfinished</b>	29.234	27.505	26.741		236.0							
5	<b>1'55.510</b>	31.767	29.040	28.073	26.630	227.4							
6	<b>1'49.312</b>	29.518	27.541	26.641	25.612	234.7							

<b>Fastest Lap:</b> Matteo BERTELLE	ITA	LEVELUP-MTA	<b>1'46.303</b>	28.427	26.906	26.155	24.815
-------------------------------------	-----	-------------	-----------------	--------	--------	--------	--------

These data/results cannot be reproduced, stored and/or transmitted in whole or in part by any manner of electronic, mechanical, photocopying, recording, broadcasting or otherwise now known or herein after developed without the previous express consent by the copyright owner, except for reproduction in daily press and regular printed publications on sale to the public within 60 days of the event related to those data/results and always provided that copyright symbol appears together as follows below.

© DORNA, 2025

Official MotoGP Timing by  TISSOT

www.motogp.com

Termas de Río Hondo, Saturday, March 15, 2025

Page 5 of 5

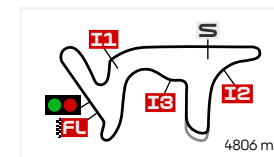




# BEST PARTIAL TIMES

## GRAN PREMIO YPF ENERGÍA DE ARGENTINA

### FREE PRACTICE NR. 2



Termas de Río Hondo

*IT* Ideal Lap Time, sum of the best partial times

*BT* Best Lap Time

Pos	T1		T2		T3		T4		Pos	Rider	IT	BT	
	Rider	Time	Rider	Time	Rider	Time	Rider	Time					
1	M.BERTELLE	28.427	M.BERTELLE	26.906	M.BERTELLE	26.155	A.FERNANDEZ	24.748	1	M.BERTELLE	1'46.303	1'46.303	(1)
2	<b>D.MUÑOZ</b>	<b>28.649</b>	<b>D.MUÑOZ</b>	<b>27.009</b>	<b>D.MUÑOZ</b>	<b>26.204</b>	<b>S.NEPA</b>	<b>24.752</b>	2	D.MUÑOZ	1'46.779	1'47.044	(2)
3	A.PIQUERAS	28.683	R.ROSSI	27.064	J.RUEDA	26.256	J.RUEDA	24.799	3	J.RUEDA	1'47.054	1'47.117	(4)
4	<b>S.OGDEN</b>	<b>28.718</b>	<b>V.PERRONE</b>	<b>27.085</b>	<b>S.NEPA</b>	<b>26.360</b>	<b>R.YAMANAKA</b>	<b>24.804</b>	4	S.NEPA	1'47.074	1'47.074	(3)
5	A.CARPE	28.729	S.OGDEN	27.096	R.YAMANAKA	26.365	M.BERTELLE	24.815	5	R.YAMANAKA	1'47.118	1'47.458	(11)
6	<b>A.CRUCES</b>	<b>28.751</b>	<b>A.PIQUERAS</b>	<b>27.113</b>	<b>A.PIQUERAS</b>	<b>26.374</b>	<b>J.KELSO</b>	<b>24.895</b>	6	A.PIQUERAS	1'47.184	1'47.434	(10)
7	V.PERRONE	28.765	J.KELSO	27.125	R.ROSSI	26.401	L.LUNETTA	24.904	7	R.ROSSI	1'47.224	1'47.224	(5)
8	<b>J.KELSO</b>	<b>28.781</b>	<b>G.PINI</b>	<b>27.132</b>	<b>S.OGDEN</b>	<b>26.410</b>	<b>D.MUÑOZ</b>	<b>24.917</b>	8	S.OGDEN	1'47.255	1'47.378	(7)
9	R.ROSSI	28.782	R.YAMANAKA	27.151	V.PERRONE	26.420	C.BUCHANAN	24.925	9	V.PERRONE	1'47.269	1'47.533	(12)
10	<b>J.ESTEBAN</b>	<b>28.782</b>	<b>S.NEPA</b>	<b>27.173</b>	<b>N.CARRARO</b>	<b>26.432</b>	<b>A.CARPE</b>	<b>24.940</b>	10	A.FERNANDEZ	1'47.273	1'47.427	(8)
11	S.NEPA	28.789	J.RUEDA	27.192	A.FERNANDEZ	26.436	R.ROSSI	24.977	11	J.KELSO	1'47.362	1'47.362	(6)
12	<b>R.YAMANAKA</b>	<b>28.798</b>	<b>D.FOGGIA</b>	<b>27.204</b>	<b>A.CRUCES</b>	<b>26.455</b>	<b>D.FOGGIA</b>	<b>24.980</b>	12	A.CARPE	1'47.395	1'47.430	(9)
13	J.RUEDA	28.807	A.CRUCES	27.221	D.FOGGIA	26.480	R.MOODLEY	24.981	13	J.ESTEBAN	1'47.622	1'47.958	(17)
14	<b>A.FERNANDEZ</b>	<b>28.852</b>	<b>J.ESTEBAN</b>	<b>27.228</b>	<b>J.ESTEBAN</b>	<b>26.488</b>	<b>J.ROSENTHALE</b>	<b>24.999</b>	14	A.CRUCES	1'47.638	1'47.638	(13)
15	G.PINI	28.854	A.CARPE	27.233	A.CARPE	26.493	V.PERRONE	24.999	15	D.FOGGIA	1'47.669	1'47.738	(14)
16	<b>L.LUNETTA</b>	<b>28.869</b>	<b>A.FERNANDEZ</b>	<b>27.237</b>	<b>R.MOODLEY</b>	<b>26.522</b>	<b>A.PIQUERAS</b>	<b>25.014</b>	16	G.PINI	1'47.671	1'47.771	(15)
17	C.BUCHANAN	28.895	N.CARRARO	27.283	J.KELSO	26.561	M.URIARTE	25.020	17	L.LUNETTA	1'47.690	1'47.856	(16)
18	<b>R.MOODLEY</b>	<b>28.951</b>	<b>D.ALMANSA</b>	<b>27.290</b>	<b>C.BUCHANAN</b>	<b>26.585</b>	<b>S.OGDEN</b>	<b>25.031</b>	18	C.BUCHANAN	1'47.819	1'48.192	(20)
19	M.URIARTE	28.963	L.LUNETTA	27.328	M.URIARTE	26.587	G.PINI	25.048	19	R.MOODLEY	1'47.883	1'48.196	(21)
20	<b>T.FURUSATO</b>	<b>28.996</b>	<b>T.BUASRI</b>	<b>27.346</b>	<b>L.LUNETTA</b>	<b>26.589</b>	<b>E.O'SHEA</b>	<b>25.055</b>	20	M.URIARTE	1'47.941	1'48.084	(18)
21	D.FOGGIA	29.005	T.FURUSATO	27.351	T.FURUSATO	26.629	T.FURUSATO	25.099	21	T.FURUSATO	1'48.075	1'48.510	(24)
22	<b>D.ALMANSA</b>	<b>29.052</b>	<b>M.URIARTE</b>	<b>27.371</b>	<b>G.PINI</b>	<b>26.637</b>	<b>J.ESTEBAN</b>	<b>25.124</b>	22	N.CARRARO	1'48.097	1'48.184	(19)
23	E.O'SHEA	29.091	J.ROSENTHALER	27.411	J.ROSENTHALER	26.641	D.ALMANSA	25.137	23	D.ALMANSA	1'48.181	1'48.394	(22)
24	<b>T.BUASRI</b>	<b>29.095</b>	<b>C.BUCHANAN</b>	<b>27.414</b>	<b>T.BUASRI</b>	<b>26.666</b>	<b>A.CRUCES</b>	<b>25.211</b>	24	J.ROSENTHALER	1'48.285	1'48.775	(26)
25	N.CARRARO	29.124	R.MOODLEY	27.429	D.ALMANSA	26.702	T.BUASRI	25.233	25	T.BUASRI	1'48.340	1'48.480	(23)

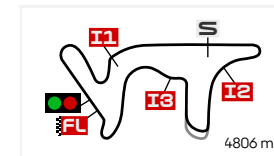
These data/results cannot be reproduced, stored and/or transmitted in whole or in part by any manner of electronic, mechanical, photocopying, recording, broadcasting or otherwise now known or herein after developed without the previous express consent by the copyright owner, except for reproduction in daily press and regular printed publications on sale to the public within 60 days of the event related to those data/results and always provided that copyright symbol appears together as follows below.

© DORNA, 2025

## BEST PARTIAL TIMES

GRAN PREMIO YPF ENERGÍA DE ARGENTINA

FREE PRACTICE NR. 2



Termas de Río Hondo

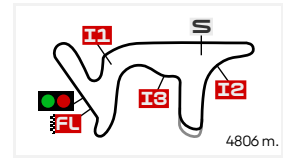
**IT** Ideal Lap Time, sum of the best partial times

**BT** Best Lap Time

Pos	<b>T1</b>		<b>T2</b>		<b>T3</b>		<b>T4</b>		Pos	Rider	IT	BT
	Rider	Time	Rider	Time	Rider	Time	Rider	Time				
26	J.ROSENTHALE	29.234	E.O'SHEA	27.500	E.O'SHEA	26.794	N.CARRARO	25.258	26	E.O'SHEA	1'48.440	1'48.563 (25)

These data/results cannot be reproduced, stored and/or transmitted in whole or in part by any manner of electronic, mechanical, photocopying, recording, broadcasting or otherwise now known or herein after developed without the previous express consent by the copyright owner, except for reproduction in daily press and regular printed publications on sale to the public within 60 days of the event related to those data/results and always provided that copyright symbol appears together as follows below.

© DORNA, 2025



Termas de Río Hondo

# FASTEST LAPS SEQUENCE

## GRAN PREMIO YPF ENERGÍA DE ARGENTINA

### FREE PRACTICE NR. 2

Practice Time	#	Rider	Nation	Motorcycle	Time	Km/h	Rider's Lap
<b>3'49.538</b>	73	<b>Valentin PERRONE</b>	ARG	KTM	<b>1'49.897</b>	157.4	2
<b>3'50.000</b>	58	<b>Luca LUNETTA</b>	ITA	HONDA	<b>1'49.382</b>	158.1	2
<b>3'51.750</b>	36	<b>Angel PIQUERAS</b>	SPA	KTM	<b>1'48.329</b>	159.7	2
<b>3'52.499</b>	18	<b>Matteo BERTELLE</b>	ITA	KTM	<b>1'47.627</b>	160.7	2
<b>5'39.261</b>	36	<b>Angel PIQUERAS</b>	SPA	KTM	<b>1'47.511</b>	160.9	3
<b>5'39.909</b>	18	<b>Matteo BERTELLE</b>	ITA	KTM	<b>1'47.410</b>	161.0	3
<b>20'13.024</b>	99	<b>Jose Antonio RUEDA</b>	SPA	KTM	<b>1'47.250</b>	161.3	8
<b>22'00.141</b>	99	<b>Jose Antonio RUEDA</b>	SPA	KTM	<b>1'47.117</b>	161.5	9
<b>25'39.016</b>	64	<b>David MUÑOZ</b>	SPA	KTM	<b>1'47.044</b>	161.6	10
<b>27'27.321</b>	18	<b>Matteo BERTELLE</b>	ITA	KTM	<b>1'46.303</b>	162.7	12

These data/results cannot be reproduced, stored and/or transmitted in whole or in part by any manner of electronic, mechanical, photocopying, recording, broadcasting or otherwise now known or herein after developed without the previous express consent by the copyright owner, except for reproduction in daily press and regular printed publications on sale to the public within 60 days of the event related to those data/results and always provided that copyright symbol appears together as follows below.

© DORNA, 2025

Official MotoGP Timing by

[www.motogp.com](http://www.motogp.com)

Termas de Río Hondo, Saturday, March 15, 2025