

Termas de Río Hondo

CLASSIFICATION AFTER 21 LAPS = 100.926 KM

GRAN PREMIO YPF ENERGÍA DE ARGENTINA

RACE

Pos	Pts	#	Rider	Nation	Team	Motorcycle	Total Time	Km/h	Gap
1	25	96	Jake DIXON	GBR	ELF Marc VDS Racing Team	BOSCOSCURO	35'48.793	169.0	
2	20	18	Manuel GONZALEZ	SPA	LIQUI MOLY Dynavolt Intact GP	KALEX	35'52.318	168.8	3.525
3	16	13	Celestino VIETTI	ITA	Team HDR Heidrun	BOSCOSCURO	35'58.891	168.2	10.098
4	13	44	Aron CANET	SPA	Fantic Racing LINO SONEGO	KALEX	35'59.301	168.2	10.508
5	11	24	Marcos RAMIREZ	SPA	OnlyFans American Racing Team	KALEX	35'59.802	168.2	11.009
6	10	15	Darryn BINDER	RSA	ITALJET Gresini Moto2	KALEX	36'03.202	167.9	14.409
7	9	11	Alex ESCRIG	SPA	KLINT Forward Factory Team	FORWARD	36'05.466	167.7	16.673
8	8	21	Alonso LOPEZ	SPA	Team HDR Heidrun	BOSCOSCURO	36'06.166	167.7	17.373
9	7	27	Daniel HOLGADO	SPA	CFMOTO Inde Aspar Team	KALEX	36'07.828	167.6	19.035
10	6	75	Albert ARENAS	SPA	ITALJET Gresini Moto2	KALEX	36'08.159	167.5	19.366
11	5	14	Tony ARBOLINO	ITA	BLU CRU Pramac Yamaha Moto2	BOSCOSCURO	36'09.377	167.4	20.584
12	4	7	Barry BALTUS	BEL	Fantic Racing LINO SONEGO	KALEX	36'10.228	167.4	21.435
13	3	81	Senna AGIUS	AUS	LIQUI MOLY Dynavolt Intact GP	KALEX	36'11.239	167.3	22.446
14	2	53	Deniz ÖNCÜ	TUR	Red Bull KTM Ajo	KALEX	36'12.009	167.2	23.216
15	1	28	Izan GUEVARA	SPA	BLU CRU Pramac Yamaha Moto2	BOSCOSCURO	36'12.095	167.2	23.302
16		16	Joe ROBERTS	USA	OnlyFans American Racing Team	KALEX	36'14.577	167.0	25.784
17		84	Zonta VD GOORBERGH	NED	RW - Idrofoglia Racing GP	KALEX	36'14.775	167.0	25.982
18		71	Ayumu SASAKI	JPN	RW - Idrofoglia Racing GP	KALEX	36'18.018	166.8	29.225
19		4	Ivan ORTOLA	SPA	QJMOTOR - FRINSA - MSI	BOSCOSCURO	36'18.113	166.8	29.320
20		80	David ALONSO	COL	CFMOTO Inde Aspar Team	KALEX	36'18.311	166.7	29.518
21		9	Jorge NAVARRO	SPA	KLINT Forward Factory Team	FORWARD	36'23.563	166.3	34.770
22		66	Oscar GUTIERREZ	SPA	QJMOTOR - FRINSA - MSI	BOSCOSCURO	36'32.702	165.7	43.909
23		92	Yuki KUNII	JPN	Idemitsu Honda Team Asia	KALEX	36'32.950	165.6	44.157
24		95	Collin VEIJER	NED	Red Bull KTM Ajo	KALEX	36'39.214	165.2	50.421
Not classified									
		64	Mario AJI	INA	Idemitsu Honda Team Asia	KALEX	22'21.134	167.7	8 laps
		12	Filip SALAC	CZE	ELF Marc VDS Racing Team	BOSCOSCURO	23'05.126	149.8	9 laps
		10	Diogo MOREIRA	BRA	Italtrans Racing Team	KALEX	21'41.720	146.2	10 laps
Not finished first lap									
		99	Adrian HUERTAS	SPA	Italtrans Racing Team	KALEX			

The results are provisional until the end of the limit for protest and appeals.

Time limit for protest expires 60' after publication of the results - **Nicolas TORTONE** Time: **14:05**

These data/results cannot be reproduced, stored and/or transmitted in whole or in part by any manner of electronic, mechanical, photocopying, recording, broadcasting or otherwise now known or herein after developed without the previous express consent by the copyright owner, except for reproduction in daily press and regular printed publications on sale to the public within 60 days of the event related to those data/results and always provided that copyright symbol appears together as follows below.

© DORNA, 2025

Official MotoGP Timing by

www.motogp.com

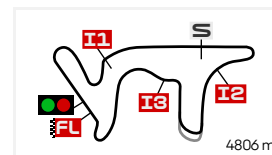
Termas de Río Hondo, Sunday, March 16, 2025

Page 1 of 2

CLASSIFICATION AFTER 21 LAPS = 100.926 KM

GRAN PREMIO YPF ENERGÍA DE ARGENTINA

RACE



Termas de Río Hondo

Pos	Pts	#	Rider	Nation	Team	Motorcycle	Total Time	Km/h	Gap
-----	-----	---	-------	--------	------	------------	------------	------	-----

Race condition: Dry Air: 25° Humidity: 68% Ground: 35°	Pole Position:	Manuel GONZALEZ	1'40.870	171.5 Km/h
	Fastest Lap (New record):	Lap 7 Jake DIXON	1'41.639	170.2 Km/h
	Best Race Lap:	2022 Celestino VIETTI	1'42.829	168.2 Km/h
	All-Time Lap Record:	2025 Manuel GONZALEZ	1'40.870	171.5 Km/h

13:00'11

13:05'20

13:15'09
13:17'45

13:18'17 Adrian HUERTAS

13:20'15

13:26'37 Diogo MOREIRA

13:29'02 Diogo MOREIRA

13:35'47 Filip SALAC

13:39'26 Diogo MOREIRA

13:39'33 Filip SALAC

13:40'33 Mario AJI

13:40'50 Filip SALAC

SIGHTING LAP START

All bikes on grid

WARM UP LAP START
RACE START

crashed out - Rider OK

No jump starts

entered pits

re-joined race

crashed out - Rider OK

entered pits and retired

re-joined race

crashed out - Rider OK

entered pits and retired

The results are provisional until the end of the limit for protest and appeals.

 Time limit for protest expires 60' after publication of the results - **Nicolas TORTONE** Time: **14:05**

These data/results cannot be reproduced, stored and/or transmitted in whole or in part by any manner of electronic, mechanical, photocopying, recording, broadcasting or otherwise now known or herein after developed without the previous express consent by the copyright owner, except for reproduction in daily press and regular printed publications on sale to the public within 60 days of the event related to those data/results and always provided that copyright symbol appears together as follows below.

© DORNA, 2025

Official MotoGP Timing by

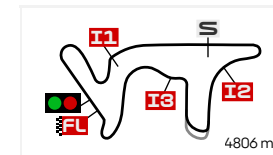
www.motogp.com

Termas de Río Hondo, Sunday, March 16, 2025

Page 2 of 2

WORLD CHAMPIONSHIP CLASSIFICATION

GRAN PREMIO YPF ENERGÍA DE ARGENTINA



Termas de Río Hondo

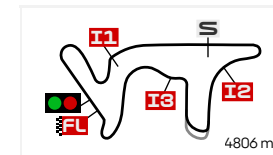
Rider	Nation	Points	Leader	Previous	THA	ARG	AME	QAT	SPA	FRA	GBR	ARA	ITA	NED	GER	CZE	AUT	HUN	CAT	RSM	JPN	INA	AUS	MAL	POR	VAL
1 GONZALEZ Manuel	SPA	45			25	20																				
2 DIXON Jake	GBR	34	11	11	9	25																				
3 CANET Aron	SPA	33	12	1	20	13																				
4 RAMIREZ Marcos	SPA	22	23	11	11	11																				
5 AGIUS Senna	AUS	19	26	3	16	3																				
6 VIETTI Celestino	ITA	16	29	3	-	16																				
7 HOLGADO Daniel	SPA	15	30	1	8	7																				
8 BALTUS Barry	BEL	14	31	1	10	4																				
9 LOPEZ Alonso	SPA	14	31	0	6	8																				
10 MOREIRA Dioqo	BRA	13	32	1	13	-																				
11 ARENAS Albert	SPA	11	34	2	5	6																				
12 BINDER Darryn	RSA	10	35	1	0	10																				
13 ESCRIG Alex	SPA	9	36	1	-	9																				
14 ARBOLINO Tony	ITA	8	37	1	3	5																				
15 SALAC Filip	CZE	7	38	1	7	-																				
16 ÖNCÜ Deniz	TUR	6	39	1	4	2																				
17 HUERTAS Adrian	SPA	2	43	4	2	-																				
18 GUEVARA Izan	SPA	1	44	1	0	1																				
19 AJI Mario	INA	1	44	0	1	-																				
20 ROBERTS Joe	USA	0	45	1	0	0																				
21 VD GOORBERGH Zonta	NED	0	45	0	0	0																				

These data/results cannot be reproduced, stored and/or transmitted in whole or in part by any manner of electronic, mechanical, photocopying, recording, broadcasting or otherwise now known or herein after developed without the previous express consent by the copyright owner, except for reproduction in daily press and regular printed publications on sale to the public within 60 days of the event related to those data/results and always provided that copyright symbol appears together as follows below.

© DORNA, 2025

WORLD CHAMPIONSHIP CLASSIFICATION

GRAN PREMIO YPF ENERGÍA DE ARGENTINA



Termas de Río Hondo

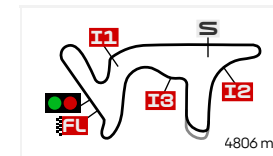
Rider	Nation	Points	Leader	Previous	THA	ARG	AME	QAT	SPA	FRA	GBR	ARA	ITA	NED	GER	CZE	AUT	HUN	CAT	RSM	JPN	INA	AUS	MAL	POR	VAL
22 SAKAI Ayumu	JPN	0	45	0	0	0																				
23 ORTOLA Ivan	SPA	0	45	0	0	0																				
24 KUNII Yuki	JPN	0	45	0	0	0																				
25 ALONSO David	COL	0	45	0	0	0																				
26 VEIJER Collin	NED	0	45	0	0	0																				
27 NAVARRO Jorge	SPA	0	45	0	-	0																				
28 GUTIERREZ Oscar	SPA	0	45	0	0	0																				

These data/results cannot be reproduced, stored and/or transmitted in whole or in part by any manner of electronic, mechanical, photocopying, recording, broadcasting or otherwise now known or herein after developed without the previous express consent by the copyright owner, except for reproduction in daily press and regular printed publications on sale to the public within 60 days of the event related to those data/results and always provided that copyright symbol appears together as follows below.

© DORNA, 2025

WORLD CHAMPIONSHIP CLASSIFICATION

GRAN PREMIO YPF ENERGÍA DE ARGENTINA



Termas de Río Hondo

Constructor	Points	Leader	Previous	THA	ARG	AME	QAT	SPA	FRA	GBR	ARA	ITA	NED	GER	CZE	AUT	HUN	CAT	RSM	JPN	INA	AUS	MAL	POR	VAL
1 KALEX	45			25	20																				
2 BOSCOCURO	34	11	11	9	25																				
3 FORWARD	9	36	25	-	9																				

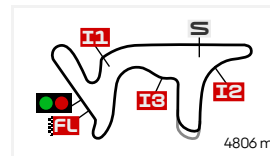
Team	Points	Leader	Previous	THA	ARG	AME	QAT	SPA	FRA	GBR	ARA	ITA	NED	GER	CZE	AUT	HUN	CAT	RSM	JPN	INA	AUS	MAL	POR	VAL
1 LIQUI MOLY Dynavolt Intact GP	64			41	23																				
2 Fantic Racing LINO SONEGO	47	17	17	30	17																				
3 ELF Marc VDS Racing Team	41	23	6	16	25																				
4 Team HDR Heidrun	30	34	11	6	24																				
5 OnlyFans American Racing Team	22	42	8	11	11																				
6 ITALJET Gresini Moto2	21	43	1	5	16																				
7 Italtrans Racing Team	15	49	6	15	-																				
8 CFMOTO Inde Aspar Team	15	49	0	8	7																				
9 KLINT Forward Factory Team	9	55	6	-	9																				
10 BLU CRU Pramac Yamaha Moto2	9	55	0	3	6																				
11 Red Bull KTM Ajo	6	58	3	4	2																				
12 IDEMITSU Honda Team Asia	1	63	5	1	-																				

These data/results cannot be reproduced, stored and/or transmitted in whole or in part by any manner of electronic, mechanical, photocopying, recording, broadcasting or otherwise now known or herein after developed without the previous express consent by the copyright owner, except for reproduction in daily press and regular printed publications on sale to the public within 60 days of the event related to those data/results and always provided that copyright symbol appears together as follows below.

© DORNA, 2025

LAP CHART

GRAN PREMIO YPF ENERGÍA DE ARGENTINA RACE



Termas de Río Hondo

Pos	1	2	3	4	5	6	7	8	9	10	11	12	13	14	15	16	17	18	19	20	21	22	23	24	25	26	27	28	
Grid	18	96	24	11	10	12	21	15	13	44	84	14	64	27	7	16	99	75	53	80	71	81	28	4	95	9	92	66	
	1	96	18	12	24	44	13	10	15	21	27	14	28	75	11	64	81	16	4	7	80	84	71	53	95	92	9	66	
	2	96	12	18	24	44	13	15	21	10	27	14	28	75	11	64	81	4	16	71	7	53	80	84	95	9	92	66	
	3	96	18	12	44	24	15	13	21	27	28	14	10	75	11	64	81	16	71	53	4	7	84	80	9	95	66	92	
	4	96	18	12	24	44	15	13	21	28	27	14	75	11	64	10	81	16	71	7	4	53	84	80	9	66	95	92	
	5	96	18	12	24	44	15	13	21	28	27	75	14	11	64	81	71	16	7	4	53	84	80	9	66	95	92	10	
	6	96	18	24	12	44	15	13	21	27	75	28	14	11	64	81	71	7	16	53	4	84	80	9	66	95	92	<input type="checkbox"/>	10
	7	96	18	24	44	12	13	15	21	27	75	14	28	11	64	81	7	71	16	53	4	84	80	9	66	95	92	<input type="checkbox"/>	10
	8	96	18	44	24	12	13	15	21	75	27	14	11	64	28	81	7	16	71	53	4	84	80	9	66	95	92	<input type="checkbox"/>	10
	9	96	18	44	24	12	13	15	21	14	75	27	11	64	28	7	81	16	71	53	4	84	80	9	66	92	95	<input type="checkbox"/>	10
	10	96	18	44	12	24	13	15	21	14	27	75	11	64	28	7	81	16	71	53	4	84	80	9	66	92	95	<input type="checkbox"/>	10
L	11	96	18	44	13	15	24	21	14	27	75	11	64	28	7	81	71	16	53	84	4	80	9	66	92	95	<input type="checkbox"/>	12	<input type="checkbox"/>
a	12	96	18	44	13	15	24	21	14	27	11	75	64	28	7	81	53	16	71	84	4	80	9	66	92	95	<input type="checkbox"/>	12	<input type="checkbox"/>
p	13	96	18	13	44	24	15	21	14	27	11	75	64	7	28	81	53	16	71	84	4	80	9	92	66	95			
s	14	96	18	13	44	24	15	14	21	27	11	75	28	7	81	53	16	71	84	4	80	9	92	66	95				
	15	96	18	44	13	24	15	14	21	27	11	75	28	7	81	53	16	71	84	4	80	9	66	92	95				
	16	96	18	44	13	24	15	21	14	11	27	75	7	28	81	53	16	71	84	4	80	9	66	92	95				
	17	96	18	13	44	24	15	21	11	14	27	75	7	28	81	53	16	71	84	4	80	9	66	92	95				
	18	96	18	13	44	24	15	21	11	75	14	27	7	28	81	53	16	84	71	4	80	9	66	92	95				
	19	96	18	13	44	24	15	21	11	75	27	14	7	81	53	28	16	84	71	4	80	9	66	92	95				
	20	96	18	13	44	24	15	11	21	75	27	14	7	81	53	28	16	84	71	4	80	9	66	92	95				
	21	96	18	13	44	24	15	11	21	27	75	14	7	81	53	28	16	84	71	4	80	9	66	92	95				

Winner Lapped rider

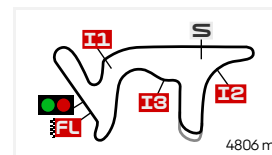
These data/results cannot be reproduced, stored and/or transmitted in whole or in part by any manner of electronic, mechanical, photocopying, recording, broadcasting or otherwise now known or herein after developed without the previous express consent by the copyright owner, except for reproduction in daily press and regular printed publications on sale to the public within 60 days of the event related to those data/results and always provided that copyright symbol appears together as follows below.

© DORNA, 2025

Official MotoGP Timing by **TISSOT**

www.motogp.com

Termas de Río Hondo, Sunday, March 16, 2025



Termas de Río Hondo

FASTEST LAP OF EACH RIDER

GRAN PREMIO YPF ENERGÍA DE ARGENTINA RACE

#	Rider	Nation	Team	Motorcycle	Time	Lap Total	Gap
1	96 Jake DIXON	GBR	ELF Marc VDS Racing Team	BOSCOSCURO	1'41.639	7 21	
2	18 Manuel GONZALEZ	SPA	LIQUI MOLY Dynavolt Intact GP	KALEX	1'41.969	7 21	0.330 0.330
3	15 Darryn BINDER	RSA	ITALJET Gresini Moto2	KALEX	1'42.113	2 21	0.474 0.144
4	13 Celestino VIETTI	ITA	Team HDR Heidrun	BOSCOSCURO	1'42.166	8 21	0.527 0.053
5	24 Marcos RAMIREZ	SPA	OnlyFans American Racing Team	KALEX	1'42.275	4 21	0.636 0.109
6	12 Filip SALAC	CZE	ELF Marc VDS Racing Team	BOSCOSCURO	1'42.289	4 12	0.650 0.014
7	44 Aron CANET	SPA	Fantic Racing LINO SONEGO	KALEX	1'42.290	7 21	0.651 0.001
8	64 Mario AJI	INA	Idemitsu Honda Team Asia	KALEX	1'42.426	10 13	0.787 0.136
9	27 Daniel HOLGADO	SPA	CFMOTO Inde Aspar Team	KALEX	1'42.432	6 21	0.793 0.006
10	21 Alonso LOPEZ	SPA	Team HDR Heidrun	BOSCOSCURO	1'42.446	2 21	0.807 0.014
11	11 Alex ESCRIG	SPA	KLINT Forward Factory Team	FORWARD	1'42.451	6 21	0.812 0.005
12	75 Albert ARENAS	SPA	ITALJET Gresini Moto2	KALEX	1'42.498	4 21	0.859 0.047
13	28 Izan GUEVARA	SPA	BLU CRU Pramac Yamaha Moto2	BOSCOSCURO	1'42.538	3 21	0.899 0.040
14	14 Tony ARBOLINO	ITA	BLU CRU Pramac Yamaha Moto2	BOSCOSCURO	1'42.540	4 21	0.901 0.002
15	53 Deniz ÖNCÜ	TUR	Red Bull KTM Ajo	KALEX	1'42.628	3 21	0.989 0.088
16	7 Barry BALTUS	BEL	Fantic Racing LINO SONEGO	KALEX	1'42.639	6 21	1.000 0.011
17	16 Joe ROBERTS	USA	OnlyFans American Racing Team	KALEX	1'42.673	8 21	1.034 0.034
18	81 Senna AGIUS	AUS	LIQUI MOLY Dynavolt Intact GP	KALEX	1'42.818	7 21	1.179 0.145
19	10 Diogo MOREIRA	BRA	Italtrans Racing Team	KALEX	1'42.882	2 11	1.243 0.064
20	71 Ayumu SASAKI	JPN	RW - Idrofoglia Racing GP	KALEX	1'42.946	3 21	1.307 0.064
21	9 Jorge NAVARRO	SPA	KLINT Forward Factory Team	FORWARD	1'42.979	7 21	1.340 0.033
22	84 Zonta VD GOORBERGH	NED	RW - Idrofoglia Racing GP	KALEX	1'43.016	16 21	1.377 0.037
23	80 David ALONSO	COL	CFMOTO Inde Aspar Team	KALEX	1'43.079	7 21	1.440 0.063
24	4 Ivan ORTOLA	SPA	QJMOTOR - FRINSA - MSI	BOSCOSCURO	1'43.123	2 21	1.484 0.044
25	92 Yuki KUNII	JPN	Idemitsu Honda Team Asia	KALEX	1'43.629	12 21	1.990 0.506
26	66 Oscar GUTIERREZ	SPA	QJMOTOR - FRINSA - MSI	BOSCOSCURO	1'43.834	4 21	2.195 0.205
27	95 Collin VEIJER	NED	Red Bull KTM Ajo	KALEX	1'44.144	2 21	2.505 0.310

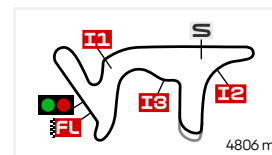
These data/results cannot be reproduced, stored and/or transmitted in whole or in part by any manner of electronic, mechanical, photocopying, recording, broadcasting or otherwise now known or herein after developed without the previous express consent by the copyright owner, except for reproduction in daily press and regular printed publications on sale to the public within 60 days of the event related to those data/results and always provided that copyright symbol appears together as follows below.

© DORNA, 2025

Official MotoGP Timing by

www.motogp.com

Termas de Río Hondo, Sunday, March 16, 2025



Termas de Río Hondo

EVENT BEST MAXIMUM SPEED

GRAN PREMIO YPF ENERGÍA DE ARGENTINA

RACE

#	Rider	Nation	Team	Motorcycle	Km/h	
28	Izan GUEVARA	SPA	BLU CRU Pramac Yamaha Moto2	BOSCOSCURO	292.9	Qualifying Nr. 1
80	David ALONSO	COL	CFMOTO Inde Aspar Team	KALEX	291.6	Qualifying Nr. 1
14	Tony ARBOLINO	ITA	BLU CRU Pramac Yamaha Moto2	BOSCOSCURO	290.9	Free Practice Nr. 2
53	Deniz ÖNCÜ	TUR	Red Bull KTM Ajo	KALEX	289.5	Race
4	Ivan ORTOLA	SPA	QJMOTOR - FRINSA - MSI	BOSCOSCURO	289.5	Qualifying Nr. 1
99	Adrian HUERTAS	SPA	Italtrans Racing Team	KALEX	289.5	Qualifying Nr. 2
75	Albert ARENAS	SPA	ITALJET Gresini Moto2	KALEX	289.5	Race
95	Collin VEIJER	NED	Red Bull KTM Ajo	KALEX	288.9	Qualifying Nr. 1
27	Daniel HOLGADO	SPA	CFMOTO Inde Aspar Team	KALEX	288.9	Race
13	Celestino VIETTI	ITA	Team HDR Heidrun	BOSCOSCURO	288.2	Free Practice Nr. 2
66	Oscar GUTIERREZ	SPA	QJMOTOR - FRINSA - MSI	BOSCOSCURO	288.2	Qualifying Nr. 1
16	Joe ROBERTS	USA	OnlyFans American Racing Team	KALEX	288.2	Qualifying Nr. 2
92	Yuki KUNII	JPN	Idemitsu Honda Team Asia	KALEX	288.2	Qualifying Nr. 1
84	Zonta VD GOORBERGH	NED	RW-Idrofoglia Racing GP	KALEX	287.5	Qualifying Nr. 2
15	Darryn BINDER	RSA	ITALJET Gresini Moto2	KALEX	287.5	Race
21	Alonso LOPEZ	SPA	Team HDR Heidrun	BOSCOSCURO	287.5	Qualifying Nr. 2
9	Jorge NAVARRO	SPA	KLINT Forward Factory Team	FORWARD	287.5	Qualifying Nr. 1
7	Barry BALTUS	BEL	Fantic Racing LINO SONEGO	KALEX	287.5	Qualifying Nr. 2
81	Senna AGIUS	AUS	LIQUI MOLY Dynavolt Intact GP	KALEX	286.9	Race
71	Ayumu SASAKI	JPN	RW - Idrofoglia Racing GP	KALEX	286.9	Qualifying Nr. 1
96	Jake DIXON	GBR	ELF Marc VDS Racing Team	BOSCOSCURO	286.9	Qualifying Nr. 2
12	Filip SALAC	CZE	ELF Marc VDS Racing Team	BOSCOSCURO	286.9	Qualifying Nr. 2
11	Alex ESCRIG	SPA	KLINT Forward Factory Team	FORWARD	286.9	Race
44	Aron CANET	SPA	Fantic Racing LINO SONEGO	KALEX	286.9	Free Practice Nr. 2
10	Diogo MOREIRA	BRA	Italtrans Racing Team	KALEX	286.2	Qualifying Nr. 2
24	Marcos RAMIREZ	SPA	OnlyFans American Racing Team	KALEX	285.6	Race
64	Mario AJI	INA	Idemitsu Honda Team Asia	KALEX	285.6	Qualifying Nr. 2
18	Manuel GONZALEZ	SPA	LIQUI MOLY Dynavolt Intact GP	KALEX	283.6	Qualifying Nr. 2

These data/results cannot be reproduced, stored and/or transmitted in whole or in part by any manner of electronic, mechanical, photocopying, recording, broadcasting or otherwise now known or herein after developed without the previous express consent by the copyright owner, except for reproduction in daily press and regular printed publications on sale to the public within 60 days of the event related to those data/results and always provided that copyright symbol appears together as follows below.

© DORNA, 2025

Official MotoGP Timing by

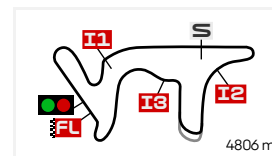
www.motogp.com

Termas de Río Hondo, Sunday, March 16, 2025

CHRONOLOGICAL ANALYSIS OF PERFORMANCES

GRAN PREMIO YPF ENERGÍA DE ARGENTINA

RACE



Terms de Río Hondo

* Lap / Sector time cancelled
P Crossing the finish line in pit lane

T1 Time from finish line to 1st intermediate
T2 Time from 1st intermed. to 2nd intermed.

T3 Time from 2nd intermed. to 3rd intermed.
T4 Time from 3rd intermediate to finish line

Lap	Lap Time	T1	T2	T3	T4	Speed	Lap	Lap Time	T1	T2	T3	T4	Speed
1st	96	Jake DIXON		ELF Marc VDS Racing Te		GBR	18	1'42.687	27.879	25.014	25.525	24.269	276.7
		Runs=1	Total laps=21	Full laps=20	Valid laps=20		19	1'42.707	27.779	25.032	25.578	24.318	276.7
							20	1'42.731	27.776	25.082	25.560	24.313	275.5
							21	1'42.989	27.806	25.150	25.654	24.379	276.1
							1	1'45.056	30.091	25.253	25.558	24.154	279.2
							2	1'42.479	27.811	25.042	25.455	24.171	278.6
							3	1'42.231	27.695	25.053	25.353	24.130	278.0
							4	1'42.048	27.640	25.039	25.314	24.055	277.3
							5	1'42.042	27.573	24.973	25.422	24.074	278.6
							6	1'41.840	27.618	24.962	25.263	23.997	278.6
							7	1'41.639	27.498	24.894	25.256	23.991	278.6
							8	1'41.790	27.502	24.995	25.303	23.990	278.0
							9	1'42.127	27.556	25.016	25.465	24.090	279.2
							10	1'42.031	27.593	24.945	25.414	24.079	279.8
							11	1'42.157	27.762	24.981	25.333	24.081	279.8
							12	1'41.925	27.633	24.945	25.331	24.016	279.8
							13	1'41.913	27.684	24.980	25.300	23.949	279.8
							14	1'42.138	27.608	24.932	25.573	24.025	280.4
							15	1'42.055	27.708	24.954	25.380	24.013	279.8
							16	1'42.080	27.680	25.056	25.381	23.963	279.2
							17	1'42.611	27.745	25.214	25.592	24.060	279.8
							18	1'42.208	27.700	24.996	25.416	24.096	279.8
							19	1'42.480	27.751	24.977	25.567	24.185	279.8
							20	1'42.887	27.738	25.057	25.629	24.463	279.8
							21	1'43.056	27.907	25.023	25.713	24.413	279.2
3rd	13	Celestino VIETTI		Team HDR Heidrun		ITA	1	1'46.198	30.972	25.091	25.894	24.241	286.2
		Runs=1	Total laps=21	Full laps=20	Valid laps=20		2	1'42.283	27.542	24.961	25.610	24.170	284.9
							3	1'42.685	27.677	25.050	25.811	24.147	283.0
							4	1'42.622	27.828	24.965	25.643	24.186	284.9
							5	1'42.596	27.693	25.004	25.568	24.331	285.6
							6	1'42.354	27.694	24.974	25.529	24.157	284.9
							7	1'42.617	27.941	24.980	25.491	24.205	286.2
							8	1'42.166	27.610	24.827	25.543	24.186	283.6
							9	1'42.473	27.638	25.034	25.591	24.210	287.5
							10	1'42.752	27.703	25.072	25.796	24.181	286.9
							11	1'42.598	27.720	24.962	25.718	24.198	285.6
							12	1'42.512	27.652	25.056	25.635	24.169	281.1
							13	1'42.564	27.701	24.923	25.698	24.242	285.6
							14	1'42.762	27.847	24.908	25.702	24.305	281.1
							15	1'43.220	27.813	24.890	26.227	24.290	280.4
							16	1'42.775	27.840	25.120	25.642	24.173	281.1
							17	1'42.686	27.761	24.963	25.724	24.238	284.3
							18	1'42.566	27.738	24.892	25.690	24.246	280.4
							19	1'42.852	27.833	24.921	25.842	24.256	280.4
							20	1'42.807	27.749	24.968	25.732	24.358	279.2
							21	1'42.803	27.841	24.944	25.673	24.345	279.2
4th	44	Aron CANET		Fantic Racing LINO SO		SPA	1	1'45.799	31.149	25.098	25.315	24.237	284.3
		Runs=1	Total laps=21	Full laps=20	Valid laps=20		2	1'42.462	27.701	24.948	25.553	24.260	282.3
							3	1'42.431	27.682	24.998	25.701	24.050	281.7
							4	1'42.690	27.840	25.122	25.636	24.092	273.7
							5	1'42.386	27.701	25.004	25.526	24.155	279.8
							6	1'42.440	27.637	25.073	25.475	24.255	280.4
							7	1'42.290	27.731	24.953	25.544	24.062	283.0
							8	1'42.311	27.697	24.810	25.598	24.206	276.1
							9	1'42.375	27.592	25.029	25.531	24.223	278.0
							10	1'42.713	27.679	25.069	25.695	24.270	277.3
							11	1'42.555	27.704	25.058	25.577	24.216	277.3
							12	1'42.929	27.770	25.183	25.647	24.329	277.3

Fastest Lap: Jake DIXON GBR ELF Marc VDS Racing Team **1'41.639** 27.498 24.894 25.256 23.991

These data/results cannot be reproduced, stored and/or transmitted in whole or in part by any manner of electronic, mechanical, photocopying, recording, broadcasting or otherwise now known or herein after developed without the previous express consent by the copyright owner, except for reproduction in daily press and regular printed publications on sale to the public within 60 days of the event related to those data/results and always provided that copyright symbol appears together as follows below.

© DORNA, 2025

Official MotoGP Timing by

www.motogp.com

Terms de Río Hondo, Sunday, March 16, 2025

Page 1 of 6

Race

Moto2™

Lap	Lap Time	T1	T2	T3	T4	Speed	Lap	Lap Time	T1	T2	T3	T4	Speed
13	1'43.244	27.909	25.338	25.735	24.262	276.7	20	1'43.406	27.937	25.170	25.839	24.460	275.5
14	1'42.718	27.779	24.873	25.757	24.309	281.7	21	1'44.054	28.138	25.324	25.905	24.687	275.5
15	1'42.787	27.785	24.925	25.861	24.216	278.6	7th 11 Alex ESCRIG KL.INT Forward Factory SPA						
16	1'42.777	27.733	25.118	25.678	24.248	276.7	Runs=1 Total laps=21 Full laps=20 Valid laps=18						
17	1'43.165	27.777	25.171	25.960	24.257	277.3	1	1'47.381	31.047	25.333	26.205	24.796	283.6
18	1'42.661	27.750	24.947	25.697	24.267	279.2	2	1'42.982	27.940	25.138	25.543	24.361	283.6
19	1'42.872	27.766	24.985	25.766	24.355	278.6	3	1'42.886	27.788	25.164	25.510	24.424	283.0
20	1'42.816	27.815	25.021	25.609	24.371	276.1	4	1'42.951 *	27.957	25.346	25.434	24.214 *	283.0
21	1'42.880	27.807	25.040	25.723	24.310	277.3	5	1'42.517	27.702	25.006	25.601	24.208	280.4
5th 24 Marcos RAMIREZ OnlyFans American Raci SPA							6	1'42.451	27.684	25.040	25.541	24.186	281.7
Runs=1 Total laps=21 Full laps=20 Valid laps=20							7	1'43.013	27.835	25.204	25.558	24.416	281.7
1	1'45.616	30.520	25.073	25.658	24.365	281.7	8	1'43.062	27.820	25.148	25.667	24.427	286.9
2	1'42.470	27.706	24.970	25.557	24.237	282.3	9	1'42.475	27.710	25.127	25.444	24.194	280.4
3	1'42.688	27.718	25.023	25.669	24.278	283.0	10	1'42.716	27.723	25.113	25.544	24.336	284.9
4	1'42.275	27.632	25.140	25.444	24.059	276.1	11	1'42.559	27.799	25.017	25.492	24.251	283.6
5	1'42.417	27.715	25.101	25.488	24.113	279.2	12	1'42.674	27.783	25.013	25.680	24.198	285.6
6	1'42.436	27.658	25.057	25.486	24.235	279.2	13	1'42.491	27.772	24.956	25.581	24.182	283.0
7	1'42.438	27.692	25.111	25.542	24.093	275.5	14	1'42.874	27.883	25.029	25.678	24.284	283.6
8	1'42.750	27.707	25.212	25.515	24.316	274.3	15	1'43.360	27.946	25.153	25.688	24.573	285.6
9	1'42.464	27.711	25.023	25.454	24.276	280.4	16	1'43.140	27.838	25.039	25.796	24.467	284.3
10	1'42.854	27.770	25.243	25.569	24.272	280.4	17	1'43.522 *	28.160	25.084	25.914	24.364 *	284.9
11	1'44.303	27.804	26.724	25.709	24.066	285.6	18	1'42.867	27.852	25.160	25.545	24.310	279.2
12	1'42.443	27.681	25.163	25.498	24.101	279.8	19	1'43.127	27.953	25.096	25.681	24.397	279.8
13	1'42.443	27.802	24.920	25.548	24.173	283.0	20	1'43.032	28.033	25.032	25.613	24.354	283.6
14	1'42.892	27.903	25.092	25.684	24.213	276.7	21	1'43.386	27.976	25.288	25.623	24.499	276.1
15	1'42.743	27.848	25.080	25.585	24.230	276.7	8th 21 Alonso LOPEZ Team HDR Heidrun SPA						
16	1'42.633	27.746	25.083	25.609	24.195	278.0	Runs=1 Total laps=21 Full laps=20 Valid laps=20						
17	1'42.660	27.826	25.114	25.578	24.142	279.2	1	1'46.739	31.270	25.064	25.711	24.694	286.2
18	1'42.764	27.899	25.052	25.651	24.162	279.2	2	1'42.446	27.740	24.886	25.573	24.247	286.9
19	1'42.729	27.896	25.037	25.600	24.196	279.8	3	1'42.722	27.818	25.143	25.599	24.162	280.4
20	1'42.692	27.835	25.041	25.582	24.234	278.6	4	1'42.783	27.820	25.025	25.609	24.329	282.3
21	1'43.092	27.870	25.233	25.774	24.215	279.8	5	1'42.738	27.857	25.006	25.534	24.341	280.4
6th 15 Darryn BINDER ITALJET Gresini Moto2 RSA							6	1'42.745	27.857	24.992	25.577	24.319	279.8
Runs=1 Total laps=21 Full laps=20 Valid laps=19							7	1'42.647	27.837	24.986	25.525	24.299	280.4
1	1'46.621	31.443	25.049	25.679	24.450	287.5	8	1'42.805	27.793	25.192	25.579	24.241	281.1
2	1'42.113	27.677	24.748	25.588	24.100	284.3	9	1'42.633	27.738	25.138	25.543	24.214	280.4
3	1'42.249	27.578	25.096	25.472	24.103	284.3	10	1'42.694	27.876	24.998	25.580	24.240	281.1
4	1'42.584 *	27.733	25.107	25.601	24.143 *	282.3	11	1'42.834	27.873	24.983	25.678	24.300	282.3
5	1'42.534	27.708	25.101	25.533	24.192	282.3	12	1'42.929	27.901	25.071	25.632	24.325	280.4
6	1'42.516	27.685	25.092	25.469	24.270	278.6	13	1'42.748	27.837	25.040	25.511	24.360	281.1
7	1'42.993	27.873	25.097	25.774	24.249	278.6	14	1'43.237	27.901	25.209	25.793	24.334	280.4
8	1'42.535	27.701	25.044	25.544	24.246	280.4	15	1'43.143	27.993	25.177	25.724	24.249	283.6
9	1'42.665	27.740	25.106	25.540	24.279	278.0	16	1'43.077	27.897	25.091	25.727	24.362	283.0
10	1'42.656	27.937	25.008	25.539	24.172	278.6	17	1'43.292	27.987	25.086	25.830	24.389	280.4
11	1'42.774	27.871	25.164	25.647	24.092	279.2	18	1'43.502	28.107	25.175	25.812	24.408	279.8
12	1'42.682	27.811	25.126	25.583	24.162	278.0	19	1'43.212	27.963	25.057	25.737	24.455	280.4
13	1'42.939	27.900	25.251	25.648	24.140	279.2	20	1'43.577	28.018	25.238	25.953	24.368	281.1
14	1'42.998	27.874	25.203	25.730	24.191	279.8	21	1'43.663	28.038	25.118	25.922	24.585	283.6
15	1'42.960	27.908	25.135	25.604	24.313	278.6	9th 27 Daniel HOLGADO CFMOTO Inde Aspar Te SPA						
16	1'42.892	27.908	25.137	25.704	24.143	278.0	Runs=1 Total laps=21 Full laps=20 Valid laps=19						
17	1'42.799	27.876	25.121	25.609	24.193	278.6	1	1'46.968	31.515	25.134	25.707	24.612	284.9
18	1'42.979	27.931	25.106	25.752	24.190	277.3	2	1'42.516 *	27.779	24.883	25.567	24.287	283.6
19	1'43.253	27.919	25.127	25.792	24.415	278.6							

Fastest Lap: Jake DIXON GBR ELF Marc VDS Racing Team **1'41.639** 27.498 24.894 25.256 23.991

These data/results cannot be reproduced, stored and/or transmitted in whole or in part by any manner of electronic, mechanical, photocopying, recording, broadcasting or otherwise now known or herein after developed without the previous express consent by the copyright owner, except for reproduction in daily press and regular printed publications on sale to the public within 60 days of the event related to those data/results and always provided that copyright symbol appears together as follows below.

© DORNA, 2025

Official MotoGP Timing by  TISSOT

www.motogp.com

Termas de Río Hondo, Sunday, March 16, 2025

Page 2 of 6

Race

Moto2™

Lap	Lap Time	T1	T2	T3	T4	Speed	Lap	Lap Time	T1	T2	T3	T4	Speed
3	1'42.633	27.979	24.876	25.555	24.223	283.6	10	1'42.662	27.805	24.956	25.668	24.233	283.6
4	1'42.946	27.798	25.254	25.692	24.202	283.6	11	1'42.592	27.739	24.997	25.630	24.226	284.3
5	1'42.856	27.860	24.854	25.893	24.249	285.6	12	1'42.748	27.813	25.033	25.625	24.277	285.6
6	1'42.432	27.750	24.887	25.532	24.263	288.9	13	1'42.738	27.827	25.005	25.622	24.284	286.2
7	1'42.661	27.860	24.973	25.614	24.214	283.6	14	1'42.849	27.861	24.885	25.662	24.441	286.9
8	1'43.243	27.839	25.026	25.801	24.577	284.3	15	1'42.911	27.750	25.054	25.689	24.418	281.7
9	1'43.171	27.813	25.174	25.813	24.371	287.5	16	1'43.988	27.750	25.497	26.082	24.659	282.3
10	1'42.682	27.787	25.011	25.658	24.226	287.5	17	1'43.700	28.015	25.180	25.906	24.599	286.2
11	1'42.459	27.752	24.844	25.638	24.225	284.3	18	1'43.762	28.136	25.184	25.995	24.447	285.6
12	1'42.709	27.793	24.983	25.661	24.272	284.9	19	1'43.796	28.096	25.228	25.954	24.518	286.9
13	1'42.752	27.876	24.976	25.685	24.215	283.0	20	1'44.177	28.101	25.301	26.094	24.681	282.3
14	1'42.901	27.915	24.934	25.752	24.300	284.3	21	1'44.470	28.348	25.326	26.145	24.651	283.0
15	1'43.383	27.948	24.914	25.976	24.545	286.9							
16	1'43.410	27.823	24.991	25.869	24.727	283.0							
17	1'43.672	28.205	25.196	25.974	24.297	284.9							
18	1'43.741	28.118	25.144	26.000	24.479	284.3							
19	1'43.076	28.056	24.839	25.800	24.381	286.9							
20	1'44.254	28.018	25.054	26.013	25.169	281.7							
21	1'43.363	28.116	25.031	25.756	24.460	280.4							

10th 75 Albert ARENAS ITALJET Gresini Moto2 SPA
Runs=1 Total laps=21 Full laps=20 Valid laps=19

1	1'47.230	31.687	25.284	25.901	24.358	279.8
2	1'42.700	27.918	25.009	25.646	24.127	285.6
3	1'43.169	27.920	25.188	25.713	24.348	284.9
4	1'42.498	27.701	25.050	25.589	24.158	281.7
5	1'42.562	27.606	24.954	25.676	24.326	286.2
6	1'42.454 *	27.651	25.014	25.576	24.213 *	285.6
7	1'42.644	27.719	25.014	25.668	24.243	284.3
8	1'42.869	27.721	24.932	25.880	24.336	283.6
9	1'43.059	27.684	25.106	25.951	24.318	280.4
10	1'43.010	27.766	25.061	25.726	24.457	281.1
11	1'42.626	27.767	24.920	25.665	24.274	284.9
12	1'43.003	27.724	24.982	25.822	24.475	284.9
13	1'43.004	27.921	25.212	25.633	24.238	280.4
14	1'42.990	27.870	24.984	25.728	24.408	280.4
15	1'43.082	27.802	25.120	25.796	24.364	277.3
16	1'43.088	27.962	25.080	25.746	24.300	278.0
17	1'43.577	28.028	25.034	26.154	24.361	288.2
18	1'43.223	28.049	24.827	25.834	24.513	289.5
19	1'43.215	27.913	25.004	25.907	24.391	278.0
20	1'44.213	28.001	25.118	25.954	25.140	276.7
21	1'43.943	28.154	25.436	25.812	24.541	274.3

11th 14 Tony ARBOLINO BLU CRU Pramac Yama ITA
Runs=1 Total laps=21 Full laps=20 Valid laps=20

1	1'46.990	31.377	25.367	25.881	24.365	288.9
2	1'42.596	27.874	24.961	25.545	24.216	289.5
3	1'43.012	27.977	25.115	25.854	24.066	286.2
4	1'42.540	27.631	25.073	25.638	24.198	288.2
5	1'43.119	27.864	24.995	25.907	24.353	285.6
6	1'42.710	27.753	25.003	25.617	24.337	286.9
7	1'42.812	27.774	25.134	25.726	24.178	289.5
8	1'42.589	27.700	24.929	25.606	24.354	284.3
9	1'42.616	27.794	24.918	25.702	24.202	287.5

12th 7 Barry BALTUS Fantic Racing LINO SO BEL
Runs=1 Total laps=21 Full laps=20 Valid laps=18

1	1'47.950	32.288	25.469	25.701	24.492	280.4
2	1'44.219 *	28.184	25.518	25.975	24.542	284.9
3	1'43.006 *	27.873	25.286	25.556	24.291	278.6
4	1'43.187	28.097	25.164	25.614	24.312	281.1
5	1'42.844	27.881	25.131	25.642	24.190	280.4
6	1'42.639	27.765	25.024	25.500	24.350	286.2
7	1'42.709	27.774	25.139	25.496	24.300	279.8
8	1'42.900	27.857	25.102	25.635	24.306	282.3
9	1'42.900	27.861	25.098	25.568	24.373	275.5
10	1'42.993	27.862	25.184	25.571	24.376	277.3
11	1'42.790	27.823	25.085	25.602	24.280	279.8
12	1'43.233	27.910	25.160	25.775	24.388	282.3
13	1'43.092	27.892	25.067	25.682	24.451	284.3
14	1'43.684	28.062	25.399	25.783	24.440	275.5
15	1'43.104	27.902	25.103	25.697	24.402	281.7
16	1'42.784	27.882	24.955	25.634	24.313	283.0
17	1'42.935	27.905	25.125	25.569	24.336	276.1
18	1'43.244	27.954	25.155	25.632	24.503	276.7
19	1'43.192	27.941	25.093	25.708	24.450	278.0
20	1'43.369	28.031	25.154	25.691	24.493	275.5
21	1'43.454	28.025	25.196	25.656	24.577	276.7

13th 81 Senna AGIUS LIQUI MOLY Dynavolt AUS
Runs=1 Total laps=21 Full laps=20 Valid laps=19

1	1'47.604	32.175	25.271	25.753	24.405	282.3
2	1'43.114	28.100	25.202	25.541	24.271	283.6
3	1'42.942	27.917	25.226	25.546	24.253	284.9
4	1'43.344 *	27.896	25.207	25.761	24.480	286.2
5	1'43.403	28.304	25.188	25.551	24.360	280.4
6	1'43.129	27.876	25.237	25.612	24.404	279.8
7	1'42.818	27.828	25.096	25.486	24.408	280.4
8	1'42.952	27.844	25.138	25.607	24.363	279.8
9	1'43.229	28.185	25.140	25.558	24.346	283.6
10	1'42.996	27.917	25.077	25.588	24.414	283.6
11	1'42.862	27.961	25.084	25.529	24.288	283.0
12	1'43.166	27.945	25.112	25.650	24.459	283.0
13	1'43.214	27.973	25.139	25.648	24.454	283.0
14	1'43.555	28.072	25.240	25.726	24.517	284.3
15	1'43.124	28.050	25.080	25.604	24.390	280.4
16	1'43.169	27.916	25.236	25.628	24.389	284.9

Fastest Lap: Jake DIXON GBR ELF Marc VDS Racing Team **1'41.639** 27.498 24.894 25.256 23.991

These data/results cannot be reproduced, stored and/or transmitted in whole or in part by any manner of electronic, mechanical, photocopying, recording, broadcasting or otherwise now known or herein after developed without the previous express consent by the copyright owner, except for reproduction in daily press and regular printed publications on sale to the public within 60 days of the event related to those data/results and always provided that copyright symbol appears together as follows below.

© DORNA, 2025

Official MotoGP Timing by  TISSOT

www.motogp.com

Termas de Río Hondo, Sunday, March 16, 2025

Page 3 of 6

Race

Moto2™

Lap	Lap Time	T1	T2	T3	T4	Speed
17	1'43.142	27.936	24.998	25.842	24.366	286.9
18	1'43.237	28.004	25.012	25.771	24.450	283.0
19	1'43.535	28.077	25.182	25.755	24.521	286.2
20	1'43.127	27.925	25.086	25.709	24.407	279.2
21	1'43.577	28.103	25.169	25.740	24.565	279.8

14th 53 Deniz ÖNCÜ		Red Bull KTM Ajo				TUR
Runs=1	Total laps=21	Full laps=20	Valid laps=18			

1	1'48.488	32.543	25.555	25.940	24.450	284.3
2	1'43.765	28.065	25.011	26.032	24.657	287.5
3	1'42.628	27.988	24.859	25.571	24.210	284.3
4	1'43.850 *	28.555	25.096	25.882	24.317	285.6
5	1'43.184	27.957	25.111	25.919	24.197	287.5
6	1'42.948	27.888	25.084	25.708	24.268	284.9
7	1'42.727	27.816	25.040	25.617	24.254	284.3
8	1'42.912	27.788	24.999	25.824	24.301	289.5
9	1'43.130 *	27.849	25.063	25.744	24.474 *	286.2
10	1'42.972	27.736	25.158	25.733	24.345	286.2
11	1'43.134	27.855	25.093	25.861	24.325	287.5
12	1'43.433	28.326	25.016	25.724	24.367	281.1
13	1'43.020	27.902	25.024	25.757	24.337	283.6
14	1'42.914	27.826	24.902	25.872	24.314	282.3
15	1'42.998	27.810	25.091	25.793	24.304	284.3
16	1'43.108	27.813	25.055	25.860	24.380	284.9
17	1'42.953	27.839	25.025	25.835	24.254	284.3
18	1'43.092	27.896	24.935	25.894	24.367	286.9
19	1'43.705	28.034	25.124	26.098	24.449	287.5
20	1'43.659	27.936	25.130	26.021	24.572	282.3
21	1'43.389	27.952	25.149	25.833	24.455	283.0

15th 28 Izan GUEVARA		BLU CRU Pramac Yama SPA			
Runs=1	Total laps=21	Full laps=20	Valid laps=20		

1	1'47.054	31.890	24.956	25.864	24.344	284.3
2	1'42.641	27.974	24.969	25.638	24.060	289.5
3	1'42.538	27.982	24.908	25.568	24.080	288.2
4	1'42.602	27.843	24.981	25.641	24.137	287.5
5	1'42.852	27.962	25.066	25.619	24.205	284.3
6	1'43.067	27.818	25.136	25.912	24.201	285.6
7	1'43.211	27.849	25.163	25.930	24.269	283.6
8	1'43.650	27.895	25.088	25.792	24.875	283.6
9	1'43.478	28.112	25.268	25.780	24.318	282.3
10	1'43.474	28.025	25.191	25.829	24.429	282.3
11	1'43.360	28.057	25.183	25.866	24.254	280.4
12	1'43.221	27.961	25.139	25.860	24.261	281.1
13	1'43.438	27.999	25.282	25.767	24.390	281.7
14	1'43.361	28.113	25.081	25.797	24.370	284.3
15	1'43.142	27.985	25.075	25.728	24.354	280.4
16	1'43.262	27.922	25.359	25.720	24.261	281.7
17	1'43.060	27.983	25.074	25.769	24.234	283.0
18	1'43.500	28.023	25.149	25.893	24.435	281.7
19	1'44.555	28.095	25.686	26.330	24.444	284.9
20	1'43.277	27.998	25.090	25.816	24.373	282.3
21	1'43.352	28.072	25.094	25.815	24.371	285.6

Lap	Lap Time	T1	T2	T3	T4	Speed
-----	----------	----	----	----	----	-------

16th 16 Joe ROBERTS		OnlyFans American Raci USA			
Runs=1	Total laps=21	Full laps=20	Valid laps=18		

1	1'47.709	32.069	25.260	25.779	24.601	278.6
2	1'43.419 *	28.355	25.048	25.698	24.318	284.9
3	1'43.007	27.875	25.299	25.558	24.275	281.1
4	1'43.010 *	27.816	25.232	25.638	24.324	278.0
5	1'43.663	28.369	25.233	25.733	24.328	283.6
6	1'43.309	28.002	25.311	25.707	24.289	280.4
7	1'43.194	27.929	25.184	25.694	24.387	282.3
8	1'42.673	27.891	24.951	25.584	24.247	284.3
9	1'43.005	27.848	25.291	25.624	24.242	276.1
10	1'43.025	27.865	25.158	25.693	24.309	278.0
11	1'43.541	27.954	25.466	25.749	24.372	279.2
12	1'43.952	28.337	25.387	25.838	24.390	274.9
13	1'43.331	28.015	25.165	25.776	24.375	278.0
14	1'43.349	28.060	25.175	25.715	24.399	274.9
15	1'43.375	28.036	25.240	25.680	24.419	274.3
16	1'43.366	27.972	25.234	25.709	24.451	276.1
17	1'43.424	28.007	25.225	25.790	24.402	275.5
18	1'43.484	28.073	25.237	25.747	24.427	274.9
19	1'43.684	28.111	25.258	25.826	24.489	274.9
20	1'43.540	28.045	25.237	25.837	24.421	274.3
21	1'43.517	27.929	25.169	25.936	24.483	274.9

17th 84 Zonta VD GOORBERGH		RW - Idrofoqlia Racing G NED			
Runs=1	Total laps=21	Full laps=20	Valid laps=19		

1	1'48.303	31.630	25.473	26.578	24.622	282.3
2	1'44.355 *	28.032	25.206	26.234	24.883	285.6
3	1'43.276	27.952	25.211	25.706	24.407	282.3
4	1'43.095	27.729	25.163	25.743	24.460	281.1
5	1'43.297	27.861	25.159	25.893	24.384	283.6
6	1'43.122	27.966	25.027	25.739	24.390	282.3
7	1'43.075	27.763	25.090	25.816	24.406	281.7
8	1'43.383	27.816	25.179	25.806	24.582	281.7
9	1'43.532	27.950	25.205	25.871	24.506	281.7
10	1'43.327	27.853	25.100	25.879	24.495	285.6
11	1'43.467	27.926	25.198	25.811	24.532	284.9
12	1'43.222	27.834	25.199	25.761	24.428	278.6
13	1'43.085	27.862	25.037	25.723	24.463	279.8
14	1'43.207	27.832	25.151	25.751	24.473	279.2
15	1'43.236	27.881	25.192	25.727	24.436	279.8
16	1'43.016	27.764	25.083	25.763	24.406	280.4
17	1'43.127	27.854	25.075	25.790	24.408	282.3
18	1'43.562	27.885	25.154	25.927	24.596	284.9
19	1'43.323	27.854	25.160	25.772	24.537	280.4
20	1'43.310	27.823	25.173	25.848	24.466	281.1
21	1'43.455	27.950	25.108	25.842	24.555	283.6

18th 71 Ayumu SASAKI		RW - Idrofoqlia Racing JPN			
Runs=1	Total laps=21	Full laps=20	Valid laps=20		

1	1'48.389	32.448	25.596	25.869	24.476	284.9
2	1'42.976	28.042	25.057	25.659	24.218	286.2
3	1'42.946	27.839	25.250	25.612	24.245	283.6
4	1'42.966	27.829	25.193	25.657	24.287	281.7

Fastest Lap: Jake DIXON GBR ELF Marc VDS Racing Team **1'41.639** 27.498 24.894 25.256 23.991

These data/results cannot be reproduced, stored and/or transmitted in whole or in part by any manner of electronic, mechanical, photocopying, recording, broadcasting or otherwise now known or herein after developed without the previous express consent by the copyright owner, except for reproduction in daily press and regular printed publications on sale to the public within 60 days of the event related to those data/results and always provided that copyright symbol appears together as follows below.

© DORNA, 2025

Official MotoGP Timing by TISSOT

www.motogp.com

Termas de Río Hondo, Sunday, March 16, 2025

Page 4 of 6



Race

Moto2™

Lap	Lap Time	T1	T2	T3	T4	Speed	Lap	Lap Time	T1	T2	T3	T4	Speed
5	1'43.341	28.138	25.197	25.689	24.317	279.8	12	1'43.495	28.027	25.231	25.873	24.364	284.9
6	1'43.109	27.977	25.151	25.624	24.357	279.8	13	1'43.291	27.986	25.125	25.841	24.339	283.6
7	1'43.341	28.132	25.115	25.733	24.361	281.7	14	1'43.576	27.912	25.101	25.910	24.653	282.3
8	1'43.131	28.006	25.228	25.724	24.173	279.2	15	1'43.927	27.987	25.186	26.336	24.418	281.7
9	1'43.023	27.913	25.246	25.653	24.211	280.4	16	1'43.612	28.017	25.192	25.897	24.506	281.1
10	1'43.003	27.906	25.159	25.620	24.318	279.2	17	1'43.524	28.113	25.093	25.932	24.386	281.7
11	1'43.200	27.963	25.105	25.671	24.461	282.3	18	1'43.737	27.994	25.126	25.969	24.648	282.3
12	1'44.226	28.556	25.456	25.875	24.339	277.3	19	1'43.524	27.999	25.120	25.963	24.442	281.1
13	1'43.386	28.053	25.164	25.832	24.337	282.3	20	1'43.523	27.965	25.180	25.911	24.467	281.7
14	1'43.442	28.130	25.121	25.825	24.366	278.0	21	1'43.491	27.958	25.081	25.989	24.463	284.3
15	1'43.379	28.002	25.184	25.827	24.366	276.1							
16	1'43.413	27.949	25.120	25.901	24.443	280.4							
17	1'43.434	28.045	25.190	25.815	24.384	279.2							
18	1'44.088	28.167	25.180	25.967	24.774	278.6							
19	1'44.007	28.195	25.222	26.017	24.573	276.7							
20	1'44.332	28.197	25.366	26.081	24.688	276.7							
21	1'44.886	28.347	25.460	26.254	24.825	273.7							

19th **4** **Ivan ORTOLA** QJMOTOR - FRINSA - SPA
Runs=1 Total laps=21 Full laps=20 Valid laps=18

1	1'47.845	32.398	25.212	25.752	24.483	285.6
2	1'43.123	28.069	25.095	25.636	24.323	287.5
3	1'44.074 *	27.824	25.205	26.395 *	24.650 *	288.9
4	1'43.597	27.989	25.244	26.026	24.338	281.7
5	1'43.229	27.929	25.152	25.803	24.345	284.9
6	1'43.275	27.846	25.042	25.993	24.394	285.6
7	1'43.128	27.888	25.160	25.708	24.372	284.9
8	1'43.519	27.866	25.211	25.845	24.597	282.3
9	1'43.437	27.931	25.229	25.869	24.408	281.7
10	1'43.342	27.965	25.063	25.847	24.467	283.6
11	1'43.792	27.983	25.558	25.820	24.431	282.3
12	1'43.314	28.042	25.081	25.827	24.364	285.6
13	1'43.299	27.935	25.084	25.798	24.482	283.6
14	1'43.266	27.912	25.071	25.794	24.489	283.0
15	1'43.343	27.942	25.180	25.793	24.428	283.0
16	1'43.518	27.824	25.213	25.892	24.589	283.0
17	1'43.625	28.021	25.161	25.987	24.456	282.3
18	1'44.055 *	28.117	25.190	26.068	24.680 *	283.0
19	1'44.056	28.228	25.180	26.122	24.526	281.1
20	1'43.621	28.082	25.122	25.918	24.499	280.4
21	1'43.655	28.071	25.117	25.982	24.485	281.7

20th **80** **David ALONSO** CFMOTO Inde Aspar Te COL
Runs=1 Total laps=21 Full laps=20 Valid laps=19

1	1'48.147	32.529	25.340	25.907	24.371	287.5
2	1'44.333	28.496	25.098	26.049	24.690	286.9
3	1'43.637	28.014	25.133	25.784	24.706	284.3
4	1'43.216 *	27.804	25.207	25.838	24.367	281.7
5	1'43.283	27.952	25.111	25.851	24.369	283.0
6	1'43.125	27.940	25.027	25.831	24.327	284.3
7	1'43.079	27.819	25.111	25.803	24.346	283.6
8	1'43.332	27.936	25.110	25.842	24.444	282.3
9	1'43.473	27.944	25.121	25.972	24.436	283.6
10	1'43.532	28.018	25.150	25.921	24.443	283.6
11	1'43.454	28.026	25.155	25.894	24.379	283.6

21st **9** **Jorge NAVARRO** KLINT Forward Factory SPA
Runs=1 Total laps=21 Full laps=20 Valid laps=20

1	1'49.322	33.006	25.577	26.006	24.733	281.7
2	1'44.011	28.172	25.045	26.041	24.753	283.0
3	1'43.442	28.248	25.180	25.576	24.438	284.3
4	1'43.304	27.966	25.314	25.668	24.356	278.0
5	1'43.060	27.921	25.098	25.626	24.415	279.8
6	1'43.140	27.898	25.132	25.667	24.443	280.4
7	1'42.979	27.914	25.047	25.697	24.321	281.1
8	1'43.348	27.875	25.245	25.739	24.489	280.4
9	1'43.308	27.958	25.182	25.722	24.446	281.1
10	1'43.475	28.040	25.147	25.870	24.418	283.0
11	1'43.534	28.098	25.174	25.804	24.458	281.7
12	1'43.571	28.070	25.257	25.768	24.476	281.7
13	1'43.422	28.050	25.200	25.726	24.446	280.4
14	1'43.709	28.193	25.166	25.778	24.572	279.8
15	1'43.821	28.143	25.206	25.938	24.534	279.2
16	1'44.058	28.236	25.278	25.952	24.592	279.2
17	1'43.977	28.167	25.380	25.842	24.588	277.3
18	1'43.910	28.156	25.161	25.894	24.699	279.8
19	1'44.781	28.519	25.324	26.057	24.881	277.3
20	1'44.484	28.289	25.326	26.047	24.822	276.1
21	1'44.907	28.382	25.428	26.123	24.974	276.1

22nd **66** **Oscar GUTIERREZ** QJMOTOR - FRINSA - SPA
Runs=1 Total laps=21 Full laps=20 Valid laps=20

1	1'49.468	33.149	25.628	26.006	24.685	281.1
2	1'44.125	28.315	25.250	25.931	24.629	285.6
3	1'44.259	28.299	25.233	26.047	24.680	283.0
4	1'43.834	28.241	25.212	25.840	24.541	283.0
5	1'44.048	28.118	25.315	25.969	24.646	278.6
6	1'44.229	28.215	25.351	25.955	24.708	278.6
7	1'43.878	28.106	25.303	25.970	24.499	277.3
8	1'44.104	28.267	25.313	25.931	24.593	276.7
9	1'43.954	28.136	25.293	25.920	24.605	277.3
10	1'44.204	28.166	25.387	26.055	24.596	276.7
11	1'44.142	28.158	25.414	25.996	24.574	277.3
12	1'44.112	28.225	25.373	26.000	24.514	276.7
13	1'44.697	28.276	25.368	26.346	24.707	274.9
14	1'44.406	28.350	25.254	26.091	24.711	279.8
15	1'44.451	28.534	25.250	26.126	24.541	280.4
16	1'43.980	28.182	25.322	25.973	24.503	278.0
17	1'44.047	28.296	25.265	25.979	24.507	276.1
18	1'44.234	28.244	25.248	26.087	24.655	277.3

Fastest Lap: Jake DIXON GBR ELF Marc VDS Racing Team **1'41.639** 27.498 24.894 25.256 23.991

These data/results cannot be reproduced, stored and/or transmitted in whole or in part by any manner of electronic, mechanical, photocopying, recording, broadcasting or otherwise now known or herein after developed without the previous express consent by the copyright owner, except for reproduction in daily press and regular printed publications on sale to the public within 60 days of the event related to those data/results and always provided that copyright symbol appears together as follows below.

© DORNA, 2025

Official MotoGP Timing by  TISSOT

www.motogp.com

Termas de Río Hondo, Sunday, March 16, 2025

Page 5 of 6



Race

Moto2™

Lap	Lap Time	T1	T2	T3	T4	Speed	Lap	Lap Time	T1	T2	T3	T4	Speed
19	1'44.208	28.327	25.208	26.155	24.518	276.1	2	1'42.996	27.988	25.237	25.550	24.221	284.3
20	1'43.938	28.155	25.265	25.880	24.638	275.5	3	1'42.919	27.830	25.234	25.513	24.342	283.6
21	1'44.384	28.478	25.258	25.962	24.686	275.5	4	1'43.198	27.997	25.294	25.753	24.154	284.3

23rd 92 **Yuki KUNII** Idemitsu Honda Team JPN
Runs=1 Total laps=21 Full laps=20 Valid laps=20

1	1'49.275	32.905	25.602	25.969	24.799	282.3
2	1'44.233	28.354	25.111	26.042	24.726	284.9
3	1'44.466	28.169	25.340	26.264	24.693	283.0
4	1'44.348	28.181	25.534	25.830	24.803	281.1
5	1'44.180	28.125	25.413	25.880	24.762	284.3
6	1'44.126	28.170	25.291	25.873	24.792	281.1
7	1'44.498	28.216	25.783	25.883	24.616	281.1
8	1'44.103	28.109	25.576	25.744	24.674	283.6
9	1'44.041	28.334	25.191	25.926	24.590	281.7
10	1'44.042	28.074	25.479	25.854	24.635	279.8
11	1'43.826	28.155	25.268	25.738	24.665	279.2
12	1'43.629	27.918	25.198	25.911	24.602	279.2
13	1'44.212	28.130	25.327	26.022	24.733	281.1
14	1'44.423	28.239	25.293	26.057	24.834	276.7
15	1'45.228	28.376	25.754	26.236	24.862	278.0
16	1'43.889	28.275	25.201	25.954	24.459	280.4
17	1'44.273	28.190	25.321	26.169	24.593	279.2
18	1'44.295	28.161	25.212	26.020	24.902	281.1
19	1'43.967	28.271	25.159	25.979	24.558	280.4
20	1'43.975	28.053	25.229	25.883	24.810	279.2
21	1'43.921	28.162	25.189	25.885	24.685	281.1

24th 95 **Collin VEIJER** Red Bull KTM Ajo NED
Runs=1 Total laps=21 Full laps=20 Valid laps=20

1	1'49.058	32.784	25.442	26.134	24.698	285.6
2	1'44.144	28.348	25.119	25.935	24.742	283.0
3	1'44.494	28.287	25.264	26.266	24.677	283.0
4	1'44.374	28.316	25.399	26.021	24.638	281.7
5	1'44.219	28.290	25.295	25.896	24.738	283.0
6	1'44.178	28.280	25.253	25.908	24.737	283.6
7	1'44.239	28.262	25.234	26.064	24.679	282.3
8	1'44.267	28.412	25.231	25.916	24.708	281.1
9	1'44.954	28.489	25.457	26.061	24.947	281.1
10	1'44.817	28.383	25.321	26.168	24.945	281.1
11	1'44.722	28.501	25.555	25.872	24.794	280.4
12	1'44.619	28.454	25.417	26.066	24.682	279.2
13	1'44.473	28.452	25.311	25.986	24.724	278.6
14	1'44.607	28.535	25.299	26.051	24.722	278.6
15	1'44.505	28.385	25.296	26.118	24.706	278.0
16	1'44.328	28.317	25.300	26.011	24.700	278.6
17	1'44.498	28.498	25.227	25.986	24.787	279.2
18	1'44.561	28.509	25.269	26.010	24.773	279.2
19	1'44.814	28.558	25.268	26.113	24.875	278.6
20	1'44.732	28.424	25.371	26.074	24.863	277.3
21	1'44.611	28.396	25.298	26.066	24.851	278.0

25th 64 **Mario AJI** Idemitsu Honda Team INA
Runs=1 Total laps=13 Full laps=12 Valid laps=12

1	1'47.480	31.759	25.493	25.773	24.455	283.6
---	----------	--------	--------	--------	--------	-------

5	1'42.579	27.706	25.108	25.576	24.189	280.4
6	1'42.450	27.638	25.011	25.583	24.218	281.1
7	1'42.834	27.804	25.106	25.619	24.305	281.1
8	1'43.042	27.746	25.212	25.772	24.312	282.3
9	1'42.673	27.731	25.123	25.621	24.198	281.1
10	1'42.426	27.627	25.159	25.481	24.159	281.7
11	1'42.690	27.815	25.084	25.583	24.208	283.0
12	1'42.798	27.694	25.167	25.617	24.320	281.7
13	1'43.049	27.828	25.103	25.865	24.253	284.3

26th 12 **Filip SALAC** ELF Marc VDS Racing Te CZE
Runs=1 Total laps=12 Full laps=10 Valid laps=10

1	1'45.375	30.652	25.115	25.572	24.036	281.7
2	1'42.300	27.756	24.962	25.417	24.165	281.7
3	1'42.618	27.707	25.076	25.715	24.120	279.2
4	1'42.289	27.620	25.103	25.455	24.111	281.1
5	1'42.441	27.826	24.995	25.474	24.146	279.8
6	1'43.020	27.607	25.014	25.611	24.788	279.8
7	1'42.735	27.706	25.258	25.555	24.216	279.8
8	1'42.470	27.693	25.011	25.620	24.146	281.7
9	1'42.507	27.735	25.138	25.473	24.161	286.2
10	1'42.372	27.748	24.937	25.529	24.158	284.3
11	3'59.513	27.935			27.245	281.7
12	1'57.486 P	30.111	25.877	28.558	32.940	275.5

27th 10 **Diogo MOREIRA** Italtrans Racing Team BRA
Runs=2 Total laps=11 Full laps=7 Valid laps=7

1	1'46.397	30.814	25.314	25.851	24.418	283.6
2	1'42.882	27.755	24.997	25.674	24.456	281.1
3	1'43.696	28.016	25.488	25.699	24.493	280.4
4	1'43.970	28.135	25.310	25.899	24.626	282.3
5	1'55.084 P	28.282	25.688	26.214 *	34.900	278.0
6	4'08.453	27.212	25.304	25.793	24.335	274.3
7	1'43.408	27.859	25.310	25.713	24.526	274.9
8	1'43.319	27.956	25.168	25.808	24.387	276.1
9	1'43.173	27.887	25.252	25.655	24.379	275.5
10	1'43.237	27.915	25.190	25.765	24.367	276.7
11	1'48.101 P	27.847	25.169	25.715	29.370	276.1

Fastest Lap: Jake DIXON GBR ELF Marc VDS Racing Team **1'41.639** 27.498 24.894 25.256 23.991

These data/results cannot be reproduced, stored and/or transmitted in whole or in part by any manner of electronic, mechanical, photocopying, recording, broadcasting or otherwise now known or herein after developed without the previous express consent by the copyright owner, except for reproduction in daily press and regular printed publications on sale to the public within 60 days of the event related to those data/results and always provided that copyright symbol appears together as follows below.

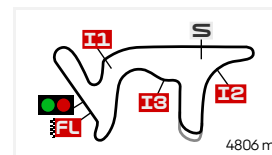
© DORNA, 2025

Official MotoGP Timing by  TISSOT

www.motogp.com

Termas de Río Hondo, Sunday, March 16, 2025

Page 6 of 6



Termas de Río Hondo

ANALYSIS BY LAP

GRAN PREMIO YPF ENERGÍA DE ARGENTINA RACE

Num Lap Time Gap

Num	Lap Time	Gap	Num	Lap Time	Gap	Num	Lap Time	Gap
Lap 1			11	1'42.982	2.828	Lap 4		
96	1'45.056		64	1'42.996	2.941	64	1'42.579	5.316
18	1'45.219	0.163	81	1'43.114	3.183	81	1'43.403	6.551
12	1'45.375	0.319	4	1'43.123	3.433	71	1'43.341	6.762
24	1'45.616	0.560	16	1'43.419	3.593	16	1'43.663	6.952
44	1'45.799	0.743	71	1'42.976	3.830	7	1'42.844	7.350
13	1'46.198	1.142	7	1'44.219	4.634	4	1'43.229	8.012
10	1'46.397	1.341	53	1'43.765	4.718	53	1'43.184	8.059
15	1'46.621	1.565	80	1'44.333	4.945	84	1'43.297	8.470
21	1'46.739	1.683	84	1'44.355	5.123	80	1'43.283	8.760
27	1'46.968	1.912	95	1'44.144	5.667	9	1'43.060	9.283
14	1'46.990	1.934	9	1'44.011	5.798	66	1'44.048	11.878
28	1'47.054	1.998	92	1'44.233	5.973	95	1'44.219	12.433
75	1'47.230	2.174	66	1'44.125	6.058	92	1'44.180	12.646
11	1'47.381	2.325	Lap 3			10	1'55.084	18.173
64	1'47.480	2.424	96	1'42.231		Lap 6		
81	1'47.604	2.548	18	1'42.193	0.334	96	1'41.840	
16	1'47.709	2.653	12	1'42.618	0.527	18	1'41.997	0.683
4	1'47.845	2.789	44	1'42.431	0.926	24	1'42.436	2.206
7	1'47.950	2.894	24	1'42.688	1.008	12	1'43.020	2.347
80	1'48.147	3.091	15	1'42.249	1.217	44	1'42.440	2.512
84	1'48.303	3.247	13	1'42.685	1.400	15	1'42.516	2.921
71	1'48.389	3.333	21	1'42.722	2.141	13	1'42.354	3.042
53	1'48.488	3.432	27	1'42.633	2.351	21	1'42.745	4.477
95	1'49.058	4.002	28	1'42.538	2.467	27	1'42.432	4.655
92	1'49.275	4.219	14	1'43.012	2.832	75	1'42.454	4.917
9	1'49.322	4.266	10	1'43.696	3.209	28	1'43.067	5.058
66	1'49.468	4.412	75	1'43.169	3.333	14	1'42.710	5.271
Lap 2			11	1'42.886	3.483	11	1'42.451	5.472
96	1'42.479		64	1'42.919	3.629	64	1'42.450	5.926
12	1'42.300	0.140	81	1'42.942	3.894	81	1'43.129	7.840
18	1'42.688	0.372	16	1'43.007	4.369	71	1'43.109	8.031
24	1'42.470	0.551	71	1'42.946	4.545	7	1'42.639	8.149
44	1'42.462	0.726	53	1'42.628	5.115	16	1'43.309	8.421
13	1'42.283	0.946	4	1'44.074	5.276	53	1'42.948	9.167
15	1'42.113	1.199	7	1'43.006	5.409	4	1'43.275	9.447
21	1'42.446	1.650	84	1'43.276	6.168	84	1'43.122	9.752
10	1'42.882	1.744	80	1'43.637	6.351	80	1'43.125	10.045
27	1'42.516	1.949	9	1'43.442	7.009	9	1'43.140	10.583
14	1'42.596	2.051	95	1'44.494	7.930	66	1'44.229	14.267
28	1'42.641	2.160	66	1'44.259	8.086	95	1'44.178	14.771
75	1'42.700	2.395	92	1'44.466	8.208	92	1'44.126	14.932
Lap 5			11	1'42.517	4.861	10	4'08.453	2'44.786
96	1'42.042		Lap 7			96	1'41.639	
18	1'42.080	0.526	81	1'42.818	9.019	18	1'41.969	1.013
12	1'42.441	1.167	7	1'42.709	9.219	24	1'42.438	3.005
24	1'42.417	1.610	71	1'43.341	9.733	44	1'42.290	3.163
44	1'42.386	1.912	16	1'43.194	9.976	12	1'42.735	3.443
15	1'42.534	2.245	53	1'42.727	10.255	13	1'42.617	4.020
13	1'42.596	2.528	4	1'43.128	10.936	15	1'42.993	4.275
21	1'42.738	3.572	84	1'43.075	11.188	21	1'42.647	5.485
28	1'42.852	3.831	80	1'43.079	11.485	27	1'42.661	5.677
27	1'42.856	4.063	9	1'42.979	11.923	75	1'42.644	5.922
75	1'42.562	4.303	66	1'43.878	16.506	14	1'42.812	6.444
14	1'43.119	4.401	95	1'44.239	17.371	28	1'43.211	6.630
11	1'42.517	4.861	92	1'44.498	17.791	11	1'43.013	6.846
Lap 8			10	1'43.408	2'46.555	64	1'42.834	7.121
96	1'41.790		Lap 8			81	1'42.818	9.019
18	1'42.012	1.235	96	1'41.790		7	1'42.709	9.219
44	1'42.311	3.684	18	1'42.012	1.235	71	1'43.341	9.733
24	1'42.750	3.965	44	1'42.311	3.684	16	1'43.194	9.976
12	1'42.470	4.123	24	1'42.750	3.965	53	1'42.727	10.255
13	1'42.166	4.396	12	1'42.470	4.123	4	1'43.128	10.936
15	1'42.535	5.020	13	1'42.166	4.396	15	1'42.516	2.921
21	1'42.805	6.500	15	1'42.535	5.020	13	1'42.354	3.042
75	1'42.869	7.001	21	1'42.805	6.500	21	1'42.745	4.477
27	1'43.243	7.130	75	1'42.869	7.001	27	1'42.432	4.655
14	1'42.589	7.243	27	1'43.243	7.130	75	1'42.454	4.917
11	1'43.062	8.118	14	1'42.589	7.243	28	1'43.067	5.058
64	1'43.042	8.373	11	1'43.062	8.118	14	1'42.710	5.271
			64	1'43.042	8.373	11	1'42.451	5.472

 Lapped rider

These data/results cannot be reproduced, stored and/or transmitted in whole or in part by any manner of electronic, mechanical, photocopying, recording, broadcasting or otherwise now known or herein after developed without the previous express consent by the copyright owner, except for reproduction in daily press and regular printed publications on sale to the public within 60 days of the event related to those data/results and always provided that copyright symbol appears together as follows below.

© DORNA, 2025

Official MotoGP Timing by

www.motogp.com

Termas de Río Hondo, Sunday, March 16, 2025

Page 1 of 3

Num	Lap Time	Gap												
28	1'43.650	8.490	14	1'42.662	8.363	13	1'42.512	6.491	18	1'42.420	2.253	44	1'42.777	9.356
81	1'42.952	10.181	27	1'42.682	8.825	15	1'42.682	7.557	13	1'42.762	7.766	13	1'42.775	9.626
7	1'42.900	10.329	75	1'43.010	8.912	24	1'42.443	7.789	44	1'42.718	7.927	24	1'42.633	10.314
16	1'42.673	10.859	11	1'42.716	9.151	21	1'42.929	9.350	24	1'42.892	9.073	15	1'42.892	11.160
71	1'43.131	11.074	64	1'42.426	9.314	14	1'42.748	9.621	15	1'42.998	9.443	21	1'43.077	13.369
53	1'42.912	11.377	28	1'43.474	11.284	27	1'42.709	9.911	14	1'42.849	11.157	14	1'43.988	13.921
4	1'43.519	12.665	7	1'42.993	12.064	11	1'42.674	10.302	21	1'43.237	11.284	11	1'43.140	13.981
84	1'43.383	12.781	81	1'42.996	12.248	75	1'43.003	10.459	27	1'42.901	11.513	27	1'43.410	14.171
80	1'43.332	13.027	16	1'43.025	12.731	64	1'42.798	10.720	11	1'42.874	11.616	75	1'43.088	14.437
9	1'43.348	13.481	71	1'43.003	12.942	28	1'43.221	13.783	75	1'42.990	12.402	7	1'42.784	18.483
66	1'44.104	18.820	53	1'42.972	13.321	7	1'43.233	14.005	28	1'43.361	16.531	28	1'43.262	18.800
95	1'44.267	19.848	4	1'43.342	15.286	81	1'43.166	14.194	7	1'43.684	16.730	81	1'43.169	19.070
92	1'44.103	20.104	84	1'43.327	15.482	53	1'43.433	15.806	81	1'43.555	16.912	53	1'43.108	19.660
10	1'43.319	2'48.084	80	1'43.532	15.874	16	1'43.952	16.142	53	1'42.914	17.689	16	1'43.366	21.377
Lap 9			9	1'43.475	16.106	71	1'44.226	16.286	16	1'43.349	18.771	71	1'43.413	21.720
96	1'42.127		66	1'44.204	22.820	84	1'43.222	18.089	71	1'43.442	19.063	84	1'43.016	22.447
18	1'42.123	1.231	92	1'44.042	24.029	4	1'43.314	18.310	84	1'43.207	20.330	4	1'43.518	23.550
44	1'42.375	3.932	95	1'44.817	25.461	80	1'43.495	18.741	4	1'43.266	20.824	80	1'43.612	24.961
24	1'42.464	4.302	10	1'43.237	2'50.336	9	1'43.571	19.129	80	1'43.576	21.557	9	1'44.058	25.953
12	1'42.507	4.503	Lap 11			66	1'44.112	26.992	9	1'43.709	22.209	66	1'43.980	36.340
13	1'42.473	4.742	96	1'42.157		92	1'43.629	27.402	92	1'44.423	31.986	92	1'43.889	36.968
15	1'42.665	5.558	18	1'41.988	1.264	95	1'44.619	30.720	66	1'44.406	32.044	95	1'44.328	40.447
21	1'42.633	7.006	44	1'42.555	5.012	12	1'57.486	2'37.761	95	1'44.607	35.749	Lap 17		
14	1'42.616	7.732	13	1'42.598	5.904	Lap 13			Lap 15			96	1'42.611	
75	1'43.059	7.933	15	1'42.774	6.800	96	1'41.913		96	1'42.055		18	1'42.586	3.042
27	1'43.171	8.174	24	1'44.303	7.271	18	1'42.297	1.971	18	1'42.566	2.764	13	1'42.686	9.701
11	1'42.475	8.466	21	1'42.834	8.346	13	1'42.564	7.142	44	1'42.787	8.659	44	1'43.165	9.910
64	1'42.673	8.919	14	1'42.592	8.798	44	1'43.244	7.347	13	1'43.220	8.931	24	1'42.660	10.363
28	1'43.478	9.841	27	1'42.459	9.127	24	1'42.443	8.319	24	1'42.743	9.761	15	1'42.799	11.348
7	1'42.900	11.102	75	1'42.626	9.381	15	1'42.939	8.583	15	1'42.960	10.348	21	1'43.292	14.050
81	1'43.229	11.283	11	1'42.559	9.553	21	1'42.748	10.185	14	1'42.911	12.013	11	1'43.522	14.892
16	1'43.005	11.737	64	1'42.690	9.847	14	1'42.738	10.446	21	1'43.143	12.372	14	1'43.700	15.010
71	1'43.023	11.970	28	1'43.360	12.487	27	1'42.752	10.750	27	1'43.383	12.841	27	1'43.672	15.232
53	1'43.130	12.380	7	1'42.790	12.697	11	1'42.491	10.880	11	1'43.360	12.921	75	1'43.577	15.403
4	1'43.437	13.975	81	1'42.862	12.953	75	1'43.004	11.550	75	1'43.082	13.429	7	1'42.935	18.807
84	1'43.532	14.186	71	1'43.200	13.985	64	1'43.049	11.856	28	1'43.142	17.618	28	1'43.060	19.249
80	1'43.473	14.373	16	1'43.541	14.115	7	1'43.092	15.184	7	1'43.104	17.779	81	1'43.142	19.601
9	1'43.308	14.662	53	1'43.134	14.298	28	1'43.438	15.308	81	1'43.124	17.981	53	1'42.953	20.002
66	1'43.954	20.647	84	1'43.467	16.792	81	1'43.214	15.495	53	1'42.998	18.632	16	1'43.424	22.190
92	1'44.041	22.018	4	1'43.792	16.921	53	1'43.020	16.913	16	1'43.375	20.091	71	1'43.434	22.543
95	1'44.954	22.675	80	1'43.454	17.171	16	1'43.331	17.560	71	1'43.379	20.387	84	1'43.127	22.963
10	1'43.173	2'49.130	9	1'43.534	17.483	71	1'43.386	17.759	84	1'43.236	21.511	4	1'43.625	24.564
Lap 10			66	1'44.142	24.805	84	1'43.085	19.261	4	1'43.343	22.112	80	1'43.524	25.874
96	1'42.031		92	1'43.826	25.698	4	1'43.299	19.696	80	1'43.927	23.429	9	1'43.977	27.319
18	1'42.233	1.433	95	1'44.722	28.026	80	1'43.291	20.119	9	1'43.821	23.975	66	1'44.047	37.776
44	1'42.713	4.614	12	3'59.513	2'22.200	9	1'43.422	20.638	66	1'44.451	34.440	92	1'44.273	38.630
12	1'42.372	4.844	10	1'48.101	2'56.280	92	1'44.212	29.701	92	1'45.228	35.159	95	1'44.498	42.334
24	1'42.854	5.125	Lap 12			66	1'44.697	29.776	95	1'44.505	38.199	Lap 18		
13	1'42.752	5.463	96	1'41.925		95	1'44.473	33.280	Lap 16			96	1'42.208	
15	1'42.656	6.183	18	1'42.248	1.587	Lap 14			96	1'42.080		18	1'42.687	3.521
21	1'42.694	7.669	44	1'42.929	6.016	96	1'42.138		18	1'42.383	3.067	13	1'42.566	10.059

Lapped rider

These data/results cannot be reproduced, stored and/or transmitted in whole or in part by any manner of electronic, mechanical, photocopying, recording, broadcasting or otherwise now known or herein after developed without the previous express consent by the copyright owner, except for reproduction in daily press and regular printed publications on sale to the public within 60 days of the event related to those data/results and always provided that copyright symbol appears together as follows below.

© DORNA, 2025

Official MotoGP Timing by  TISSOT

www.motogp.com

Termas de Río Hondo, Sunday, March 16, 2025

Page 2 of 3



Num	Lap Time	Gap			
44	1'42.661	10.363	24	1'42.692	10.973
24	1'42.764	10.919	15	1'43.406	13.411
15	1'42.979	12.119	11	1'43.032	16.343
21	1'43.502	15.344	21	1'43.577	16.766
11	1'42.867	15.551	75	1'44.213	18.479
75	1'43.223	16.418	27	1'44.254	18.728
14	1'43.762	16.564	14	1'44.177	19.170
27	1'43.741	16.765	7	1'43.369	21.037
7	1'43.244	19.843	81	1'43.127	21.925
28	1'43.500	20.541	53	1'43.659	22.883
81	1'43.237	20.630	28	1'43.277	23.006
53	1'43.092	20.886	16	1'43.540	25.323
16	1'43.484	23.466	84	1'43.310	25.583
84	1'43.562	24.317	71	1'44.332	27.395
71	1'44.088	24.423	4	1'43.621	28.721
4	1'44.055	26.411	80	1'43.523	29.083
80	1'43.737	27.403	9	1'44.484	32.919
9	1'43.910	29.021	66	1'43.938	42.581
66	1'44.234	39.802	92	1'43.975	43.292
92	1'44.295	40.717	95	1'44.732	48.866
95	1'44.561	44.687			

Lap 21

Lap 19			Lap 21		
96	1'42.480		96	1'43.056	
18	1'42.707	3.748	18	1'42.989	3.525
13	1'42.852	10.431	13	1'42.803	10.098
44	1'42.872	10.755	44	1'42.880	10.508
24	1'42.729	11.168	24	1'43.092	11.009
15	1'43.253	12.892	15	1'44.054	14.409
21	1'43.212	16.076	11	1'43.386	16.673
11	1'43.127	16.198	21	1'43.663	17.373
75	1'43.215	17.153	27	1'43.363	19.035
27	1'43.076	17.361	75	1'43.943	19.366
14	1'43.796	17.880	14	1'44.470	20.584
7	1'43.192	20.555	7	1'43.454	21.435
81	1'43.535	21.685	81	1'43.577	22.446
53	1'43.705	22.111	53	1'43.389	23.216
28	1'44.555	22.616	28	1'43.352	23.302
16	1'43.684	24.670	16	1'43.517	25.784
84	1'43.323	25.160	84	1'43.455	25.982
71	1'44.007	25.950	71	1'44.886	29.225
4	1'44.056	27.987	4	1'43.655	29.320
80	1'43.524	28.447	80	1'43.491	29.518
9	1'44.781	31.322	9	1'44.907	34.770
66	1'44.208	41.530	66	1'44.384	43.909
92	1'43.967	42.204	92	1'43.921	44.157
95	1'44.814	47.021	95	1'44.611	50.421

Lap 20		
96	1'42.887	
18	1'42.731	3.592
13	1'42.807	10.351
44	1'42.816	10.684

Lapped rider

These data/results cannot be reproduced, stored and/or transmitted in whole or in part by any manner of electronic, mechanical, photocopying, recording, broadcasting or otherwise now known or herein after developed without the previous express consent by the copyright owner, except for reproduction in daily press and regular printed publications on sale to the public within 60 days of the event related to those data/results and always provided that copyright symbol appears together as follows below.

© DORNA, 2025

Official MotoGP Timing by  TISSOT

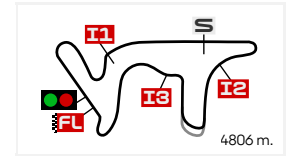
www.motogp.com

Termas de Río Hondo, Sunday, March 16, 2025

Page 3 of 3

2025 ROOKIE OF THE YEAR CLASSIFICATION

GRAN PREMIO YPF ENERGÍA DE ARGENTINA



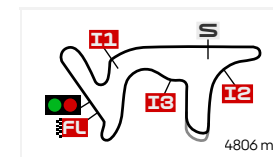
Termas de Río Hondo

Rider	Nation	Points	Leader	Previous	THA	ARG	AME	QAT	SPA	FRA	GBR	ARA	ITA	NED	GER	CZE	AUT	HUN	CAT	RSM	JPN	INA	AUS	MAL	POR	VAL	
1 HOLGADO Daniel	SPA	15			8	7																					
2 HUERTAS Adrian	SPA	2	13	13	2	-																					

These data/results cannot be reproduced, stored and/or transmitted in whole or in part by any manner of electronic, mechanical, photocopying, recording, broadcasting or otherwise now known or herein after developed without the previous express consent by the copyright owner, except for reproduction in daily press and regular printed publications on sale to the public within 60 days of the event related to those data/results and always provided that copyright symbol appears together as follows below.
 © DORNA, 2025

2025 RIDERS PERFORMANCE

GRAN PREMIO YPF ENERGÍA DE ARGENTINA



Termas de Río Hondo

(Qualifying Position - Starting Position - Race Position)

#	Rider	Pts	THA	ARG	AME	QAT	SPA	FRA	GBR	ARA	ITA	NED	GER	CZE	AUT	HUN	CAT	RSM	JPN	INA	AUS	MAL	POR	VAL	
1	GONZALEZ Manuel	45	1	1																					
			1-1	1-2	-	-	-	-	-	-	-	-	-	-	-	-	-	-	-	-	-	-	-	-	-
2	DIXON Jake	34	8	2																					
			8-7	2-1	-	-	-	-	-	-	-	-	-	-	-	-	-	-	-	-	-	-	-	-	-
3	CANET Aron	33	3	10																					
			3-2	10-4	-	-	-	-	-	-	-	-	-	-	-	-	-	-	-	-	-	-	-	-	-
4	RAMIREZ Marcos	22	7	3																					
			7-5	3-5	-	-	-	-	-	-	-	-	-	-	-	-	-	-	-	-	-	-	-	-	-
5	AGIUS Senna	19	4	22																					
			4-3	22-13	-	-	-	-	-	-	-	-	-	-	-	-	-	-	-	-	-	-	-	-	-
6	VIETTI Celestino	16	2	9																					
			2-NC	9-3	-	-	-	-	-	-	-	-	-	-	-	-	-	-	-	-	-	-	-	-	-
7	HOLGADO Daniel	15	15	14																					
			15-8	14-9	-	-	-	-	-	-	-	-	-	-	-	-	-	-	-	-	-	-	-	-	-
8	BALTUS Barry	14	5	15																					
			5-6	15-12	-	-	-	-	-	-	-	-	-	-	-	-	-	-	-	-	-	-	-	-	-
9	LOPEZ Alonso	14	9	7																					
			9-10	7-8	-	-	-	-	-	-	-	-	-	-	-	-	-	-	-	-	-	-	-	-	-
10	MOREIRA Diogo	13	10	5																					
			10-4	5-NC	-	-	-	-	-	-	-	-	-	-	-	-	-	-	-	-	-	-	-	-	-
11	ARENAS Albert	11	13	18																					
			13-11	18-10	-	-	-	-	-	-	-	-	-	-	-	-	-	-	-	-	-	-	-	-	-
12	BINDER Darryn	10	6	8																					
			6-17	8-6	-	-	-	-	-	-	-	-	-	-	-	-	-	-	-	-	-	-	-	-	-

NC=Not classified NL=Not finished first lap NP=Not started race re-start N2=Not finished first lap race re-start EX=Excluded NS=Not Started DS=Disqualified

These data/results cannot be reproduced, stored and/or transmitted in whole or in part by any manner of electronic, mechanical, photocopying, recording, broadcasting or otherwise now known or herein after developed without the previous express consent by the copyright owner, except for reproduction in daily press and regular printed publications on sale to the public within 60 days of the event related to those data/results and always provided that copyright symbol appears together as follows below.

© DORNA, 2025

#	Rider	Pts	THA	ARG	AME	QAT	SPA	FRA	GBR	ARA	ITA	NED	GER	CZE	AUT	HUN	CAT	RSM	JPN	INA	AUS	MAL	POR	VAL	
13	ESCRIG Alex	9	22	4																					
			29-NS	4-7	-	-	-	-	-	-	-	-	-	-	-	-	-	-	-	-	-	-	-	-	-
14	ARBOLINO Tony	8	20	12																					
			20-13	12-11	-	-	-	-	-	-	-	-	-	-	-	-	-	-	-	-	-	-	-	-	-
15	SALAC Filip	7	16	6																					
			16-9	6-NC	-	-	-	-	-	-	-	-	-	-	-	-	-	-	-	-	-	-	-	-	-
16	ÖNCÜ Deniz	6	12	19																					
			12-12	19-14	-	-	-	-	-	-	-	-	-	-	-	-	-	-	-	-	-	-	-	-	-
17	HUERTAS Adrian	2	18	17																					
			18-14	17-NL	-	-	-	-	-	-	-	-	-	-	-	-	-	-	-	-	-	-	-	-	-
18	GUEVARA Izan	1	11	23																					
			11-16	23-15	-	-	-	-	-	-	-	-	-	-	-	-	-	-	-	-	-	-	-	-	-
19	AJI Mario	1	14	13																					
			14-15	13-NC	-	-	-	-	-	-	-	-	-	-	-	-	-	-	-	-	-	-	-	-	-
20	ROBERTS Joe	0	27	16																					
			27-18	16-16	-	-	-	-	-	-	-	-	-	-	-	-	-	-	-	-	-	-	-	-	-
21	VD GOORBERGH Zonta	0	26	11																					
			26-24	11-17	-	-	-	-	-	-	-	-	-	-	-	-	-	-	-	-	-	-	-	-	-
22	SASAKI Ayumu	0	21	21																					
			21-23	21-18	-	-	-	-	-	-	-	-	-	-	-	-	-	-	-	-	-	-	-	-	-
23	ORTOLA Ivan	0	19	24																					
			19-22	24-19	-	-	-	-	-	-	-	-	-	-	-	-	-	-	-	-	-	-	-	-	-
24	KUNII Yuki	0	23	27																					
			23-19	27-23	-	-	-	-	-	-	-	-	-	-	-	-	-	-	-	-	-	-	-	-	-
25	ALONSO David	0	25	20																					
			25-21	20-20	-	-	-	-	-	-	-	-	-	-	-	-	-	-	-	-	-	-	-	-	-
26	VEIJER Collin	0	24	25																					
			24-20	25-24	-	-	-	-	-	-	-	-	-	-	-	-	-	-	-	-	-	-	-	-	-
27	NAVARRO Jorge	0	17	26																					
			17-NL	26-21	-	-	-	-	-	-	-	-	-	-	-	-	-	-	-	-	-	-	-	-	-
28	GUTIERREZ Oscar	0	28	28																					
			28-25	28-22	-	-	-	-	-	-	-	-	-	-	-	-	-	-	-	-	-	-	-	-	-

NC=Not classified NL=Not finished first lap NP=Not started race re-start N2=Not finished first lap race re-start EX=Excluded NS=Not Started DS=Disqualified

These data/results cannot be reproduced, stored and/or transmitted in whole or in part by any manner of electronic, mechanical, photocopying, recording, broadcasting or otherwise now known or herein after developed without the previous express consent by the copyright owner, except for reproduction in daily press and regular printed publications on sale to the public within 60 days of the event related to those data/results and always provided that copyright symbol appears together as follows below.

© DORNA, 2025

Official MotoGP Timing by  TISSOT

www.motogp.com

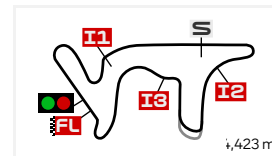
Termas de Río Hondo, Sunday, March 16, 2025



OFFICIAL STARTING GRID

GRAN PREMIO YPF ENERGÍA DE ARGENTINA

RACE : 21 LAPS = 100.926 KM



Termas de Río Hondo


1	1 1'40.870 18 Manuel GONZALEZ Kalex	2	2 1'41.070 96 Jake DIXON Boscoscuro	3	3 1'41.096 24 Marcos RAMIREZ Kalex
2	4 1'41.114 11 Alex ESCRIG Forward	5	5 1'41.156 10 Diogo MOREIRA Kalex	6	6 1'41.193 12 Filip SALAC Boscoscuro
3	7 1'41.287 21 Alonso LOPEZ Boscoscuro	8	8 1'41.296 15 Darryn BINDER Kalex	9	9 1'41.297 13 Celestino VIETTI Boscoscuro
4	10 1'41.314 44 Aron CANET Kalex	11	11 1'41.319 84 Zonta VD GOORBERGH Kalex	12	12 1'41.340 14 Tony ARBOLINO Boscoscuro
5	13 1'41.385 64 Mario AJI Kalex	14	14 1'41.406 27 Daniel HOLGADO Kalex	15	15 1'41.430 7 Barry BALTUS Kalex
6	16 1'41.474 16 Joe ROBERTS Kalex	17	17 1'41.533 99 Adrian HUERTAS Kalex	18	18 1'41.658 75 Albert ARENAS Kalex
7	19 1'41.628 53 Deniz ÖNCÜ Kalex	20	20 1'41.734 80 David ALONSO Kalex	21	21 1'41.765 71 Ayumu SASAKI Kalex

The results are provisional until the end of the limit for protest and appeal

Time limit for protest expires 60' after publication of the results - **Nicolas TORTONE** Time: **14:41**

These data/results cannot be reproduced, stored and/or transmitted in whole or in part by any manner of electronic, mechanical, photocopying, recording, broadcasting or otherwise now known or herein after developed without the previous express consent by the copyright owner, except for reproduction in daily press and regular printed publications on sale to the public within 60 days of the event related to those data/results and always provided that copyright symbol appears together as follows below.

© DORNA, 2025

Official MotoGP Timing by  TISSOT

www.motogp.com

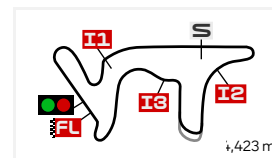
Termas de Río Hondo, Saturday, March 15, 2025

Page 1 of 2

OFFICIAL STARTING GRID

GRAN PREMIO YPF ENERGÍA DE ARGENTINA

RACE : 21 LAPS = 100,926 KM



Termas de Río Hondo

8

22

1'41.806

81 Senna AGIUS

Kalex

23

1'41.925

28 Izan GUEVARA

Boscoscuro

24

1'42.189

4 Ivan ORTOLA

Boscoscuro

9

25

1'42.204

95 Collin VEIJER

Kalex

26

1'42.303

9 Jorge NAVARRO

Forward

27

1'42.540

92 Yuki KUNII

Kalex

10

28

1'43.004

66 Oscar GUTIERREZ

Boscoscuro

The results are provisional until the end of the limit for protest and appeal

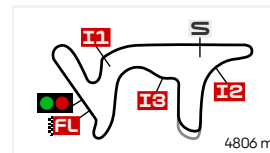
Time limit for protest expires 60' after publication of the results - **Nicolas TORTONE** Time: **14:41**

These data/results cannot be reproduced, stored and/or transmitted in whole or in part by any manner of electronic, mechanical, photocopying, recording, broadcasting or otherwise now known or herein after developed without the previous express consent by the copyright owner, except for reproduction in daily press and regular printed publications on sale to the public within 60 days of the event related to those data/results and always provided that copyright symbol appears together as follows below.

© DORNA, 2025

Official MotoGP Timing by  TISSOT

www.motogp.com



Termas de Río Hondo

TOP SPEED & AVERAGE

GRAN PREMIO YPF ENERGÍA DE ARGENTINA

RACE

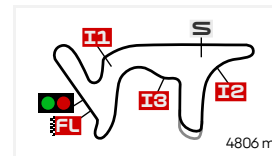
#	Rider	Nation	Motorcycle	Top 5 speeds					Average	Top
14	Tony ARBOLINO	ITA	BOSCOSCURO	289.5	289.5	288.9	288.2	287.5	288.7	289.5
28	Izan GUEVARA	SPA	BOSCOSCURO	289.5	288.2	287.5	285.6	285.6	287.3	289.5
53	Deniz ÖNCÜ	TUR	KALEX	289.5	287.5	287.5	287.5	287.5	287.9	289.5
75	Albert ARENAS	SPA	KALEX	289.5	288.2	286.2	285.6	285.6	287.0	289.5
4	Ivan ORTOLA	SPA	BOSCOSCURO	288.9	287.5	285.6	285.6	285.6	286.6	288.9
27	Daniel HOLGADO	SPA	KALEX	288.9	287.5	287.5	286.9	286.9	287.5	288.9
13	Celestino VIETTI	ITA	BOSCOSCURO	287.5	286.9	286.2	286.2	285.6	286.2	287.5
15	Darryn BINDER	RSA	KALEX	287.5	284.3	284.3	282.3	282.3	284.1	287.5
80	David ALONSO	COL	KALEX	287.5	286.9	284.9	284.3	284.3	285.4	287.5
11	Alex ESCRIG	SPA	FORWARD	286.9	285.6	285.6	284.9	284.9	285.6	286.9
21	Alonso LOPEZ	SPA	BOSCOSCURO	286.9	286.2	283.6	283.6	283.0	284.7	286.9
81	Senna AGIUS	AUS	KALEX	286.9	286.2	286.2	284.9	284.9	285.8	286.9
7	Barry BALTUS	BEL	KALEX	286.2	284.9	284.3	283.0	282.3	283.8	286.2
12	Filip SALAC	CZE	BOSCOSCURO	286.2	284.3	281.7	281.7	281.7	282.9	286.2
71	Ayumu SASAKI	JPN	KALEX	286.2	284.9	283.6	282.3	282.3	283.9	286.2
24	Marcos RAMIREZ	SPA	KALEX	285.6	283.0	283.0	282.3	281.7	283.1	285.6
66	Oscar GUTIERREZ	SPA	BOSCOSCURO	285.6	283.0	283.0	281.1	280.4	282.6	285.6
84	Zonta VD GOORBERGH	NED	KALEX	285.6	285.6	284.9	284.9	283.6	284.7	285.6
95	Collin VEIJER	NED	KALEX	285.6	283.6	283.0	283.0	283.0	283.6	285.6
16	Joe ROBERTS	USA	KALEX	284.9	284.3	283.6	282.3	281.1	283.2	284.9
92	Yuki KUNII	JPN	KALEX	284.9	284.3	283.6	283.0	282.3	283.6	284.9
9	Jorge NAVARRO	SPA	FORWARD	284.3	283.0	283.0	281.7	281.7	282.6	284.3
44	Aron CANET	SPA	KALEX	284.3	283.0	282.3	281.7	281.7	282.6	284.3
64	Mario AJI	INA	KALEX	284.3	284.3	284.3	283.6	283.6	284.0	284.3
10	Diogo MOREIRA	BRA	KALEX	283.6	282.3	281.1	280.4	278.0	281.1	283.6
18	Manuel GONZALEZ	SPA	KALEX	281.7	280.4	278.6	278.6	277.3	278.6	281.7
96	Jake DIXON	GBR	BOSCOSCURO	280.4	279.8	279.8	279.8	279.8	279.9	280.4

These data/results cannot be reproduced, stored and/or transmitted in whole or in part by any manner of electronic, mechanical, photocopying, recording, broadcasting or otherwise now known or herein after developed without the previous express consent by the copyright owner, except for reproduction in daily press and regular printed publications on sale to the public within 60 days of the event related to those data/results and always provided that copyright symbol appears together as follows below.

© DORNA, 2025

Official MotoGP Timing by www.motogp.com

Termas de Río Hondo, Sunday, March 16, 2025



Termas de Río Hondo

FASTEST LAPS SEQUENCE

GRAN PREMIO YPF ENERGÍA DE ARGENTINA RACE

Lap	Race Time	# Rider	Nation	Motorcycle	Time	Km/h	Riders's Lap
2	3'27.535	96 Jake DIXON	GBR	BOSCOSCURO	1'42.479	168.8	2
2	3'27.675	12 Filip SALAC	CZE	BOSCOSCURO	1'42.300	169.1	2
2	3'28.481	13 Celestino VIETTI	ITA	BOSCOSCURO	1'42.283	169.1	2
2	3'28.734	15 Darryn BINDER	RSA	KALEX	1'42.113	169.4	2
4	6'51.814	96 Jake DIXON	GBR	BOSCOSCURO	1'42.048	169.5	4
5	8'33.856	96 Jake DIXON	GBR	BOSCOSCURO	1'42.042	169.5	5
6	10'15.696	96 Jake DIXON	GBR	BOSCOSCURO	1'41.840	169.8	6
7	11'57.335	96 Jake DIXON	GBR	BOSCOSCURO	1'41.639	170.2	7

These data/results cannot be reproduced, stored and/or transmitted in whole or in part by any manner of electronic, mechanical, photocopying, recording, broadcasting or otherwise now known or herein after developed without the previous express consent by the copyright owner, except for reproduction in daily press and regular printed publications on sale to the public within 60 days of the event related to those data/results and always provided that copyright symbol appears together as follows below.

© DORNA, 2025

Official MotoGP Timing by

www.motogp.com

Termas de Río Hondo, Sunday, March 16, 2025