



Jerez - 4423 m



1

CIRCUITO DE JEREZ - TEST POST RACE WSBK

Tuesday, October 22nd 2024

TESTING RESULTS

CONDICIONES ATMOSFERICAS: **Soleado**

ESTADO DE LA PISTA: **Seca**

Ord.	#	Piloto	Licencia	Club	Marca	NV	VR	Tiempo	Gap	Intv	VMax
1	11	wsbk Nicolo BULEGA NB1	ITA	Aruba.it Racing - Ducati	Ducati	64	31	1:38.142	----	----	276,9
2	12	wsbk Nicolo BULEGA NB2	ITA	Aruba.it Racing - Ducati	Ducati	22	15	1:39.166	1.024	1.024	273,4
3	19	wsbk Alvaro BAUTISTA AB1	ESP	Aruba.it Racing - Ducati	Ducati	85	20	1:39.567	1.425	0.401	276,2
4	31	wsbk Garrett GERLOFF	USA	Kawasaki Puccetti Racing	Kawasaki	77	71	1:39.650	1.508	0.083	270,0
5	197	wsbk Xavi VIERGE XV2	ESP	TEAM HRC WSBK	Honda	33	6	1:39.971	1.829	0.321	270,7
6	297	wsbk Xavi VIERGE XV3	ESP	TEAM HRC WSBK	Honda	34	11	1:40.010	1.868	0.039	271,4
7	18	wsbk Ryan VICKERS RV2	GBR	Motocorsa Racing	Ducati	68	62	1:40.922	2.780	0.912	271,4
8	97	wsbk Xavi VIERGE XV1	ESP	TEAM HRC WSBK	Honda	13	8	1:40.945	2.803	0.023	268,0
9	95	wsbk Tarran MACKENZIE	GBR	PETRONAS MIE Racing Hon	Honda	70	7	1:41.063	2.921	0.118	265,4
10	121	wsbk Marcus REITERBERGER M	GER	Rokit BMW Motorrad WSBK	BMW	26	5	1:41.088	2.946	0.025	266,7
11	49	wsbk Tetsuta NAGASHIMA TN1	JAP	HRC TEST TEAM	Honda	46	29	1:41.183	3.041	0.095	269,3
12	122	wsbk Marcus REITERBERGER M	GER	Rokit BMW Motorrad WSBK	BMW	22	17	1:41.298	3.156	0.115	268,0
13	21	wsbk TR PROMETEO		BbkRT	Kawasaki	28	21	1:41.360	3.218	0.062	266,7
14	22	wsbk TR BIMOTA 1		BbkRT	Kawasaki	30	25	1:41.469	3.327	0.109	270,0
15	46	wsbk Thomas BRIDEWELL TB1	GBR	Honda Racing UK	Honda	69	25	1:41.614	3.472	0.145	264,1
16	23	wsbk TR BIMOTA 2		BbkRT	Kawasaki	14	4	1:41.673	3.531	0.059	264,1
17	51	wsbk Sylvain GUINTOLI SG2	FRA	Rokit BMW Motorrad WSBK	BMW	56	8	1:41.806	3.664	0.133	270,0
18	50	wsbk Sylvain GUINTOLI SG1	FRA	Rokit BMW Motorrad WSBK	BMW	8	8	1:42.458	4.316	0.652	269,3
19	69	wsbk Thomas BOOTH-AMOS	GBR	PTR Triumph	Triumph	59	15	1:42.889	4.747	0.431	237,4
20	5	wssp Philipp OETTL PO1	GER	ARUBA WSS	Ducati	64	46	1:43.057	4.915	0.168	241,6
21	150	Oli BAYLISS	MON	PTR	Triumph	42	39	1:44.243	6.101	1.186	233,3

Circuito de Jerez, 22 DE OCTUBRE DE 2024

Hora:	Hora:	RESULTADOS PUBLICADOS A LAS 17:34 HORAS
-------	-------	---



Jerez - 4423 m



2

CIRCUITO DE JEREZ - TEST POST RACE WSBK

Tuesday, October 22nd 2024

LAP BY LAP

Vuelta	5	11	12	18	19	21	22	23	31	46	49	50
1	1:57.863	1:49.117	1:55.751	2:08.023	1:49.366	1:55.026	1:51.252	2:07.397	1:52.654	1:49.377	1:50.518	PIT EXIT
2	1:49.748	1:39.064	1:40.101	PIT EXIT	1:41.304	1:44.286	1:42.621	1:41.902	1:42.864	1:42.513	1:42.045	1:57.647
3	1:48.437	1:39.401	1:39.779	1:56.818	1:40.780	1:43.212	1:42.140	1:41.822	1:41.532	1:41.991	1:41.695	1:49.325
4	1:46.340	1:40.284	1:39.750	1:44.830	1:40.510	1:42.836	1:41.790	1:41.673*	1:40.626	1:41.810	1:41.689	1:44.466
5	1:45.646	1:41.898	1:39.803	1:43.775	1:40.252	1:42.629	PIT EXIT	1:41.692	1:40.790	1:41.798	1:41.275	1:43.217
6	1:45.707	1:39.182	1:39.967	1:42.910	1:40.277	1:47.716	1:49.533	1:47.258	1:40.600	1:42.119	PIT EXIT	1:43.371
7	1:48.766	1:39.181	PIT EXIT	1:42.035	1:39.907	1:42.386	1:42.414	1:41.754	PIT EXIT	PIT EXIT	1:48.289	1:42.624
8	1:44.820	PIT EXIT	1:47.952	1:42.239	1:40.013	PIT EXIT	1:42.079	PIT EXIT	1:50.409	1:56.405	1:42.988	1:42.458*
9	PIT EXIT	1:43.010	1:39.397	1:41.835	PIT EXIT	1:54.048	1:48.828	1:47.835	1:41.538	1:41.921	1:41.603	
10	1:53.667	1:38.671	1:39.644	1:41.733	1:45.813	1:43.320	1:42.230	1:42.069	1:40.285	1:41.706	1:41.323	
11	1:45.410	1:38.503	1:39.646	1:41.638	1:40.050	1:42.435	PIT EXIT	PIT EXIT	1:40.380	1:41.892	1:41.302	
12	1:44.722	1:38.938	1:39.656	PIT EXIT	1:39.733	1:42.629	1:51.671	1:49.583	1:40.691	1:42.079	PIT EXIT	
13	1:44.365	PIT EXIT	PIT EXIT	1:49.348	1:39.695	1:42.666	1:42.733	1:42.056	1:40.313	1:42.613	1:49.988	
14	PIT EXIT	1:45.869	1:48.110	1:41.943	1:39.680	1:42.413	1:42.055	1:41.951	PIT EXIT	PIT EXIT	1:41.910	
15	1:53.751	1:39.364	1:39.166*	1:42.359	1:39.817	PIT EXIT	1:42.328		1:49.182	1:48.820	1:41.536	
16	1:44.822	1:39.209	1:39.245	PIT EXIT	1:40.108	1:49.783	1:42.140		1:41.353	1:42.719	1:41.722	
17	1:44.565	1:40.359	1:39.330	1:45.971	1:40.014	1:42.204	1:50.735		1:40.673	1:45.810	1:41.774	
18	1:44.264	1:39.433	1:39.489	1:41.573	PIT EXIT	1:42.006	1:42.177		1:40.939	1:42.466	PIT EXIT	
19	1:43.999	1:39.178	1:40.370	1:41.735	1:44.765	1:41.550	PIT EXIT		1:40.846	1:42.375	1:49.218	
20	1:43.829	1:39.264	1:40.133	1:41.475	1:39.567*	1:49.184	1:51.438		PIT EXIT	1:42.596	1:41.997	
21	PIT EXIT	1:39.080	1:39.763	1:41.512	1:39.624	1:41.360*	1:41.679		1:47.960	PIT EXIT	1:41.415	
22	1:48.697	1:39.278	1:39.603	PIT EXIT	PIT EXIT	PIT EXIT	1:41.737		1:40.391	1:47.447	1:41.279	
23	1:43.827	PIT EXIT		1:56.493	1:47.828	1:50.282	1:41.663		1:40.684	1:42.156	1:42.435	
24	1:43.263	1:46.356		1:41.482	1:40.425	1:42.690	1:41.773		1:40.201	1:41.691	1:41.758	
25	1:43.528	1:38.854		1:41.580	1:40.568	1:42.567	1:41.469*		1:44.430	1:41.614*	1:41.661	
26	1:43.679	1:38.942		1:41.239	1:40.317	1:42.301	PIT EXIT		PIT EXIT	1:41.648	1:41.823	
27	1:44.024	1:39.328		1:41.250	1:40.299	1:42.346	1:47.358		1:46.972	1:42.918	1:41.788	
28	1:44.719	1:39.202		1:41.358	1:40.043	1:42.099	1:41.524		1:40.367	PIT EXIT	1:41.832	
29	1:43.445	PIT EXIT		1:41.352	1:39.874		1:41.678		1:40.268	1:48.662	1:41.183*	
30	PIT EXIT	1:45.855		1:41.409	1:39.983		1:41.514		1:40.376	1:42.253	PIT EXIT	
31	1:52.802	1:38.142*		1:41.385	PIT EXIT				1:40.928	1:42.185	1:49.612	
32	1:46.382	1:38.230		PIT EXIT	1:44.790				1:40.314	1:42.291	1:42.346	
33	1:45.467	PIT EXIT		1:58.276	1:40.057				1:40.599	1:42.135	1:41.929	
34	1:44.884	1:51.469		1:42.445	1:40.037				PIT EXIT	1:42.511	1:42.222	
35	1:51.674	1:39.014		1:41.723	1:40.024				1:51.699	PIT EXIT	1:42.035	
36	1:44.690	1:39.013		1:42.689	1:40.121				1:42.488	1:49.742	1:41.978	
37	PIT EXIT	1:39.262		1:41.690	1:39.835				1:41.155	1:42.892	1:41.826	
38	1:49.171	1:39.419		1:41.568	1:39.783				1:40.801	1:42.974	1:41.757	
39	1:44.136	PIT EXIT		1:41.642	1:40.015				1:40.507	1:42.481	1:41.506	
40	1:43.646	1:49.321		1:41.981	PIT EXIT				1:41.107	1:42.669	1:42.105	
41	1:43.485	1:42.195		1:42.153	1:44.746				1:40.796	1:42.607	1:41.445	
42	1:43.463	1:41.518		PIT EXIT	1:40.004				1:40.993	PIT EXIT	PIT EXIT	
43	1:43.204	1:41.376		1:55.834	1:39.874				1:41.243	1:59.718	1:51.165	
44	1:49.839	1:41.168		1:42.149	1:39.909				PIT EXIT	1:54.898	1:42.915	
45	1:43.231	1:41.365		1:41.729	1:40.028				1:49.965	1:42.194	1:42.864	
46	1:43.057*	1:40.715		1:41.454	1:40.181				1:41.287	1:42.269	1:43.632	



Jerez - 4423 m



2

CIRCUITO DE JEREZ - TEST POST RACE WSBK

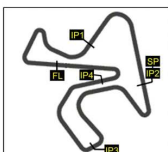
Tuesday, October 22nd 2024

LAP BY LAP

Vuelta	5	11	12	18	19	21	22	23	31	46	49	50
47	PIT EXIT	1:40.589		1:41.366	1:40.385				1:41.172	1:42.033		
48	1:54.006	PIT EXIT		1:41.308	1:40.133				1:41.602	1:41.907		
49	1:44.603	1:49.577		1:41.289	PIT EXIT				1:41.229	PIT EXIT		
50	1:44.284	1:39.657		1:41.337	1:49.421				1:41.400	1:53.561		
51	1:44.005	1:39.753		1:41.447	1:42.177				1:41.494	1:42.168		
52	1:43.898	1:40.067		PIT EXIT	1:41.552				1:42.056	1:42.303		
53	1:43.631	PIT EXIT		1:55.314	1:41.341				PIT EXIT	1:42.751		
54	1:43.449	1:47.108		1:41.918	1:41.489				1:49.733	PIT EXIT		
55	1:43.660	1:40.213		1:41.497	1:41.398				1:41.439	1:47.635		
56	1:43.293	1:39.901		1:53.995	1:40.858				1:40.886	1:43.387		
57	PIT EXIT	1:39.900		1:42.267	1:40.665				1:41.152	1:43.154		
58	1:59.502	1:39.809		1:42.079	PIT EXIT				1:41.042	1:42.928		
59	1:43.719	PIT EXIT		PIT EXIT	1:44.963				1:41.118	PIT EXIT		
60	1:43.515	1:44.437		1:49.383	1:40.540				1:41.229	1:49.708		
61	1:43.827	1:39.659		1:41.034	1:40.882				1:41.291	1:43.108		
62	1:43.253	1:39.932		1:40.922*	1:40.870				1:40.815	1:42.750		
63	PIT EXIT	1:39.792		1:41.269	1:40.492				PIT EXIT	PIT EXIT		
64	PIT EXIT	1:39.562		1:41.275	1:40.496				1:48.868	1:51.358		
65				1:41.499	1:40.259				1:44.268	1:42.557		
66				1:41.724	1:40.148				1:40.015	1:42.004		
67				PIT EXIT	1:40.045				1:39.808	1:42.068		
68				PIT EXIT	PIT EXIT				1:40.088	1:42.431		
69					1:44.692				PIT EXIT	1:42.241		
70					1:40.013				1:49.428			
71					1:40.445				1:39.650*			
72					1:40.203				1:40.509			
73					1:40.587				1:40.282			
74					1:40.426				1:40.083			
75					1:40.375				1:39.944			
76					1:40.486				1:40.145			
77					PIT EXIT				PIT EXIT			
78					1:45.955							
79					1:40.688							
80					1:40.119							
81					1:40.226							
82					1:40.396							
83					1:40.285							
84					1:40.472							
85					1:40.442							

Vuelta	51	69	95	97	121	122	150	197	297			
1	PIT EXIT	1:49.867	1:50.961	1:50.828	PIT EXIT	PIT EXIT	2:02.632	1:40.822	1:55.059			
2	1:51.796	1:44.344	1:42.051	1:42.580	1:56.114	1:55.417	1:49.576	1:40.578	1:41.285			
3	1:44.628	1:43.981	1:41.468	1:46.240	1:42.021	1:42.399	1:47.351	1:40.445	1:42.437			
4	1:42.192	1:43.802	1:41.315	1:41.343	1:41.330	1:42.477	1:46.729	1:40.193	1:40.611			
5	PIT EXIT	1:43.563	1:41.381	1:41.375	1:41.088*	1:41.647	1:47.169	1:48.998	1:40.399			





Jerez - 4423 m



2

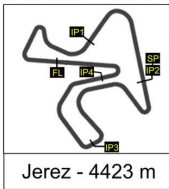
CIRCUITO DE JEREZ - TEST POST RACE WSBK

Tuesday, October 22nd 2024

LAP BY LAP

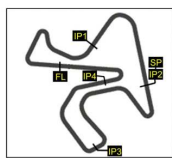
Vuelta	51	69	95	97	121	122	150	197	297			
6	1:54.621	1:43.364	1:41.076	PIT EXIT	1:48.707	1:43.473	1:46.239	1:39.971*	1:40.592			
7	1:42.319	1:43.143	1:41.063*	1:49.866	1:41.195	1:42.576	1:46.193	PIT EXIT	PIT EXIT			
8	1:41.806*	1:43.236	PIT EXIT	1:40.945*	PIT EXIT	PIT EXIT	1:46.005	1:50.481	PIT EXIT			
9	1:41.833	PIT EXIT	1:49.529	1:41.200	1:52.726	1:56.963	PIT EXIT	1:40.851	1:55.520			
10	1:41.934	1:48.679	1:41.383	1:41.620	1:41.851	1:42.212	1:53.147	1:40.564	1:40.271			
11	1:46.674	1:44.139	1:41.356	1:41.269	1:41.666	1:42.296	1:46.167	1:40.943	1:40.010*			
12	1:43.430	1:43.560	1:41.510	1:41.101	1:41.586	PIT EXIT	1:46.302	1:41.012	1:41.186			
13	1:42.175	1:43.303	1:41.556	1:40.952	1:42.696	1:55.081	1:45.830	1:40.918	1:41.102			
14	1:45.585	1:43.092	1:41.763		PIT EXIT	1:42.391	1:45.828	PIT EXIT	1:41.094			
15	1:42.272	1:42.889*	PIT EXIT		1:52.931	PIT EXIT	1:45.662	1:51.638	1:40.077			
16	1:42.295	PIT EXIT	1:50.427		1:41.533	1:52.572	PIT EXIT	1:40.679	PIT EXIT			
17	1:42.197	1:52.177	1:42.131		1:41.592	1:41.298*	1:52.426	1:40.433	1:51.383			
18	1:42.657	1:44.847	1:41.851		1:43.949	1:41.435	1:45.819	1:40.560	1:41.308			
19	PIT EXIT	2:02.442	1:42.070		1:41.772	1:42.775	1:45.152	1:40.328	1:40.837			
20	PIT EXIT	1:45.483	1:42.227		1:42.096	PIT EXIT	1:45.008	1:40.531	1:41.090			
21	PIT EXIT	1:44.333	PIT EXIT		PIT EXIT	1:53.555	1:44.882	PIT EXIT	1:40.940			
22	1:49.973	1:44.113	1:53.352		1:51.838	1:42.042	1:44.413	1:51.580	1:40.851			
23	1:41.977	1:44.119	1:41.456		1:41.893		1:45.694	1:41.123	PIT EXIT			
24	1:42.050	1:44.129	1:41.545		PIT EXIT		1:44.434	1:40.967	1:49.312			
25	1:44.723	PIT EXIT	1:41.474		1:52.779		PIT EXIT	1:40.572	1:41.110			
26	1:42.069	1:49.265	1:41.314		1:41.609		1:50.755	1:40.762	1:40.832			
27	1:42.050	1:43.606	1:41.404				1:45.595	1:40.853	1:40.739			
28	1:42.092	1:49.902	PIT EXIT				1:44.761	1:40.702	1:40.817			
29	1:42.222	1:43.546	2:05.326				1:49.624	1:40.562	1:40.880			
30	1:42.385	1:43.436	1:42.159				1:45.458	1:40.778	1:40.567			
31	1:42.722	PIT EXIT	1:41.933				1:45.799	1:40.477	1:41.081			
32	1:42.526	1:48.135	1:41.693				PIT EXIT	1:40.745	1:40.888			
33	1:42.498	1:44.401	1:41.565				1:51.998	1:40.455	1:40.851			
34	1:42.568	1:43.907	1:41.670				1:45.257		1:40.566			
35	1:43.511	1:43.882	PIT EXIT				1:45.180					
36	1:42.661	1:43.809	2:07.129				1:44.249					
37	1:43.064	1:44.085	1:42.801				1:44.806					
38	1:44.219	PIT EXIT	1:43.114				1:45.058					
39	PIT EXIT	1:53.077	1:43.390				1:44.243*					
40	PIT EXIT	1:43.968	PIT EXIT				1:44.282					
41	1:51.576	1:44.013	1:53.684				1:44.424					
42	1:42.067	1:43.760	1:41.261				1:44.248					
43	1:42.780	1:43.471	1:48.365									
44	1:42.520	1:43.717	PIT EXIT									
45	1:43.020	1:43.520	1:55.887									
46	1:42.867	1:43.710	1:42.668									
47	1:42.576	PIT EXIT	1:42.116									
48	1:43.125	1:49.694	1:41.841									
49	1:42.807	1:44.267	1:41.711									
50	1:43.058	1:44.076	1:41.362									
51	1:42.696	1:44.306	PIT EXIT									
52	1:42.534	1:49.332	PIT EXIT									
53	1:42.618	1:44.038	1:54.222									
54	1:42.752	PIT EXIT	1:42.594									





CIRCUITO DE JEREZ - TEST POST RACE WSBK
Tuesday, October 22nd 2024
LAP BY LAP

Vuelta	51	69	95	97	121	122	150	197	297			
55	1:42.821	1:47.752	1:42.123									
56	1:42.827	1:43.880	1:41.841									
57		1:44.283	1:42.049									
58		1:43.784	PIT EXIT									
59		1:43.846	1:56.259									
60			PIT EXIT									
61			1:49.801									
62			1:42.197									
63			1:41.978									
64			PIT EXIT									
65			2:02.137									
66			1:42.027									
67			1:42.117									
68			1:41.927									
69			1:46.957									
70			PIT EXIT									



Jerez - 4423 m



CIRCUITO DE JEREZ - TEST POST RACE WSBK
Tuesday, October 22nd 2024
ANALYSIS

Table with columns for Vta, Sector, and Vueltas for laps 5, 11, 12, 18, 19, 21, and 22. Rows represent individual rider data including IP1, IP2, IP3, and FL times.





Jerez - 4423 m



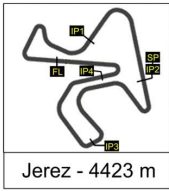
3

CIRCUITO DE JEREZ - TEST POST RACE WSBK

Tuesday, October 22nd 2024

ANALYSIS

Número	5		11		12		18		19		21		22	
	Vta	Sector	Vuelta	Sector	Vuelta	Sector	Vuelta	Sector	Vuelta	Sector	Vuelta	Sector	Vuelta	
71	IP1								25.390	25.390				
	IP2								14.580	39.970				
	IP3								29.880	1:09.850				
	FL								30.595	1:40.445				
72	IP1								25.065	25.065				
	IP2								14.648	39.713				
	IP3								29.948	1:09.661				
	FL								30.542	1:40.203				
73	IP1								25.152	25.152				
	IP2								14.613	39.765				
	IP3								30.107	1:09.872				
	FL								30.715	1:40.587				
74	IP1								25.091	25.091				
	IP2								14.586	39.677				
	IP3								30.032	1:09.709				
	FL								30.717	1:40.426				
75	IP1								25.134	25.134				
	IP2								14.678	39.812				
	IP3								29.949	1:09.761				
	FL								30.614	1:40.375				
76	IP1								25.143	25.143				
	IP2								14.672	39.815				
	IP3								29.991	1:09.806				
	FL								30.680	1:40.486				
77	IP1								27.222	27.222				
	IP2								15.804	43.026				
	IP3								31.866	1:14.892				
	FL								17:25.3	PIT EXIT				
78	IP1								29.812	29.812				
	IP2								14.812	44.624				
	IP3								30.446	1:15.070				
	FL								30.885	1:45.955				
79	IP1								25.184	25.184				
	IP2								14.557	39.741				
	IP3								30.081	1:09.822				
	FL								30.866	1:40.688				
80	IP1								25.173	25.173				
	IP2								14.541	39.714				
	IP3								29.864	1:09.578				
	FL								30.541	1:40.119				
81	IP1								25.103	25.103				
	IP2								14.587	39.690				
	IP3								29.936	1:09.626				
	FL								30.600	1:40.226				
82	IP1								25.151	25.151				
	IP2								14.602	39.753				
	IP3								29.966	1:09.719				
	FL								30.677	1:40.396				
83	IP1								25.126	25.126				
	IP2								14.583	39.709				
	IP3								29.943	1:09.652				
	FL								30.633	1:40.285				
84	IP1								25.152	25.152				
	IP2								14.610	39.762				
	IP3								29.982	1:09.744				
	FL								30.728	1:40.472				



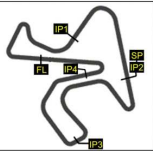
3

CIRCUITO DE JEREZ - TEST POST RACE WSBK

Tuesday, October 22nd 2024

ANALYSIS

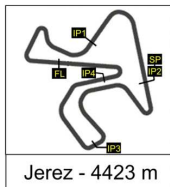
Número	5		11		12		18		19		21		22	
Vta	Sector	Vuelta	Sector	Vuelta	Sector	Vuelta	Sector	Vuelta	Sector	Vuelta	Sector	Vuelta	Sector	Vuelta
85	IP1								25.173	25.173				
	IP2								14.623	39.796				
	IP3								30.028	1:09.824				
	FL								30.618	1:40.442				



Jerez - 4423 m

CIRCUITO DE JEREZ - TEST POST RACE WSBK
Tuesday, October 22nd 2024
ANALYSIS

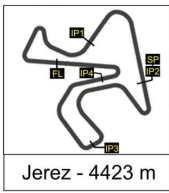
Table with columns for Vta, Sector, and Vuelta for laps 1-14 across sectors 23, 31, 46, 49, 50, 51, and 69. Includes lap numbers 1-14 and various time data points.



Jerez - 4423 m

CIRCUITO DE JEREZ - TEST POST RACE WSBK
Tuesday, October 22nd 2024
ANALYSIS

Table with columns: Número, 23, 31, 46, 49, 50, 51, 69. Sub-columns: Vta, Sector, Vuelta. Rows for numbers 57-70, each with IP1, IP2, IP3, FL categories and timing data.

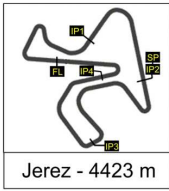


CIRCUITO DE JEREZ - TEST POST RACE WSBK

Tuesday, October 22nd 2024

ANALYSIS

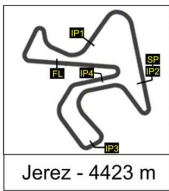
Número	23		31		46		49		50		51		69	
Vta	Sector	Vuelta	Sector	Vuelta	Sector	Vuelta	Sector	Vuelta	Sector	Vuelta	Sector	Vuelta	Sector	Vuelta
71	IP1		24.847	24.847										
	IP2		14.762	39.609										
	IP3		29.583	1:09.192										
	FL		30.458	1:39.650										
72	IP1		25.094	25.094										
	IP2		14.734	39.828										
	IP3		29.841	1:09.669										
	FL		30.840	1:40.509										
73	IP1		24.970	24.970										
	IP2		14.813	39.783										
	IP3		29.895	1:09.678										
	FL		30.604	1:40.282										
74	IP1		25.017	25.017										
	IP2		14.812	39.829										
	IP3		29.643	1:09.472										
	FL		30.611	1:40.083										
75	IP1		24.961	24.961										
	IP2		14.772	39.733										
	IP3		29.687	1:09.420										
	FL		30.524	1:39.944										
76	IP1		25.091	25.091										
	IP2		14.748	39.839										
	IP3		29.717	1:09.556										
	FL		30.589	1:40.145										
77	IP1		26.132	26.132										
	IP2		15.378	41.510										
	IP3		30.755	1:12.265										
	FL		1:47.55	PIT EXIT										
78	IP1		44.609	44.609										
	IP2		15.722	1:00.331										
	IP3		31.198	1:31.529										
	FL			-----										
79	IP1													
	IP2													
	IP3													
	FL													
80	IP1													
	IP2													
	IP3													
	FL													
81	IP1													
	IP2													
	IP3													
	FL													
82	IP1													
	IP2													
	IP3													
	FL													
83	IP1													
	IP2													
	IP3													
	FL													
84	IP1													
	IP2													
	IP3													
	FL													



3

CIRCUITO DE JEREZ - TEST POST RACE WSBK
Tuesday, October 22nd 2024
ANALYSIS

Número	23		31		46		49		50		51		69	
Vta	Sector	Vuelta	Sector	Vuelta	Sector	Vuelta	Sector	Vuelta	Sector	Vuelta	Sector	Vuelta	Sector	Vuelta
85	IP1 IP2 IP3 FL													

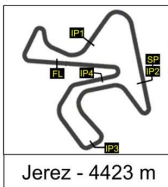


CIRCUITO DE JEREZ - TEST POST RACE WSBK

Tuesday, October 22nd 2024

ANALYSIS

Número	95		97		121		122		150		197		297	
Vta	Sector	Vuelta	Sector	Vuelta	Sector	Vuelta	Sector	Vuelta	Sector	Vuelta	Sector	Vuelta	Sector	Vuelta
43	IP1	30.342	30.342						27.786	27.786				
	IP2	15.315	45.657						17.230	45.016				
	IP3	31.255	1:16.912						34.056	1:19.072				
	FL	31.453	1:48.365											
44	IP1	25.211	25.211											
	IP2	14.819	40.030											
	IP3	2:26.51	3:06.545											
	FL	2:04:57	PIT EXIT											
45	IP1	36.677	36.677											
	IP2	15.418	52.095											
	IP3	32.071	1:24.166											
	FL	31.721	1:55.887											
46	IP1	25.575	25.575											
	IP2	15.123	40.698											
	IP3	30.698	1:11.396											
	FL	31.272	1:42.668											
47	IP1	25.517	25.517											
	IP2	14.976	40.493											
	IP3	30.541	1:11.034											
	FL	31.082	1:42.116											
48	IP1	25.400	25.400											
	IP2	14.846	40.246											
	IP3	30.340	1:10.586											
	FL	31.255	1:41.841											
49	IP1	25.398	25.398											
	IP2	14.896	40.294											
	IP3	30.182	1:10.476											
	FL	31.235	1:41.711											
50	IP1	25.378	25.378											
	IP2	14.860	40.238											
	IP3	30.202	1:10.440											
	FL	30.922	1:41.362											
51	IP1	30.589	30.589											
	IP2	16.826	47.415											
	IP3	32.391	1:19.806											
	FL	17:38.7	PIT EXIT											
52	IP1	39.538	39.538											
	IP2	15.557	55.095											
	IP3	32.215	1:27.310											
	FL	47:22.7	PIT EXIT											
53	IP1	32.972	32.972											
	IP2	15.541	48.513											
	IP3	32.232	1:20.745											
	FL	33.477	1:54.222											
54	IP1	25.620	25.620											
	IP2	15.061	40.681											
	IP3	30.471	1:11.152											
	FL	31.442	1:42.594											
55	IP1	25.630	25.630											
	IP2	15.058	40.688											
	IP3	30.411	1:11.099											
	FL	31.024	1:42.123											
56	IP1	25.416	25.416											
	IP2	15.096	40.512											
	IP3	30.186	1:10.698											
	FL	31.143	1:41.841											

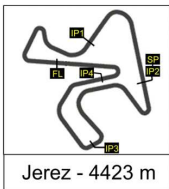


CIRCUITO DE JEREZ - TEST POST RACE WSBK

Tuesday, October 22nd 2024

ANALYSIS

Número	95		97		121		122		150		197		297	
Vta	Sector	Vuelta	Sector	Vuelta	Sector	Vuelta	Sector	Vuelta	Sector	Vuelta	Sector	Vuelta	Sector	Vuelta
57	IP1	25.407	25.407											
	IP2	15.076	40.483											
	IP3	30.386	1:10.869											
	FL	31.180	1:42.049											
58	IP1	28.290	28.290											
	IP2	16.606	44.896											
	IP3	32.842	1:17.738											
	FL	10:25.7	PIT EXIT											
59	IP1	39.016	39.016											
	IP2	15.096	54.112											
	IP3	30.852	1:24.964											
	FL	31.295	1:56.259											
60	IP1	26.445	26.445											
	IP2	14.904	41.349											
	IP3	30.593	1:11.942											
	FL	5:32.55	PIT EXIT											
61	IP1	31.823	31.823											
	IP2	15.497	47.320											
	IP3	30.905	1:18.225											
	FL	31.576	1:49.801											
62	IP1	25.598	25.598											
	IP2	14.962	40.560											
	IP3	30.407	1:10.967											
	FL	31.230	1:42.197											
63	IP1	25.395	25.395											
	IP2	14.948	40.343											
	IP3	30.449	1:10.792											
	FL	31.186	1:41.978											
64	IP1	27.704	27.704											
	IP2	16.647	44.351											
	IP3	32.714	1:17.065											
	FL	14:10.5	PIT EXIT											
65	IP1	44.189	44.189											
	IP2	15.344	59.533											
	IP3	30.949	1:30.482											
	FL	31.655	2:02.137											
66	IP1	25.413	25.413											
	IP2	14.945	40.358											
	IP3	30.485	1:10.843											
	FL	31.184	1:42.027											
67	IP1	25.538	25.538											
	IP2	15.000	40.538											
	IP3	30.420	1:10.958											
	FL	31.159	1:42.117											
68	IP1	25.515	25.515											
	IP2	14.904	40.419											
	IP3	30.419	1:10.838											
	FL	31.089	1:41.927											
69	IP1	25.407	25.407											
	IP2	15.086	40.493											
	IP3	31.337	1:11.830											
	FL	35.127	1:46.957											
70	IP1	25.501	25.501											
	IP2	16.467	41.968											
	IP3	34.292	1:16.260											
	FL	1:08.86	PIT EXIT											



Jerez - 4423 m



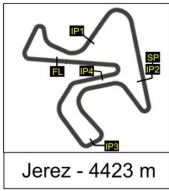
3

CIRCUITO DE JEREZ - TEST POST RACE WSBK

Tuesday, October 22nd 2024

ANALYSIS

Número	95		97		121		122		150		197		297	
	Vta	Sector	Vuelta	Sector	Vuelta	Sector	Vuelta	Sector	Vuelta	Sector	Vuelta	Sector	Vuelta	
71	IP1	33.718	33.718											
	IP2	17.419	51.137											
	IP3	35.569	1:26.706											
	FL		-----											
72	IP1													
	IP2													
	IP3													
	FL													
73	IP1													
	IP2													
	IP3													
	FL													
74	IP1													
	IP2													
	IP3													
	FL													
75	IP1													
	IP2													
	IP3													
	FL													
76	IP1													
	IP2													
	IP3													
	FL													
77	IP1													
	IP2													
	IP3													
	FL													
78	IP1													
	IP2													
	IP3													
	FL													
79	IP1													
	IP2													
	IP3													
	FL													
80	IP1													
	IP2													
	IP3													
	FL													
81	IP1													
	IP2													
	IP3													
	FL													
82	IP1													
	IP2													
	IP3													
	FL													
83	IP1													
	IP2													
	IP3													
	FL													
84	IP1													
	IP2													
	IP3													
	FL													



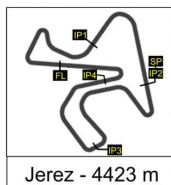
3

CIRCUITO DE JEREZ - TEST POST RACE WSBK

Tuesday, October 22nd 2024

ANALYSIS

Número	95		97		121		122		150		197		297	
Vta	Sector	Vuelta	Sector	Vuelta	Sector	Vuelta	Sector	Vuelta	Sector	Vuelta	Sector	Vuelta	Sector	Vuelta
85	IP1 IP2 IP3 FL													



Jerez - 4423 m



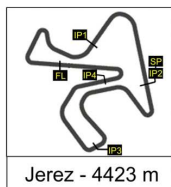
4

CIRCUITO DE JEREZ - TEST POST RACE WSBK

Tuesday, October 22nd 2024

40 BEST LAPS

Dorsal	Piloto	Nat	Equipo	Maq.	Hora	Vuelta	Tiempo
11	Nicolo BULEGA NB1	ITA	Aruba.it Racing - Ducati	Ducati	11:42:11	31	1:38.142
11	Nicolo BULEGA NB1	ITA	Aruba.it Racing - Ducati	Ducati	11:43:49	32	1:38.230
11	Nicolo BULEGA NB1	ITA	Aruba.it Racing - Ducati	Ducati	10:04:13	11	1:38.503
11	Nicolo BULEGA NB1	ITA	Aruba.it Racing - Ducati	Ducati	10:02:34	10	1:38.671
11	Nicolo BULEGA NB1	ITA	Aruba.it Racing - Ducati	Ducati	11:25:10	25	1:38.854
11	Nicolo BULEGA NB1	ITA	Aruba.it Racing - Ducati	Ducati	10:05:52	12	1:38.938
11	Nicolo BULEGA NB1	ITA	Aruba.it Racing - Ducati	Ducati	11:26:49	26	1:38.942
11	Nicolo BULEGA NB1	ITA	Aruba.it Racing - Ducati	Ducati	12:54:16	36	1:39.013
11	Nicolo BULEGA NB1	ITA	Aruba.it Racing - Ducati	Ducati	12:52:37	35	1:39.014
11	Nicolo BULEGA NB1	ITA	Aruba.it Racing - Ducati	Ducati	9:43:26	2	1:39.064
11	Nicolo BULEGA NB1	ITA	Aruba.it Racing - Ducati	Ducati	10:48:30	21	1:39.080
12	Nicolo BULEGA NB2	ITA	Aruba.it Racing - Ducati	Ducati	17:18:41	15	1:39.166
11	Nicolo BULEGA NB1	ITA	Aruba.it Racing - Ducati	Ducati	10:45:12	19	1:39.178
11	Nicolo BULEGA NB1	ITA	Aruba.it Racing - Ducati	Ducati	9:51:46	7	1:39.181
11	Nicolo BULEGA NB1	ITA	Aruba.it Racing - Ducati	Ducati	9:50:07	6	1:39.182
11	Nicolo BULEGA NB1	ITA	Aruba.it Racing - Ducati	Ducati	11:30:07	28	1:39.202
11	Nicolo BULEGA NB1	ITA	Aruba.it Racing - Ducati	Ducati	10:40:13	16	1:39.209
12	Nicolo BULEGA NB2	ITA	Aruba.it Racing - Ducati	Ducati	17:20:20	16	1:39.245
11	Nicolo BULEGA NB1	ITA	Aruba.it Racing - Ducati	Ducati	12:55:55	37	1:39.262
11	Nicolo BULEGA NB1	ITA	Aruba.it Racing - Ducati	Ducati	10:46:51	20	1:39.264
11	Nicolo BULEGA NB1	ITA	Aruba.it Racing - Ducati	Ducati	10:50:09	22	1:39.278
11	Nicolo BULEGA NB1	ITA	Aruba.it Racing - Ducati	Ducati	11:28:28	27	1:39.328
12	Nicolo BULEGA NB2	ITA	Aruba.it Racing - Ducati	Ducati	17:21:59	17	1:39.330
11	Nicolo BULEGA NB1	ITA	Aruba.it Racing - Ducati	Ducati	10:38:33	15	1:39.364
12	Nicolo BULEGA NB2	ITA	Aruba.it Racing - Ducati	Ducati	12:34:51	9	1:39.397
11	Nicolo BULEGA NB1	ITA	Aruba.it Racing - Ducati	Ducati	9:45:06	3	1:39.401
11	Nicolo BULEGA NB1	ITA	Aruba.it Racing - Ducati	Ducati	12:57:34	38	1:39.419
11	Nicolo BULEGA NB1	ITA	Aruba.it Racing - Ducati	Ducati	10:43:32	18	1:39.433
12	Nicolo BULEGA NB2	ITA	Aruba.it Racing - Ducati	Ducati	17:23:39	18	1:39.489
11	Nicolo BULEGA NB1	ITA	Aruba.it Racing - Ducati	Ducati	16:57:19	64	1:39.562
19	Alvaro BAUTISTA AB1	ESP	Aruba.it Racing - Ducati	Ducati	10:49:10	20	1:39.567
12	Nicolo BULEGA NB2	ITA	Aruba.it Racing - Ducati	Ducati	17:30:19	22	1:39.603
19	Alvaro BAUTISTA AB1	ESP	Aruba.it Racing - Ducati	Ducati	10:50:49	21	1:39.624
12	Nicolo BULEGA NB2	ITA	Aruba.it Racing - Ducati	Ducati	12:36:30	10	1:39.644
12	Nicolo BULEGA NB2	ITA	Aruba.it Racing - Ducati	Ducati	12:38:10	11	1:39.646
31	Garrett GERLOFF	USA	Kawasaki Puccetti Racing	Kawasaki	17:10:56	71	1:39.650
12	Nicolo BULEGA NB2	ITA	Aruba.it Racing - Ducati	Ducati	12:39:50	12	1:39.656
11	Nicolo BULEGA NB1	ITA	Aruba.it Racing - Ducati	Ducati	15:53:37	50	1:39.657
11	Nicolo BULEGA NB1	ITA	Aruba.it Racing - Ducati	Ducati	16:52:20	61	1:39.659
19	Alvaro BAUTISTA AB1	ESP	Aruba.it Racing - Ducati	Ducati	10:22:18	14	1:39.680



Jerez - 4423 m

CIRCUITO DE JEREZ - TEST POST RACE WSBK

Tuesday, October 22nd 2024

TOP FIVE LAPS

Piloto	Nat	Equipo	Top Five Laps						
11	Nicolo	BULEGA NB1	ITA	Aruba.it Racing - Ducati	1:38.142	1:38.230	1:38.503	1:38.671	1:38.854
12	Nicolo	BULEGA NB2	ITA	Aruba.it Racing - Ducati	1:39.166	1:39.245	1:39.330	1:39.397	1:39.489
19	Alvaro	BAUTISTA AB1	ESP	Aruba.it Racing - Ducati	1:39.567	1:39.624	1:39.680	1:39.695	1:39.733
31	Garrett	GERLOFF	USA	Kawasaki Pucetti Racing	1:39.650	1:39.808	1:39.944	1:40.015	1:40.083
197	Xavi	VIERGE XV2	ESP	TEAM HRC WSBK	1:39.971	1:40.193	1:40.328	1:40.433	1:40.445
297	Xavi	VIERGE XV3	ESP	TEAM HRC WSBK	1:40.010	1:40.077	1:40.271	1:40.399	1:40.566
18	Ryan	VICKERS RV2	GBR	Motocorsa Racing	1:40.922	1:41.034	1:41.239	1:41.250	1:41.269
97	Xavi	VIERGE XV1	ESP	TEAM HRC WSBK	1:40.945	1:40.952	1:41.101	1:41.200	1:41.269
95	Tarran	MACKENZIE	GBR	PETRONAS MIE Racing Honda	1:41.063	1:41.076	1:41.261	1:41.314	1:41.315
121	Marcus	REITERBERGER	GER	Rokit BMW Motorrad WSBK Team	1:41.088	1:41.195	1:41.330	1:41.533	1:41.586
49	Tetsuta	NAGASHIMA TN1	JAP	HRC TEST TEAM	1:41.183	1:41.275	1:41.279	1:41.302	1:41.323
122	Marcus	REITERBERGER	GER	Rokit BMW Motorrad WSBK Team	1:41.298	1:41.435	1:41.647	1:42.042	1:42.212
21	TR	PROMETEO		BbKRT	1:41.360	1:41.550	1:42.006	1:42.099	1:42.204
22	TR	BIMOTA 1		BbKRT	1:41.469	1:41.514	1:41.524	1:41.663	1:41.678
46	Thomas	BRIDEWELL TB1	GBR	Honda Racing UK	1:41.614	1:41.648	1:41.691	1:41.706	1:41.798
23	TR	BIMOTA 2		BbKRT	1:41.673	1:41.692	1:41.754	1:41.822	1:41.902
51	Sylvain	GUINTOLI SG2	FRA	Rokit BMW Motorrad WSBK Team	1:41.806	1:41.833	1:41.934	1:41.977	1:42.050
50	Sylvain	GUINTOLI SG1	FRA	Rokit BMW Motorrad WSBK Team	1:42.458	1:42.624	1:43.217	1:43.371	1:44.466
69	Thomas	BOOTH-AMOS	GBR	PTR Triumph	1:42.889	1:43.092	1:43.143	1:43.236	1:43.303
5	Philipp	OETTL PO1	GER	ARUBA WSS	1:43.057	1:43.204	1:43.231	1:43.253	1:43.263
150	Oli	BAYLISS	MON	PTR	1:44.243	1:44.248	1:44.249	1:44.282	1:44.413



Jerez - 4423 m



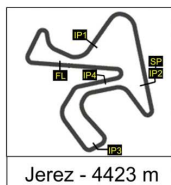
6

CIRCUITO DE JEREZ - TEST POST RACE WSBK

Tuesday, October 22nd 2024

40 BEST MAXIMUM SPEEDS

Dorsal	Piloto	Nat	Equipo	Maq.	Hora	Vuelta	Vmax
11	Nicolo BULEGA NB1	ITA	Aruba.it Racing - Ducati	Ducati	9:45:45	3	276,9
19	Alvaro BAUTISTA AB1	ESP	Aruba.it Racing - Ducati	Ducati	12:26:11	32	276,2
19	Alvaro BAUTISTA AB1	ESP	Aruba.it Racing - Ducati	Ducati	9:49:05	6	276,2
19	Alvaro BAUTISTA AB1	ESP	Aruba.it Racing - Ducati	Ducati	10:22:58	14	275,5
19	Alvaro BAUTISTA AB1	ESP	Aruba.it Racing - Ducati	Ducati	10:16:18	10	275,5
19	Alvaro BAUTISTA AB1	ESP	Aruba.it Racing - Ducati	Ducati	10:17:58	11	275,5
19	Alvaro BAUTISTA AB1	ESP	Aruba.it Racing - Ducati	Ducati	12:58:37	44	275,5
19	Alvaro BAUTISTA AB1	ESP	Aruba.it Racing - Ducati	Ducati	16:11:01	69	275,5
19	Alvaro BAUTISTA AB1	ESP	Aruba.it Racing - Ducati	Ducati	9:40:43	1	275,5
19	Alvaro BAUTISTA AB1	ESP	Aruba.it Racing - Ducati	Ducati	10:26:17	16	274,8
19	Alvaro BAUTISTA AB1	ESP	Aruba.it Racing - Ducati	Ducati	10:19:38	12	274,8
19	Alvaro BAUTISTA AB1	ESP	Aruba.it Racing - Ducati	Ducati	10:49:49	20	274,8
19	Alvaro BAUTISTA AB1	ESP	Aruba.it Racing - Ducati	Ducati	12:32:51	36	274,8
19	Alvaro BAUTISTA AB1	ESP	Aruba.it Racing - Ducati	Ducati	12:34:31	37	274,8
19	Alvaro BAUTISTA AB1	ESP	Aruba.it Racing - Ducati	Ducati	12:55:18	42	274,8
19	Alvaro BAUTISTA AB1	ESP	Aruba.it Racing - Ducati	Ducati	12:36:11	38	274,8
19	Alvaro BAUTISTA AB1	ESP	Aruba.it Racing - Ducati	Ducati	12:56:58	43	274,8
19	Alvaro BAUTISTA AB1	ESP	Aruba.it Racing - Ducati	Ducati	13:00:18	45	274,8
19	Alvaro BAUTISTA AB1	ESP	Aruba.it Racing - Ducati	Ducati	13:01:58	46	274,8
19	Alvaro BAUTISTA AB1	ESP	Aruba.it Racing - Ducati	Ducati	15:15:07	54	274,8
19	Alvaro BAUTISTA AB1	ESP	Aruba.it Racing - Ducati	Ducati	16:12:42	70	274,8
19	Alvaro BAUTISTA AB1	ESP	Aruba.it Racing - Ducati	Ducati	9:42:24	2	274,8
19	Alvaro BAUTISTA AB1	ESP	Aruba.it Racing - Ducati	Ducati	9:47:25	5	274,8
19	Alvaro BAUTISTA AB1	ESP	Aruba.it Racing - Ducati	Ducati	9:50:45	7	274,8
11	Nicolo BULEGA NB1	ITA	Aruba.it Racing - Ducati	Ducati	15:11:44	42	274,8
19	Alvaro BAUTISTA AB1	ESP	Aruba.it Racing - Ducati	Ducati	10:21:18	13	274,1
19	Alvaro BAUTISTA AB1	ESP	Aruba.it Racing - Ducati	Ducati	10:14:37	9	274,1
19	Alvaro BAUTISTA AB1	ESP	Aruba.it Racing - Ducati	Ducati	10:24:37	15	274,1
19	Alvaro BAUTISTA AB1	ESP	Aruba.it Racing - Ducati	Ducati	10:46:29	18	274,1
19	Alvaro BAUTISTA AB1	ESP	Aruba.it Racing - Ducati	Ducati	10:48:10	19	274,1
19	Alvaro BAUTISTA AB1	ESP	Aruba.it Racing - Ducati	Ducati	12:31:11	35	274,1
19	Alvaro BAUTISTA AB1	ESP	Aruba.it Racing - Ducati	Ducati	12:53:38	41	274,1
19	Alvaro BAUTISTA AB1	ESP	Aruba.it Racing - Ducati	Ducati	12:04:10	28	274,1
19	Alvaro BAUTISTA AB1	ESP	Aruba.it Racing - Ducati	Ducati	15:16:48	55	274,1
19	Alvaro BAUTISTA AB1	ESP	Aruba.it Racing - Ducati	Ducati	15:46:40	65	274,1
19	Alvaro BAUTISTA AB1	ESP	Aruba.it Racing - Ducati	Ducati	15:48:20	66	274,1
19	Alvaro BAUTISTA AB1	ESP	Aruba.it Racing - Ducati	Ducati	16:21:04	75	274,1
19	Alvaro BAUTISTA AB1	ESP	Aruba.it Racing - Ducati	Ducati	16:16:02	72	274,1
19	Alvaro BAUTISTA AB1	ESP	Aruba.it Racing - Ducati	Ducati	9:45:45	4	274,1
11	Nicolo BULEGA NB1	ITA	Aruba.it Racing - Ducati	Ducati	10:03:13	10	274,1



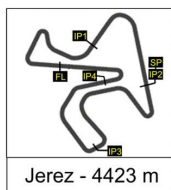
Jerez - 4423 m

CIRCUITO DE JEREZ - TEST POST RACE WSBK

Tuesday, October 22nd 2024


TOP FIVE MAXIMUM SPEEDS

Piloto	Nat	Equipo	Top Five Vmax						
11	Nicolo	BULEGA NB1	ITA	Aruba.it Racing - Ducati	276,9	274,8	274,1	273,4	273,4
19	Alvaro	BAUTISTA AB1	ESP	Aruba.it Racing - Ducati	276,2	276,2	275,5	275,5	275,5
12	Nicolo	BULEGA NB2	ITA	Aruba.it Racing - Ducati	273,4	272,0	272,0	271,4	271,4
18	Ryan	VICKERS RV2	GBR	Motocorsa Racing	271,4	271,4	271,4	271,4	270,7
297	Xavi	VIERGE XV3	ESP	TEAM HRC WSBK	271,4	269,3	269,3	269,3	269,3
197	Xavi	VIERGE XV2	ESP	TEAM HRC WSBK	270,7	270,0	270,0	269,3	269,3
51	Sylvain	GUINTOLI SG2	FRA	Rokit BMW Motorrad WSBK Team	270,0	270,0	270,0	269,3	269,3
31	Garrett	GERLOFF	USA	Kawasaki Puccetti Racing	270,0	269,3	268,7	268,7	268,7
22	TR	BIMOTA 1		BbkRT	270,0	267,3	267,3	267,3	266,7
49	Tetsuta	NAGASHIMA TN1	JAP	HRC TEST TEAM	269,3	268,7	268,7	268,7	268,7
50	Sylvain	GUINTOLI SG1	FRA	Rokit BMW Motorrad WSBK Team	269,3	268,7	268,0	267,3	267,3
122	Marcus	REITERBERGER	GER	Rokit BMW Motorrad WSBK Team	268,0	267,3	267,3	267,3	266,7
97	Xavi	VIERGE XV1	ESP	TEAM HRC WSBK	268,0	267,3	267,3	266,7	266,7
21	TR	PROMETEO		BbkRT	266,7	266,0	266,0	266,0	264,7
121	Marcus	REITERBERGER	GER	Rokit BMW Motorrad WSBK Team	266,7	265,4	265,4	264,7	264,7
95	Tarran	MACKENZIE	GBR	PETRONAS MIE Racing Honda	265,4	265,4	265,4	265,4	265,4
46	Thomas	BRIDEWELL TB1	GBR	Honda Racing UK	264,1	264,1	264,1	263,4	263,4
23	TR	BIMOTA 2		BbkRT	264,1	264,1	264,1	263,4	262,8
5	Philipp	OETTL PO1	GER	ARUBA WSS	241,6	240,0	240,0	239,5	239,5
69	Thomas	BOOTH-AMOS	GBR	PTR Triumph	237,4	236,8	236,8	236,3	236,3
150	Oli	BAYLISS	MON	PTR	233,3	232,8	231,8	231,3	231,3



CIRCUITO DE JEREZ - TEST POST RACE WSBK
Tuesday, October 22nd 2024
ANALYSIS
5.- Philipp OETTL PO1 - ARUBA WSS

Lap	Time	IP1	IP2	IP3	VMax	FL
1	9:57:33	32.831 32.831	16.693 49.524	34.167 1:23.691	230,3	34.172 1:57.863
2	9:59:23	27.767 27.767	16.183 43.950	32.593 1:16.543	236,8	33.205 1:49.748
3	10:01:11	27.074 27.074	16.061 43.135	31.427 1:14.562	234,3	33.875 1:48.437
4	10:02:58	26.445 26.445	15.956 42.401	31.336 1:13.737	237,9	32.603 1:46.340
5	10:04:43	26.307 26.307	15.767 42.074	31.080 1:13.154	237,4	32.492 1:45.646
6	10:06:29	26.168 26.168	15.758 41.926	31.023 1:12.949	237,9	32.758 1:45.707
7	10:08:18	29.656 29.656	15.786 45.442	31.035 1:16.477	238,9	32.289 1:48.766
8	10:10:03	25.942 25.942	15.779 41.721	30.817 1:12.538	238,4	32.282 1:44.820
9	10:44:12	29.604 29.604	16.157 45.761	33.604 1:19.365	235,3	32:50.377 PIT EXIT
10	10:46:06	33.542 33.542	16.063 49.605	31.312 1:20.917	237,4	32.750 1:53.667
11	10:47:52	26.151 26.151	15.773 41.924	31.118 1:13.042	238,9	32.368 1:45.410
12	10:49:36	25.980 25.980	15.676 41.656	30.836 1:12.492	238,4	32.230 1:44.722
13	10:51:21	25.803 25.803	15.734 41.537	30.721 1:12.258	239,5	32.107 1:44.365
14	11:23:52	30.691 30.691	16.456 47.147	32.589 1:19.736	231,3	31:11.182 PIT EXIT
15	11:25:45	31.802 31.802	17.661 49.463	31.981 1:21.444	197,4	32.307 1:53.751
16	11:27:30	25.959 25.959	15.706 41.665	30.944 1:12.609	239,5	32.213 1:44.822
17	11:29:15	25.885 25.885	15.719 41.604	30.857 1:12.461	240	32.104 1:44.565
18	11:30:59	25.809 25.809	15.687 41.496	30.801 1:12.297	238,9	31.967 1:44.264
19	11:32:43	25.713 25.713	15.739 41.452	30.586 1:12.038	237,4	31.961 1:43.999
20	11:34:27	25.597 25.597	15.578 41.175	30.739 1:11.914	239,5	31.915 1:43.829
21	12:01:24	31.368 31.368	15.819 47.187	33.829 1:21.016	238,4	25:36.062 PIT EXIT
22	12:03:13	30.349 30.349	15.677 46.026	30.681 1:16.707	237,4	31.990 1:48.697
23	12:04:56	25.681 25.681	15.679 41.360	30.593 1:11.953	237,4	31.874 1:43.827



CIRCUITO DE JEREZ - TEST POST RACE WSBK
Tuesday, October 22nd 2024
ANALYSIS
5.- Philipp OETTL PO1 - ARUBA WSS

Lap	Time	IP1	IP2	IP3	VMax	FL
24	12:06:40	25.467 25.467	15.599 41.066	30.385 1:11.451	237,9	31.812 1:43.263
25	12:08:23	25.496 25.496	15.607 41.103	30.519 1:11.622	237,9	31.906 1:43.528
26	12:10:07	25.587 25.587	15.625 41.212	30.558 1:11.770	237,9	31.909 1:43.679
27	12:11:51	25.611 25.611	16.085 41.696	30.537 1:12.233	237,9	31.791 1:44.024
28	12:13:36	25.562 25.562	15.545 41.107	31.638 1:12.745	238,4	31.974 1:44.719
29	12:15:19	25.570 25.570	15.603 41.173	30.529 1:11.702	238,9	31.743 1:43.445
30	15:26:15	30.834 30.834	16.162 46.996	32.398 1:19.394	231,3	3:09:36.911 PIT EXIT
31	15:28:08	32.091 32.091	16.242 48.333	31.518 1:19.851	234,3	32.951 1:52.802
32	15:29:54	26.406 26.406	15.971 42.377	31.344 1:13.721	234,8	32.661 1:46.382
33	15:31:40	26.133 26.133	15.896 42.029	31.113 1:13.142	234,3	32.325 1:45.467
34	15:33:25	25.984 25.984	15.810 41.794	30.918 1:12.712	235,3	32.172 1:44.884
35	15:35:17	32.572 32.572	15.822 48.394	31.010 1:19.404	236,3	32.270 1:51.674
36	15:37:01	25.889 25.889	15.758 41.647	30.915 1:12.562	237,4	32.128 1:44.690
37	15:59:32	30.378 30.378	16.057 46.435	31.094 1:17.529	236,3	21:13.013 PIT EXIT
38	16:01:21	30.091 30.091	15.835 45.926	30.998 1:16.924	234,8	32.247 1:49.171
39	16:03:05	25.714 25.714	15.612 41.326	30.769 1:12.095	237,4	32.041 1:44.136
40	16:04:49	25.607 25.607	15.605 41.212	30.525 1:11.737	237,4	31.909 1:43.646
41	16:06:32	25.544 25.544	15.527 41.071	30.624 1:11.695	237,9	31.790 1:43.485
42	16:08:16	25.485 25.485	15.605 41.090	30.580 1:11.670	237,4	31.793 1:43.463
43	16:09:59	25.490 25.490	15.566 41.056	30.411 1:11.467	238,4	31.737 1:43.204
44	16:11:49	29.019 29.019	15.761 44.780	33.076 1:17.856	237,9	31.983 1:49.839
45	16:13:32	25.499 25.499	15.583 41.082	30.391 1:11.473	240	31.758 1:43.231
46	16:15:15	25.555 25.555	15.536 41.091	30.312 1:11.403	239,5	31.654 1:43.057



Jerez - 4423 m

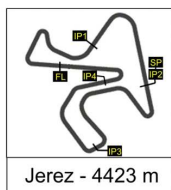


5

CIRCUITO DE JEREZ - TEST POST RACE WSBK
Tuesday, October 22nd 2024
ANALYSIS
5.- Philipp OETTL PO1 - ARUBA WSS

Lap	Time	IP1	IP2	IP3	VMax	FL
47	16:48:12	26.598 26.598	15.921 42.519	31.330 1:13.849	237,9	31:43.210 PIT EXIT
48	16:50:06	34.571 34.571	15.985 50.556	31.140 1:21.696	233,8	32.310 1:54.006
49	16:51:51	25.939 25.939	15.824 41.763	30.826 1:12.589	235,8	32.014 1:44.603
50	16:53:35	25.735 25.735	15.760 41.495	30.726 1:12.221	236,3	32.063 1:44.284
51	16:55:19	25.660 25.660	15.686 41.346	30.668 1:12.014	236,8	31.991 1:44.005
52	16:57:03	25.684 25.684	15.659 41.343	30.674 1:12.017	236,3	31.881 1:43.898
53	16:58:46	25.658 25.658	15.642 41.300	30.562 1:11.862	235,8	31.769 1:43.631
54	17:00:30	25.538 25.538	15.612 41.150	30.573 1:11.723	236,3	31.726 1:43.449
55	17:02:14	25.589 25.589	15.628 41.217	30.518 1:11.735	236,8	31.925 1:43.660
56	17:03:57	25.525 25.525	15.577 41.102	30.465 1:11.567	236,3	31.726 1:43.293
57	17:16:24	31.507 31.507	16.369 47.876	34.760 1:22.636	229,8	11:04.472 PIT EXIT
58	17:18:23	40.891 40.891	15.765 56.656	30.999 1:27.655	236,8	31.847 1:59.502
59	17:20:07	25.761 25.761	15.630 41.391	30.491 1:11.882	234,8	31.837 1:43.719
60	17:21:51	25.704 25.704	15.558 41.262	30.400 1:11.662	237,9	31.853 1:43.515
61	17:23:35	25.690 25.690	15.648 41.338	30.674 1:12.012	241,6	31.815 1:43.827
62	17:25:18	25.524 25.524	15.623 41.147	30.366 1:11.513	236,8	31.740 1:43.253
63	17:27:40	29.459 29.459	16.118 45.577	32.023 1:17.600	234,8	1:04.702 PIT EXIT
64	17:30:06	32.868 32.868	17.084 49.952	33.123 1:23.075	221,3	1:02.838 PIT EXIT
65		32.395 32.395	16.376 48.771	32.840 1:21.611	227	-----

Mejor Sectores	FL - IP1	IP1 - IP2	IP2 - IP3	IP3 - FL
	25.467	15.527	30.312	31.654



Jerez - 4423 m



11

CIRCUITO DE JEREZ - TEST POST RACE WSBK

Tuesday, October 22nd 2024

ANALYSIS

11.- Nicolo BULEGA NB1 - Aruba.it Racing - Ducati

Lap	Time	IP1	IP2	IP3	VMax	FL
1	9:41:47	32.268 32.268	15.369 47.637	30.720 1:18.357	259,6	30.760 1:49.117
2	9:43:26	24.885 24.885	14.433 39.318	29.589 1:08.907	272,7	30.157 1:39.064
3	9:45:06	24.835 24.835	14.449 39.284	29.675 1:08.959	272,7	30.442 1:39.401
4	9:46:46	25.045 25.045	14.506 39.551	30.027 1:09.578	276,9	30.706 1:40.284
5	9:48:28	24.966 24.966	14.570 39.536	31.921 1:11.457	273,4	30.441 1:41.898
6	9:50:07	24.792 24.792	14.567 39.359	29.532 1:08.891	272	30.291 1:39.182
7	9:51:46	24.701 24.701	14.536 39.237	29.583 1:08.820	272,7	30.361 1:39.181
8	9:59:13	25.013 25.013	14.604 39.617	30.272 1:09.889	269,3	6:16.784 PIT EXIT
9	10:00:56	28.617 28.617	14.662 43.279	29.604 1:12.883	270,7	30.127 1:43.010
10	10:02:34	24.514 24.514	14.421 38.935	29.361 1:08.296	272,7	30.375 1:38.671
11	10:04:13	24.615 24.615	14.410 39.025	29.390 1:08.415	274,1	30.088 1:38.503
12	10:05:52	24.605 24.605	14.488 39.093	29.493 1:08.586	271,4	30.352 1:38.938
13	10:35:08	29.391 29.391	15.183 44.574	31.374 1:15.948	248,3	28:00.408 PIT EXIT
14	10:36:54	30.017 30.017	15.013 45.030	30.265 1:15.295	266	30.574 1:45.869
15	10:38:33	24.878 24.878	14.542 39.420	29.591 1:09.011	272	30.353 1:39.364
16	10:40:13	24.794 24.794	14.510 39.304	29.548 1:08.852	273,4	30.357 1:39.209
17	10:41:53	24.765 24.765	14.552 39.317	30.546 1:09.863	270,7	30.496 1:40.359
18	10:43:32	24.792 24.792	14.611 39.403	29.715 1:09.118	272	30.315 1:39.433
19	10:45:12	24.796 24.796	14.619 39.415	29.542 1:08.957	273,4	30.221 1:39.178
20	10:46:51	24.688 24.688	14.660 39.348	29.561 1:08.909	272	30.355 1:39.264
21	10:48:30	24.771 24.771	14.556 39.327	29.513 1:08.840	270,7	30.240 1:39.080
22	10:50:09	24.803 24.803	14.527 39.330	29.676 1:09.006	272	30.272 1:39.278
23	11:21:45	26.970 26.970	15.738 42.708	32.917 1:15.625	250	30:19.843 PIT EXIT



Jerez - 4423 m



11

CIRCUITO DE JEREZ - TEST POST RACE WSBK

Tuesday, October 22nd 2024

ANALYSIS

11.- Nicolo BULEGA NB1 - Aruba.it Racing - Ducati

Lap	Time	IP1	IP2	IP3	VMax	FL
24	11:23:31	29.982 29.982	15.542 45.524	30.331 1:15.855	259,6	30.501 1:46.356
25	11:25:10	24.691 24.691	14.428 39.119	29.632 1:08.751	272	30.103 1:38.854
26	11:26:49	24.670 24.670	14.450 39.120	29.567 1:08.687	272	30.255 1:38.942
27	11:28:28	24.772 24.772	14.492 39.264	29.722 1:08.986	272,7	30.342 1:39.328
28	11:30:07	24.810 24.810	14.523 39.333	29.630 1:08.963	273,4	30.239 1:39.202
29	11:38:47	26.686 26.686	15.979 42.665	31.555 1:14.220	237,4	7:24.956 PIT EXIT
30	11:40:32	30.122 30.122	14.840 44.962	30.277 1:15.239	266	30.616 1:45.855
31	11:42:11	24.615 24.615	<u>14.292</u> 38.907	<u>29.315</u> 1:08.222	272	<u>29.920</u> 1:38.142
32	11:43:49	<u>24.437</u> <u>24.437</u>	14.357 <u>38.794</u>	29.382 <u>1:08.176</u>	272	30.054 1:38.230
33	12:49:06	30.845 30.845	15.781 46.626	31.976 1:18.602	244,3	1:03:58.821 PIT EXIT
34	12:50:58	32.965 32.965	16.498 49.463	31.560 1:21.023	228,3	30.446 1:51.469
35	12:52:37	24.732 24.732	14.462 39.194	29.576 1:08.770	270,7	30.244 1:39.014
36	12:54:16	24.655 24.655	14.527 39.182	29.517 1:08.699	270	30.314 1:39.013
37	12:55:55	24.790 24.790	14.546 39.336	29.621 1:08.957	272	30.305 1:39.262
38	12:57:34	24.883 24.883	14.544 39.427	29.613 1:09.040	272,7	30.379 1:39.419
39	15:05:51	28.572 28.572	16.245 44.817	33.310 1:18.127	235,8	2:06:58.253 PIT EXIT
40	15:07:40	30.765 30.765	15.739 46.504	31.359 1:17.863	242,2	31.458 1:49.321
41	15:09:22	25.541 25.541	14.926 40.467	30.527 1:10.994	272,7	31.201 1:42.195
42	15:11:04	25.426 25.426	14.769 40.195	30.295 1:10.490	273,4	31.028 1:41.518
43	15:12:45	25.415 25.415	14.695 40.110	30.330 1:10.440	274,8	30.936 1:41.376
44	15:14:26	25.259 25.259	14.752 40.011	30.166 1:10.177	270,7	30.991 1:41.168
45	15:16:08	25.173 25.173	14.699 39.872	30.582 1:10.454	270	30.911 1:41.365
46	15:17:48	25.141 25.141	14.728 39.869	30.033 1:09.902	268,7	30.813 1:40.715



CIRCUITO DE JEREZ - TEST POST RACE WSBK

Tuesday, October 22nd 2024

ANALYSIS

11.- Nicolo BULEGA NB1 - Aruba.it Racing - Ducati

Lap	Time	IP1	IP2	IP3	VMax	FL
47	15:19:29	25.143 25.143	14.724 39.867	29.988 1:09.855	270	30.734 1:40.589
48	15:50:08	25.067 25.067	14.639 39.706	29.715 1:09.421	270,7	29:29.711 PIT EXIT
49	15:51:58	33.232 33.232	15.272 48.504	30.366 1:18.870	263,4	30.707 1:49.577
50	15:53:37	24.993 24.993	14.560 39.553	29.773 1:09.326	270,7	30.331 1:39.657
51	15:55:17	24.913 24.913	14.612 39.525	29.793 1:09.318	268,7	30.435 1:39.753
52	15:56:57	24.984 24.984	14.670 39.654	29.815 1:09.469	268,7	30.598 1:40.067
53	16:22:30	27.039 27.039	16.058 43.097	32.468 1:15.565	230,8	24:17.232 PIT EXIT
54	16:24:17	30.559 30.559	15.127 45.686	30.699 1:16.385	265,4	30.723 1:47.108
55	16:25:57	25.239 25.239	14.609 39.848	29.741 1:09.589	269,3	30.624 1:40.213
56	16:27:37	24.934 24.934	14.614 39.548	29.865 1:09.413	270,7	30.488 1:39.901
57	16:29:17	24.995 24.995	14.623 39.618	29.754 1:09.372	270,7	30.528 1:39.900
58	16:30:57	24.924 24.924	14.620 39.544	29.770 1:09.314	271,4	30.495 1:39.809
59	16:48:56	25.100 25.100	14.672 39.772	29.720 1:09.492	268,7	16:49.530 PIT EXIT
60	16:50:40	29.029 29.029	14.856 43.885	29.919 1:13.804	266,7	30.633 1:44.437
61	16:52:20	24.911 24.911	14.594 39.505	29.659 1:09.164	270,7	30.495 1:39.659
62	16:53:60	25.079 25.079	14.653 39.732	29.727 1:09.459	268,7	30.473 1:39.932
63	16:55:40	25.048 25.048	14.611 39.659	29.672 1:09.331	270	30.461 1:39.792
64	16:57:19	24.876 24.876	14.558 39.434	29.739 1:09.173	269,3	30.389 1:39.562
65		27.729 27.729	15.823 43.552	32.655 1:16.207	246	-----

Mejor Sectores	FL - IP1	IP1 - IP2	IP2 - IP3	IP3 - FL
	24.437	14.292	29.315	29.920



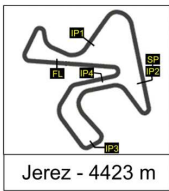
CIRCUITO DE JEREZ - TEST POST RACE WSBK

Tuesday, October 22nd 2024

ANALYSIS

12.- Nicolo BULEGA NB2 - Aruba.it Racing - Ducati

Lap	Time	IP1	IP2	IP3	VMax	FL
1	12:06:41	35.080 35.080	18.281 53.361	31.415 1:24.776	223,6	30.975 1:55.751
2	12:08:21	25.049 25.049	14.614 39.663	29.828 1:09.491	270,7	30.610 1:40.101
3	12:10:01	24.984 24.984	14.587 39.571	29.761 1:09.332	269,3	30.447 1:39.779
4	12:11:41	24.956 24.956	14.571 39.527	29.705 1:09.232	270	30.518 1:39.750
5	12:13:20	24.846 24.846	14.634 39.480	29.835 1:09.315	270,7	30.488 1:39.803
6	12:15:00	24.937 24.937	14.597 39.534	29.915 1:09.449	270	30.518 1:39.967
7	12:31:23	29.731 29.731	16.671 46.402	34.202 1:20.604	232,3	15:02.435 PIT EXIT
8	12:33:11	31.196 31.196	15.172 46.368	31.053 1:17.421	264,1	30.531 1:47.952
9	12:34:51	24.836 24.836	14.579 39.415	29.618 1:09.033	269,3	30.364 1:39.397
10	12:36:30	24.870 24.870	14.556 39.426	29.726 1:09.152	270,7	30.492 1:39.644
11	12:38:10	24.927 24.927	14.536 39.463	29.767 1:09.230	271,4	30.416 1:39.646
12	12:39:50	24.888 24.888	14.614 39.502	29.713 1:09.215	271,4	30.441 1:39.656
13	17:15:14	29.546 29.546	17.578 47.124	34.960 1:22.084	199,6	4:34:01.716 PIT EXIT
14	17:17:02	31.279 31.279	15.685 46.964	30.533 1:17.497	251,2	30.613 1:48.110
15	17:18:41	24.802 24.802	<u>14.439</u> <u>39.241</u>	<u>29.525</u> <u>1:08.766</u>	272	30.400 1:39.166
16	17:20:20	<u>24.778</u> <u>24.778</u>	14.520 39.298	29.540 1:08.838	270,7	30.407 1:39.245
17	17:21:59	24.824 24.824	14.548 39.372	29.606 1:08.978	271,4	<u>30.352</u> 1:39.330
18	17:23:39	24.855 24.855	14.504 39.359	29.625 1:08.984	272	30.505 1:39.489
19	17:25:19	24.973 24.973	14.535 39.508	30.037 1:09.545	273,4	30.825 1:40.370
20	17:26:59	25.119 25.119	14.614 39.733	29.766 1:09.499	271,4	30.634 1:40.133
21	17:28:39	24.961 24.961	14.586 39.547	29.641 1:09.188	270,7	30.575 1:39.763
22	17:30:19	24.903 24.903	14.599 39.502	29.669 1:09.171	270,7	30.432 1:39.603
23		30.494 30.494	34.934 1:05.428	36.004 1:41.432	140,6	-----



12

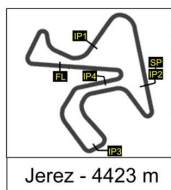
CIRCUITO DE JEREZ - TEST POST RACE WSBK
Tuesday, October 22nd 2024
ANALYSIS
12.- Nicolo BULEGA NB2 - Aruba.it Racing - Ducati

Lap	Time	IP1	IP2	IP3	VMax	FL
Mejor Sectores	FL - IP1	IP1 - IP2	IP2 - IP3	IP3 - FL		
	24.778	14.439	29.525	30.352		



CIRCUITO DE JEREZ - TEST POST RACE WSBK
Tuesday, October 22nd 2024
ANALYSIS
18.- Ryan VICKERS RV2 - Motocorsa Racing

Lap	Time	IP1	IP2	IP3	VMax	FL
1	9:41:21	37.709 37.709	17.640 55.349	36.822 1:32.171	223,6	35.852 2:08.023
2	9:48:28	28.162 28.162	15.918 44.080	33.423 1:17.503	258,4	5:49.979 PIT EXIT
3	9:50:25	36.344 36.344	15.696 52.040	32.200 1:24.240	263,4	32.578 1:56.818
4	9:52:10	26.418 26.418	15.268 41.686	31.191 1:12.877	268,7	31.953 1:44.830
5	9:53:54	26.196 26.196	15.073 41.269	30.864 1:12.133	271,4	31.642 1:43.775
6	9:55:37	25.662 25.662	15.176 40.838	30.484 1:11.322	269,3	31.588 1:42.910
7	9:57:19	25.453 25.453	14.941 40.394	30.561 1:10.955	270	31.080 1:42.035
8	9:59:01	25.367 25.367	14.883 40.250	30.707 1:10.957	271,4	31.282 1:42.239
9	10:00:43	25.423 25.423	14.951 40.374	30.420 1:10.794	270	31.041 1:41.835
10	10:02:24	25.268 25.268	14.856 40.124	30.483 1:10.607	270,7	31.126 1:41.733
11	10:04:06	25.220 25.220	14.818 40.038	30.468 1:10.506	270	31.132 1:41.638
12	10:28:38	26.923 26.923	16.414 43.337	35.095 1:18.432	176,8	23:13.989 PIT EXIT
13	10:30:28	31.053 31.053	15.400 46.453	31.403 1:17.856	264,1	31.492 1:49.348
14	10:32:10	25.462 25.462	14.899 40.361	30.433 1:10.794	269,3	31.149 1:41.943
15	10:33:52	25.915 25.915	14.887 40.802	30.482 1:11.284	270,7	31.075 1:42.359
16	10:35:55	26.575 26.575	15.207 41.782	31.624 1:13.406	262,1	49.899 PIT EXIT
17	10:37:41	29.110 29.110	15.082 44.192	30.613 1:14.805	268,7	31.166 1:45.971
18	10:39:23	25.254 25.254	14.863 40.117	30.367 1:10.484	270,7	31.089 1:41.573
19	10:41:05	25.443 25.443	14.889 40.332	30.379 1:10.711	270,7	31.024 1:41.735
20	10:42:46	25.268 25.268	14.887 40.155	30.253 1:10.408	270,7	31.067 1:41.475
21	10:44:28	25.313 25.313	14.966 40.279	30.310 1:10.589	267,3	30.923 1:41.512
22	11:29:38	27.228 27.228	15.498 42.726	32.145 1:14.871	265,4	43:55.135 PIT EXIT
23	11:31:34	37.512 37.512	16.053 53.565	31.702 1:25.267	237,9	31.226 1:56.493



Jerez - 4423 m



18

CIRCUITO DE JEREZ - TEST POST RACE WSBK

Tuesday, October 22nd 2024

ANALYSIS

18.- Ryan VICKERS RV2 - Motocorsa Racing

Lap	Time	IP1	IP2	IP3	VMax	FL
24	11:33:16	25.289 25.289	14.820 40.109	30.348 1:10.457	270	31.025 1:41.482
25	11:34:57	25.509 25.509	14.872 40.381	30.307 1:10.688	270	30.892 1:41.580
26	11:36:38	25.212 25.212	14.818 40.030	30.366 1:10.396	271,4	30.843 1:41.239
27	11:38:20	25.320 25.320	14.822 40.142	30.180 1:10.322	270	30.928 1:41.250
28	11:40:01	25.255 25.255	14.796 40.051	30.257 1:10.308	270	31.050 1:41.358
29	11:41:42	25.284 25.284	14.832 40.116	30.256 1:10.372	270,7	30.980 1:41.352
30	11:43:24	25.456 25.456	14.808 40.264	30.243 1:10.507	270	30.902 1:41.409
31	11:45:05	25.364 25.364	14.792 40.156	30.279 1:10.435	270,7	30.950 1:41.385
32	12:47:57	27.304 27.304	16.360 43.664	33.501 1:17.165	224,5	1:01:34.587 PIT EXIT
33	12:49:55	36.462 36.462	17.749 54.211	32.535 1:26.746	202,2	31.530 1:58.276
34	12:51:38	25.804 25.804	14.963 40.767	30.489 1:11.256	268,7	31.189 1:42.445
35	12:53:19	25.577 25.577	14.878 40.455	30.227 1:10.682	270,7	31.041 1:41.723
36	12:55:02	26.337 26.337	14.932 41.269	30.500 1:11.769	268,7	30.920 1:42.689
37	12:56:44	25.427 25.427	14.920 40.347	30.417 1:10.764	269,3	30.926 1:41.690
38	12:58:25	25.393 25.393	14.899 40.292	30.295 1:10.587	270	30.981 1:41.568
39	13:00:07	25.423 25.423	14.883 40.306	30.418 1:10.724	271,4	30.918 1:41.642
40	13:01:49	25.455 25.455	14.942 40.397	30.501 1:10.898	270	31.083 1:41.981
41	13:03:31	25.590 25.590	14.925 40.515	30.567 1:11.082	269,3	31.071 1:42.153
42	15:12:10	27.824 27.824	16.854 44.678	33.298 1:17.976	224,1	2:07:20.516 PIT EXIT
43	15:14:05	36.232 36.232	16.308 52.540	31.895 1:24.435	240	31.399 1:55.834
44	15:15:48	25.669 25.669	14.921 40.590	30.418 1:11.008	268,7	31.141 1:42.149
45	15:17:29	25.419 25.419	14.899 40.318	30.288 1:10.606	267,3	31.123 1:41.729
46	15:19:11	25.411 25.411	14.974 40.385	30.209 1:10.594	266,7	30.860 1:41.454



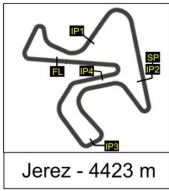
Jerez - 4423 m



18

CIRCUITO DE JEREZ - TEST POST RACE WSBK
Tuesday, October 22nd 2024
ANALYSIS
18.- Ryan VICKERS RV2 - Motocorsa Racing

Lap	Time	IP1	IP2	IP3	VMax	FL
47	15:20:52	25.217 25.217	14.956 40.173	30.262 1:10.435	264,1	30.931 1:41.366
48	15:22:33	25.368 25.368	14.927 40.295	30.162 1:10.457	266,7	30.851 1:41.308
49	15:24:15	25.284 25.284	14.823 40.107	30.186 1:10.293	268	30.996 1:41.289
50	15:25:56	25.350 25.350	14.922 40.272	<u>30.120</u> 1:10.392	268,7	30.945 1:41.337
51	15:27:38	25.389 25.389	14.864 40.253	30.283 1:10.536	267,3	30.911 1:41.447
52	16:40:01	27.959 27.959	16.704 44.663	33.494 1:18.157	210,1	1:11:05.617 PIT EXIT
53	16:41:57	34.062 34.062	16.993 51.055	32.688 1:23.743	206,1	31.571 1:55.314
54	16:43:39	25.491 25.491	14.909 40.400	30.468 1:10.868	266,7	31.050 1:41.918
55	16:45:20	25.373 25.373	14.800 40.173	30.268 1:10.441	268	31.056 1:41.497
56	16:47:14		49.295 49.295	33.118 1:22.413	241,6	31.582 1:53.995
57	16:48:56	25.572 25.572	14.953 40.525	30.547 1:11.072	268	31.195 1:42.267
58	16:50:38	25.556 25.556	14.924 40.480	30.487 1:10.967	266	31.112 1:42.079
59	17:10:35	29.020 29.020	15.591 44.611	32.274 1:16.885	251,7	18:39.601 PIT EXIT
60	17:12:24	32.366 32.366	15.297 47.663	30.566 1:18.229	266	31.154 1:49.383
61	17:14:05	25.247 25.247	14.844 40.091	30.125 1:10.216	268	<u>30.818</u> 1:41.034
62	17:15:46	<u>25.109</u> <u>25.109</u>	<u>14.776</u> <u>39.885</u>	30.174 <u>1:10.059</u>	267,3	30.863 1:40.922
63	17:17:27	25.218 25.218	14.823 40.041	30.200 1:10.241	268,7	31.028 1:41.269
64	17:19:09	25.348 25.348	14.836 40.184	30.230 1:10.414	266,7	30.861 1:41.275
65	17:20:50	25.401 25.401	14.849 40.250	30.301 1:10.551	269,3	30.948 1:41.499
66	17:22:32	25.467 25.467	14.897 40.364	30.311 1:10.675	268	31.049 1:41.724
67	17:27:48	27.366 27.366	15.799 43.165	32.303 1:15.468	254,7	4:00.136 PIT EXIT
68	17:30:12	29.220 29.220	16.097 45.317	32.225 1:17.542	250,6	1:06.746 PIT EXIT
69		29.336 29.336	15.900 45.236	33.628 1:18.864	250,9	-----



18

CIRCUITO DE JEREZ - TEST POST RACE WSBK
Tuesday, October 22nd 2024
ANALYSIS
18.- Ryan VICKERS RV2 - Motocorsa Racing

Lap	Time	IP1	IP2	IP3	VMax	FL
Mejor Sectores	FL - IP1	IP1 - IP2	IP2 - IP3	IP3 - FL		
	25.109	14.776	30.120	30.818		



Jerez - 4423 m



19

CIRCUITO DE JEREZ - TEST POST RACE WSBK

Tuesday, October 22nd 2024

ANALYSIS

19.- Alvaro BAUTISTA AB1 - Aruba.it Racing - Ducati

Lap	Time	IP1	IP2	IP3	VMax	FL
1	9:40:03	30.694 30.694	15.817 46.511	31.431 1:17.942	247,1	31.424 1:49.366
2	9:41:44	25.513 25.513	14.671 40.184	30.286 1:10.470	275,5	30.834 1:41.304
3	9:43:25	25.250 25.250	14.591 39.841	30.233 1:10.074	274,8	30.706 1:40.780
4	9:45:05	25.221 25.221	14.604 39.825	30.063 1:09.888	273,4	30.622 1:40.510
5	9:46:46	25.032 25.032	14.589 39.621	29.967 1:09.588	274,1	30.664 1:40.252
6	9:48:26	25.046 25.046	14.534 39.580	30.034 1:09.614	274,8	30.663 1:40.277
7	9:50:06	25.008 25.008	14.533 39.541	29.827 1:09.368	276,2	30.539 1:39.907
8	9:51:46	25.018 25.018	14.549 39.567	29.871 1:09.438	274,8	30.575 1:40.013
9	10:13:53	26.958 26.958	15.516 42.474	31.453 1:13.927	263,4	20:53.343 PIT EXIT
10	10:15:39	29.144 29.144	14.930 44.074	30.818 1:14.892	274,1	30.921 1:45.813
11	10:17:19	25.076 25.076	14.532 39.608	29.821 1:09.429	275,5	30.621 1:40.050
12	10:18:59	24.916 24.916	14.505 39.421	29.830 1:09.251	275,5	30.482 1:39.733
13	10:20:38	24.889 24.889	14.500 39.389	29.885 1:09.274	274,8	30.421 1:39.695
14	10:22:18	24.906 24.906	14.558 39.464	29.798 1:09.262	274,1	30.418 1:39.680
15	10:23:58	24.950 24.950	14.531 39.481	29.854 1:09.335	275,5	30.482 1:39.817
16	10:25:38	24.940 24.940	14.605 39.545	29.887 1:09.432	274,1	30.676 1:40.108
17	10:27:18	24.914 24.914	14.605 39.519	29.881 1:09.400	274,8	30.614 1:40.014
18	10:45:45	26.959 26.959	15.534 42.493	32.284 1:14.777	262,8	17:12.632 PIT EXIT
19	10:47:30	29.315 29.315	14.763 44.078	30.196 1:14.274	274,1	30.491 1:44.765
20	10:49:10	24.864 24.864	14.511 39.375	<u>29.787</u> <u>1:09.162</u>	274,1	30.405 1:39.567
21	10:50:49	<u>24.830</u> <u>24.830</u>	<u>14.463</u> <u>39.293</u>	29.945 1:09.238	274,8	<u>30.386</u> 1:39.624
22	11:53:21					1:02:31.531 PIT EXIT
23	11:55:09	30.396 30.396	15.003 45.399	31.325 1:16.724	261,5	31.104 1:47.828



Jerez - 4423 m



19

CIRCUITO DE JEREZ - TEST POST RACE WSBK

Tuesday, October 22nd 2024

ANALYSIS

19.- Alvaro BAUTISTA AB1 - Aruba.it Racing - Ducati

Lap	Time	IP1	IP2	IP3	VMax	FL
24	11:56:49	25.142	14.584	30.081	273,4	30.618
		25.142	39.726	1:09.807		1:40.425
25	11:58:30	25.109	14.628	30.155	272	30.676
		25.109	39.737	1:09.892		1:40.568
26	12:00:10	25.004	14.641	29.975	272,7	30.697
		25.004	39.645	1:09.620		1:40.317
27	12:01:50	25.178	14.549	30.008	272,7	30.564
		25.178	39.727	1:09.735		1:40.299
28	12:03:30	25.001	14.589	29.985	272,7	30.468
		25.001	39.590	1:09.575		1:40.043
29	12:05:10	24.987	14.552	29.878	274,1	30.457
		24.987	39.539	1:09.417		1:39.874
30	12:06:50	24.953	14.588	29.863	273,4	30.579
		24.953	39.541	1:09.404		1:39.983
31	12:23:46	26.167	15.168	31.159	269,3	15:43.798
		26.167	41.335	1:12.494		PIT EXIT
32	12:25:31	29.052	14.756	30.235	273,4	30.747
		29.052	43.808	1:14.043		1:44.790
33	12:27:11	24.999	14.497	29.854	276,2	30.707
		24.999	39.496	1:09.350		1:40.057
34	12:28:51	25.120	14.568	29.906	273,4	30.443
		25.120	39.688	1:09.594		1:40.037
35	12:30:31	25.041	14.593	29.873	273,4	30.517
		25.041	39.634	1:09.507		1:40.024
36	12:32:12	25.074	14.552	29.893	274,1	30.602
		25.074	39.626	1:09.519		1:40.121
37	12:33:51	24.985	14.599	29.826	274,8	30.425
		24.985	39.584	1:09.410		1:39.835
38	12:35:31	24.908	14.551	29.854	274,8	30.470
		24.908	39.459	1:09.313		1:39.783
39	12:37:11	24.979	14.584	29.937	274,8	30.515
		24.979	39.563	1:09.500		1:40.015
40	12:51:13	26.237	15.105	31.314	272	12:49.565
		26.237	41.342	1:12.656		PIT EXIT
41	12:52:58	29.065	14.679	30.275	272,7	30.727
		29.065	43.744	1:14.019		1:44.746
42	12:54:38	25.053	14.521	29.891	274,1	30.539
		25.053	39.574	1:09.465		1:40.004
43	12:56:18	25.004	14.528	29.830	274,8	30.512
		25.004	39.532	1:09.362		1:39.874
44	12:57:58	24.971	14.543	29.858	274,8	30.537
		24.971	39.514	1:09.372		1:39.909
45	12:59:38	24.987	14.505	30.024	275,5	30.512
		24.987	39.492	1:09.516		1:40.028
46	13:01:18	25.021	14.569	29.937	274,8	30.654
		25.021	39.590	1:09.527		1:40.181



CIRCUITO DE JEREZ - TEST POST RACE WSBK

Tuesday, October 22nd 2024

ANALYSIS

19.- Alvaro BAUTISTA AB1 - Aruba.it Racing - Ducati

Lap	Time	IP1	IP2	IP3	VMax	FL
47	13:02:59	25.071	14.612	30.114	274,8	30.588
		25.071	39.683	1:09.797		1:40.385
48	13:04:39	25.027	14.617	29.974	272,7	30.515
		25.027	39.644	1:09.618		1:40.133
49	15:05:51	27.335	15.883	31.965	259,6	1:59:56.682
		27.335	43.218	1:15.183		PIT EXIT
50	15:07:40	30.819	15.793	31.258	248,3	31.551
		30.819	46.612	1:17.870		1:49.421
51	15:09:22	25.568	14.907	30.474	271,4	31.228
		25.568	40.475	1:10.949		1:42.177
52	15:11:04	25.482	14.716	30.245	272	31.109
		25.482	40.198	1:10.443		1:41.552
53	15:12:45	25.332	14.776	30.262	273,4	30.971
		25.332	40.108	1:10.370		1:41.341
54	15:14:26	25.248	14.990	30.303	264,7	30.948
		25.248	40.238	1:10.541		1:41.489
55	15:16:08	25.483	14.685	30.335	274,8	30.895
		25.483	40.168	1:10.503		1:41.398
56	15:17:49	25.357	14.712	30.122	274,1	30.667
		25.357	40.069	1:10.191		1:40.858
57	15:19:29	25.323	14.662	30.023	273,4	30.657
		25.323	39.985	1:10.008		1:40.665
58	15:34:11	25.443	14.716	30.151	272,7	13:31.677
		25.443	40.159	1:10.310		PIT EXIT
59	15:35:56	28.814	14.879	30.430	272	30.840
		28.814	43.693	1:14.123		1:44.963
60	15:37:37	25.158	14.547	30.059	272,7	30.776
		25.158	39.705	1:09.764		1:40.540
61	15:39:18	25.120	14.667	30.183	272,7	30.912
		25.120	39.787	1:09.970		1:40.882
62	15:40:59	25.163	14.754	30.142	272,7	30.811
		25.163	39.917	1:10.059		1:40.870
63	15:42:39	25.133	14.636	30.050	272,7	30.673
		25.133	39.769	1:09.819		1:40.492
64	15:44:20	25.143	14.695	29.988	272,7	30.670
		25.143	39.838	1:09.826		1:40.496
65	15:46:00	25.062	14.655	30.019	272,7	30.523
		25.062	39.717	1:09.736		1:40.259
66	15:47:40	25.098	14.581	29.933	274,1	30.536
		25.098	39.679	1:09.612		1:40.148
67	15:49:20	24.990	14.625	29.934	274,1	30.496
		24.990	39.615	1:09.549		1:40.045
68	16:08:37	26.516	15.683	30.806	264,1	18:04.019
		26.516	42.199	1:13.005		PIT EXIT
69	16:10:22	28.643	14.914	30.286	272	30.849
		28.643	43.557	1:13.843		1:44.692



Jerez - 4423 m



19

CIRCUITO DE JEREZ - TEST POST RACE WSBK

Tuesday, October 22nd 2024

ANALYSIS

19.- Alvaro BAUTISTA AB1 - Aruba.it Racing - Ducati

Lap	Time	IP1	IP2	IP3	VMax	FL
70	16:12:02	25.003 25.003	14.585 39.588	29.902 1:09.490	275,5	30.523 1:40.013
71	16:13:42	25.390 25.390	14.580 39.970	29.880 1:09.850	274,8	30.595 1:40.445
72	16:15:22	25.065 25.065	14.648 39.713	29.948 1:09.661	272,7	30.542 1:40.203
73	16:17:03	25.152 25.152	14.613 39.765	30.107 1:09.872	274,1	30.715 1:40.587
74	16:18:43	25.091 25.091	14.586 39.677	30.032 1:09.709	274,1	30.717 1:40.426
75	16:20:24	25.134 25.134	14.678 39.812	29.949 1:09.761	274,1	30.614 1:40.375
76	16:22:04	25.143 25.143	14.672 39.815	29.991 1:09.806	274,1	30.680 1:40.486
77	16:40:45	27.222 27.222	15.804 43.026	31.866 1:14.892	254,1	17:25.301 PIT EXIT
78	16:42:30	29.812 29.812	14.812 44.624	30.446 1:15.070	270,7	30.885 1:45.955
79	16:44:11	25.184 25.184	14.557 39.741	30.081 1:09.822	273,4	30.866 1:40.688
80	16:45:51	25.173 25.173	14.541 39.714	29.864 1:09.578	273,4	30.541 1:40.119
81	16:47:32	25.103 25.103	14.587 39.690	29.936 1:09.626	273,4	30.600 1:40.226
82	16:49:12	25.151 25.151	14.602 39.753	29.966 1:09.719	272,7	30.677 1:40.396
83	16:50:52	25.126 25.126	14.583 39.709	29.943 1:09.652	274,1	30.633 1:40.285
84	16:52:33	25.152 25.152	14.610 39.762	29.982 1:09.744	273,4	30.728 1:40.472
85	16:54:13	25.173 25.173	14.623 39.796	30.028 1:09.824	273,4	30.618 1:40.442
86		27.676 27.676	16.018 43.694	32.152 1:15.846	270	-----

Mejor Sectores	FL - IP1	IP1 - IP2	IP2 - IP3	IP3 - FL
	24.830	14.463	29.787	30.386



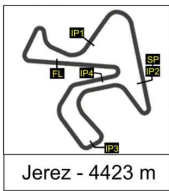
Jerez - 4423 m



21

CIRCUITO DE JEREZ - TEST POST RACE WSBK
Tuesday, October 22nd 2024
ANALYSIS
21.- TR PROMETEO - BbKRT

Lap	Time	IP1	IP2	IP3	VMax	FL
1	9:40:17	33.844 33.844	15.992 49.836	32.471 1:22.307	255,9	32.719 1:55.026
2	9:42:01	26.249 26.249	15.199 41.448	31.013 1:12.461	262,1	31.825 1:44.286
3	9:43:44	25.852 25.852	15.054 40.906	30.789 1:11.695	262,1	31.517 1:43.212
4	9:45:27	25.709 25.709	15.027 40.736	30.714 1:11.450	262,8	31.386 1:42.836
5	9:47:10	25.624 25.624	15.027 40.651	30.575 1:11.226	262,8	31.403 1:42.629
6	9:48:57	25.744 25.744	15.024 40.768	35.074 1:15.842	262,1	31.874 1:47.716
7	9:50:40	25.620 25.620	14.978 40.598	30.479 1:11.077	266	31.309 1:42.386
8	10:05:45	27.008 27.008	15.476 42.484	32.388 1:14.872	262,8	13:50.453 PIT EXIT
9	10:07:39	35.608 35.608	15.523 51.131	31.177 1:22.308	255,3	31.740 1:54.048
10	10:09:22	25.593 25.593	15.007 40.600	31.287 1:11.887	264,7	31.433 1:43.320
11	10:11:05	25.594 25.594	15.003 40.597	30.474 1:11.071	266	31.364 1:42.435
12	10:12:47	25.726 25.726	14.956 40.682	30.581 1:11.263	264,7	31.366 1:42.629
13	10:14:30	25.647 25.647	14.952 40.599	30.616 1:11.215	264,1	31.451 1:42.666
14	10:16:13	25.589 25.589	14.966 40.555	30.482 1:11.037	264,1	31.376 1:42.413
15	10:32:51	28.106 28.106	15.883 43.989	32.188 1:16.177	255,9	15:22.342 PIT EXIT
16	10:34:41	30.951 30.951	15.521 46.472	31.504 1:17.976	258,4	31.807 1:49.783
17	10:36:23	25.560 25.560	14.953 40.513	30.419 1:10.932	264,1	31.272 1:42.204
18	10:38:05	25.546 25.546	14.816 40.362	30.524 1:10.886	264,7	31.120 1:42.006
19	10:39:47	25.332 25.332	14.913 40.245	30.254 1:10.499	264,1	31.051 1:41.550
20	10:41:36	25.317 25.317	14.851 40.168	36.262 1:16.430	266	32.754 1:49.184
21	10:43:17	25.358 25.358	14.856 40.214	30.149 1:10.363	266,7	30.997 1:41.360
22	14:17:29	27.433 27.433	15.964 43.397	32.020 1:15.417	258,4	3:32:56.110 PIT EXIT
23	14:19:19	31.225 31.225	15.599 46.824	31.468 1:18.292	255,9	31.990 1:50.282



CIRCUITO DE JEREZ - TEST POST RACE WSBK
Tuesday, October 22nd 2024
ANALYSIS
21.- TR PROMETEO - BbKRT

Lap	Time	IP1	IP2	IP3	VMax	FL
24	14:21:02	25.865	14.989	30.464	261,5	31.372
		25.865	40.854	1:11.318		1:42.690
25	14:22:44	25.770	14.980	30.459	262,1	31.358
		25.770	40.750	1:11.209		1:42.567
26	14:24:27	25.459	14.978	30.484	261,5	31.380
		25.459	40.437	1:10.921		1:42.301
27	14:26:09	25.617	14.978	30.416	262,8	31.335
		25.617	40.595	1:11.011		1:42.346
28	14:27:51	25.485	14.948	30.455	262,1	31.211
		25.485	40.433	1:10.888		1:42.099
29		27.610	15.614	32.051	259	
		27.610	43.224	1:15.275		-----

Mejor Sectores	FL - IP1	IP1 - IP2	IP2 - IP3	IP3 - FL
	25.317	14.816	30.149	30.997



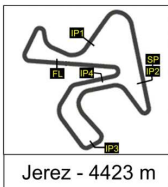
Jerez - 4423 m



22

CIRCUITO DE JEREZ - TEST POST RACE WSBK
Tuesday, October 22nd 2024
ANALYSIS
22.- TR BIMOTA 1 - BbKRT

Lap	Time	IP1	IP2	IP3	VMax	FL
1	11:24:39	32.169 32.169	15.380 47.549	31.659 1:19.208	262,8	32.044 1:51.252
2	11:26:21	25.810 25.810	14.924 40.734	30.523 1:11.257	266	31.364 1:42.621
3	11:28:04	25.583 25.583	14.808 40.391	30.543 1:10.934	267,3	31.206 1:42.140
4	11:29:45	25.536 25.536	14.838 40.374	30.314 1:10.688	267,3	31.102 1:41.790
5	14:33:52	26.828 26.828	15.311 42.139	31.584 1:13.723	266	3:02:52.499 PIT EXIT
6	14:35:41	31.147 31.147	15.409 46.556	31.071 1:17.627	262,8	31.906 1:49.533
7	14:37:24	25.661 25.661	14.942 40.603	30.482 1:11.085	264,7	31.329 1:42.414
8	14:39:06	25.566 25.566	14.912 40.478	30.270 1:10.748	266,7	31.331 1:42.079
9	14:40:54	25.532 25.532	14.907 40.439	34.094 1:14.533	265,4	34.295 1:48.828
10	14:42:37	25.686 25.686	14.864 40.550	30.445 1:10.995	264,1	31.235 1:42.230
11	15:05:18	28.703 28.703	15.808 44.511	32.305 1:16.816	259,6	21:24.841 PIT EXIT
12	15:07:10	33.673 33.673	15.270 48.943	31.209 1:20.152	259,6	31.519 1:51.671
13	15:08:53	25.960 25.960	14.926 40.886	30.377 1:11.263	264,1	31.470 1:42.733
14	15:10:35	25.459 25.459	14.903 40.362	30.404 1:10.766	264,1	31.289 1:42.055
15	15:12:17	25.686 25.686	14.890 40.576	30.543 1:11.119	264,7	31.209 1:42.328
16	15:13:59	25.533 25.533	14.864 40.397	30.464 1:10.861	266	31.279 1:42.140
17	15:15:50	28.565 28.565	16.044 44.609	31.665 1:16.274	256,5	34.461 1:50.735
18	15:17:32	25.605 25.605	14.889 40.494	30.362 1:10.856	267,3	31.321 1:42.177
19	15:42:30	27.640 27.640	15.639 43.279	31.022 1:14.301	262,1	23:43.620 PIT EXIT
20	15:44:22	31.519 31.519	15.336 46.855	33.360 1:20.215	257,8	31.223 1:51.438
21	15:46:03	25.377 25.377	14.852 40.229	30.341 1:10.570	265,4	31.109 1:41.679
22	15:47:45	25.441 25.441	14.849 40.290	30.339 1:10.629	264,7	31.108 1:41.737
23	15:49:27	25.472 25.472	14.808 40.280	30.316 1:10.596	266	31.067 1:41.663



Jerez - 4423 m



22

CIRCUITO DE JEREZ - TEST POST RACE WSBK
Tuesday, October 22nd 2024
ANALYSIS
22.- TR BIMOTA 1 - BbKRT

Lap	Time	IP1	IP2	IP3	VMax	FL
24	15:51:08	25.405 25.405	14.857 40.262	30.495 1:10.757	264,1	31.016 1:41.773
25	15:52:50	25.440 25.440	14.761 40.201	30.280 1:10.481	270	30.988 1:41.469
26	17:18:52	27.446 27.446	15.711 43.157	32.543 1:15.700	260,9	1:24:46.205 PIT EXIT
27	17:20:39	29.661 29.661	15.010 44.671	31.404 1:16.075	264,1	31.283 1:47.358
28	17:22:21	25.428 25.428	14.864 40.292	30.279 1:10.571	265,4	30.953 1:41.524
29	17:24:02	25.356 25.356	14.843 40.199	30.463 1:10.662	265,4	31.016 1:41.678
30	17:25:44	25.411 25.411	14.866 40.277	30.262 1:10.539	266,7	30.975 1:41.514
31		31.496 31.496	17.660 49.156	33.973 1:23.129	247,1	-----

Mejor Sectores	FL - IP1	IP1 - IP2	IP2 - IP3	IP3 - FL
	25.356	14.761	30.262	30.953



Jerez - 4423 m



23

CIRCUITO DE JEREZ - TEST POST RACE WSBK
Tuesday, October 22nd 2024
ANALYSIS
23.- TR BIMOTA 2 - BbKRT

Lap	Time	IP1	IP2	IP3	VMax	FL
1	16:19:42	48.185 48.185	15.903 1:04.088	31.815 1:35.903	259,6	31.494 2:07.397
2	16:21:24	25.475 25.475	14.879 40.354	30.307 1:10.661	264,1	31.241 1:41.902
3	16:23:06	25.570 25.570	14.946 40.516	30.233 1:10.749	264,1	31.073 1:41.822
4	16:24:48	25.426 25.426	14.888 40.314	30.298 1:10.612	262,8	31.061 1:41.673
5	16:26:29	25.380 25.380	14.917 40.297	30.340 1:10.637	264,1	31.055 1:41.692
6	16:28:16	28.130 28.130	15.837 43.967	31.363 1:15.330	257,8	31.928 1:47.258
7	16:29:58	25.497 25.497	14.930 40.427	30.295 1:10.722	260,9	31.032 1:41.754
8	16:50:20	27.564 27.564	15.809 43.373	32.557 1:15.930	259	19:05.821 PIT EXIT
9	16:52:08	30.043 30.043	15.259 45.302	30.904 1:16.206	259,6	31.629 1:47.835
10	16:53:50	25.451 25.451	14.923 40.374	30.470 1:10.844	263,4	31.225 1:42.069
11	17:01:49	26.794 26.794	15.497 42.291	31.461 1:13.752	260,2	6:45.538 PIT EXIT
12	17:03:39	30.419 30.419	15.282 45.701	32.122 1:17.823	260,2	31.760 1:49.583
13	17:05:21	25.478 25.478	14.958 40.436	30.282 1:10.718	262,8	31.338 1:42.056
14	17:07:03	25.403 25.403	14.877 40.280	30.457 1:10.737	262,8	31.214 1:41.951
15		27.273 27.273	15.481 42.754	31.430 1:14.184	257,1	-----

Mejor Sectores	FL - IP1	IP1 - IP2	IP2 - IP3	IP3 - FL
	25.380	14.877	30.233	31.032



Jerez - 4423 m



31

CIRCUITO DE JEREZ - TEST POST RACE WSBK
Tuesday, October 22nd 2024
ANALYSIS
31.- Garrett GERLOFF - Kawasaki Puccetti Racing

Lap	Time	IP1	IP2	IP3	VMax	FL
1	10:24:57	32.847 32.847	15.651 48.498	31.552 1:20.050	260,9	32.604 1:52.654
2	10:26:40	25.917 25.917	15.020 40.937	30.602 1:11.539	267,3	31.325 1:42.864
3	10:28:22	25.466 25.466	14.842 40.308	30.327 1:10.635	264,7	30.897 1:41.532
4	10:30:02	25.023 25.023	14.806 39.829	30.001 1:09.830	266	30.796 1:40.626
5	10:31:43	25.040 25.040	14.758 39.798	30.044 1:09.842	268	30.948 1:40.790
6	10:33:24	25.123 25.123	14.833 39.956	29.916 1:09.872	267,3	30.728 1:40.600
7	11:22:33	26.686 26.686	16.045 42.731	32.093 1:14.824	254,1	47:54.549 PIT EXIT
8	11:24:23	33.538 33.538	15.206 48.744	30.359 1:19.103	263,4	31.306 1:50.409
9	11:26:05	25.428 25.428	14.760 40.188	30.368 1:10.556	268	30.982 1:41.538
10	11:27:45	25.006 25.006	14.725 39.731	29.929 1:09.660	267,3	30.625 1:40.285
11	11:29:26	25.044 25.044	14.741 39.785	29.921 1:09.706	268,7	30.674 1:40.380
12	11:31:06	24.959 24.959	15.039 39.998	29.980 1:09.978	264,1	30.713 1:40.691
13	11:32:47	24.944 24.944	14.751 39.695	29.858 1:09.553	268	30.760 1:40.313
14	11:47:38	25.386 25.386	14.890 40.276	35.130 1:15.406	267,3	13:36.291 PIT EXIT
15	11:49:27	32.124 32.124	15.341 47.465	30.522 1:17.987	264,7	31.195 1:49.182
16	11:51:09	25.244 25.244	15.020 40.264	30.114 1:10.378	268	30.975 1:41.353
17	11:52:49	25.138 25.138	14.776 39.914	29.932 1:09.846	268	30.827 1:40.673
18	11:54:30	25.131 25.131	14.899 40.030	30.197 1:10.227	268	30.712 1:40.939
19	11:56:11	25.117 25.117	14.854 39.971	30.050 1:10.021	268	30.825 1:40.846
20	12:13:54	25.778 25.778	15.207 40.985	30.580 1:11.565	266,7	16:30.798 PIT EXIT
21	12:15:42	30.430 30.430	15.268 45.698	30.900 1:16.598	264,7	31.362 1:47.960
22	12:17:22	24.982 24.982	14.770 39.752	29.964 1:09.716	264,7	30.675 1:40.391
23	12:19:03	24.936 24.936	14.703 39.639	30.276 1:09.915	268	30.769 1:40.684



Jerez - 4423 m



31

CIRCUITO DE JEREZ - TEST POST RACE WSBK
Tuesday, October 22nd 2024
ANALYSIS
31.- Garrett GERLOFF - Kawasaki Puccetti Racing

Lap	Time	IP1	IP2	IP3	VMax	FL
24	12:20:43	24.938 24.938	14.779 39.717	29.810 1:09.527	268,7	30.674 1:40.201
25	12:22:27	27.407 27.407	15.031 42.438	30.560 1:12.998	264,7	31.432 1:44.430
26	12:37:43	24.970 24.970	14.796 39.766	31.403 1:11.169	270	14:04.179 PIT EXIT
27	12:39:30	30.076 30.076	15.340 45.416	30.443 1:15.859	265,4	31.113 1:46.972
28	12:41:10	25.080 25.080	14.823 39.903	29.740 1:09.643	259,6	30.724 1:40.367
29	12:42:50	25.030 25.030	<u>14.685</u> 39.715	29.887 1:09.602	268	30.666 1:40.268
30	12:44:31	25.145 25.145	14.764 39.909	29.809 1:09.718	266,7	30.658 1:40.376
31	12:46:12	25.022 25.022	14.782 39.804	30.167 1:09.971	268,7	30.957 1:40.928
32	12:47:52	25.008 25.008	14.778 39.786	29.817 1:09.603	263,4	30.711 1:40.314
33	12:49:32	25.111 25.111	14.848 39.959	29.929 1:09.888	267,3	30.711 1:40.599
34	14:31:16	25.821 25.821	15.028 40.849	31.149 1:11.998	265,4	1:40:31.680 PIT EXIT
35	14:33:08	31.216 31.216	15.607 46.823	31.625 1:18.448	265,4	33.251 1:51.699
36	14:34:50	25.397 25.397	14.909 40.306	30.230 1:10.536	265,4	31.952 1:42.488
37	14:36:31	25.185 25.185	14.877 40.062	30.114 1:10.176	267,3	30.979 1:41.155
38	14:38:12	25.161 25.161	14.810 39.971	29.886 1:09.857	268	30.944 1:40.801
39	14:39:53	25.059 25.059	14.737 39.796	29.926 1:09.722	269,3	30.785 1:40.507
40	14:41:34	25.061 25.061	14.808 39.869	30.004 1:09.873	266,7	31.234 1:41.107
41	14:43:15	25.196 25.196	14.801 39.997	29.897 1:09.894	268,7	30.902 1:40.796
42	14:44:56	25.066 25.066	14.835 39.901	30.073 1:09.974	268	31.019 1:40.993
43	14:46:37	25.019 25.019	14.845 39.864	30.303 1:10.167	265,4	31.076 1:41.243
44	15:13:08	25.932 25.932	15.015 40.947	30.385 1:11.332	268,7	25:20.183 PIT EXIT
45	15:14:58	32.523 32.523	15.227 47.750	30.685 1:18.435	264,7	31.530 1:49.965
46	15:16:40	25.252 25.252	14.980 40.232	29.950 1:10.182	266	31.105 1:41.287



Jerez - 4423 m



31

CIRCUITO DE JEREZ - TEST POST RACE WSBK
Tuesday, October 22nd 2024
ANALYSIS
31.- Garrett GERLOFF - Kawasaki Puccetti Racing

Lap	Time	IP1	IP2	IP3	VMax	FL
47	15:18:21	25.260 25.260	14.889 40.149	30.037 1:10.186	266,7	30.986 1:41.172
48	15:20:02	25.148 25.148	14.849 39.997	30.608 1:10.605	264,1	30.997 1:41.602
49	15:21:44	25.102 25.102	14.911 40.013	30.154 1:10.167	266,7	31.062 1:41.229
50	15:23:25	25.270 25.270	14.906 40.176	30.166 1:10.342	264,7	31.058 1:41.400
51	15:25:07	25.206 25.206	14.941 40.147	30.369 1:10.516	266	30.978 1:41.494
52	15:26:49	25.528 25.528	15.079 40.607	30.289 1:10.896	264,1	31.160 1:42.056
53	16:27:52	27.572 27.572	15.342 42.914	31.253 1:14.167	262,8	59:49.398 PIT EXIT
54	16:29:42	30.663 30.663	15.620 46.283	31.823 1:18.106	261,5	31.627 1:49.733
55	16:31:23	25.308 25.308	14.969 40.277	30.097 1:10.374	262,1	31.065 1:41.439
56	16:33:04	25.185 25.185	14.836 40.021	30.049 1:10.070	266	30.816 1:40.886
57	16:34:45	25.102 25.102	14.950 40.052	30.231 1:10.283	262,8	30.869 1:41.152
58	16:36:26	25.107 25.107	14.928 40.035	30.131 1:10.166	264,7	30.876 1:41.042
59	16:38:08	25.216 25.216	14.939 40.155	30.075 1:10.230	264,7	30.888 1:41.118
60	16:39:49	25.099 25.099	15.063 40.162	30.159 1:10.321	260,9	30.908 1:41.229
61	16:41:30	25.153 25.153	15.126 40.279	29.984 1:10.263	266,7	31.028 1:41.291
62	16:43:11	25.225 25.225	14.828 40.053	29.865 1:09.918	266,7	30.897 1:40.815
63	16:53:08	26.739 26.739	15.221 41.960	30.537 1:12.497	263,4	8:44.534 PIT EXIT
64	16:54:57	31.376 31.376	15.180 46.556	30.934 1:17.490	262,8	31.378 1:48.868
65	16:56:41	25.039 25.039	15.130 40.169	31.983 1:12.152	252,3	32.116 1:44.268
66	16:58:21	24.926 24.926	14.787 39.713	29.538 1:09.251	267,3	30.764 1:40.015
67	17:00:01	24.896 24.896	14.758 39.654	29.580 1:09.234	265,4	30.574 1:39.808
68	17:01:41	24.877 24.877	14.796 39.673	29.654 1:09.327	264,1	30.761 1:40.088
69	17:07:27	25.520 25.520	14.999 40.519	30.969 1:11.488	264,7	4:34.482 PIT EXIT



Jerez - 4423 m

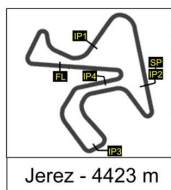


31

CIRCUITO DE JEREZ - TEST POST RACE WSBK
Tuesday, October 22nd 2024
ANALYSIS
31.- Garrett GERLOFF - Kawasaki Puccetti Racing

Lap	Time	IP1	IP2	IP3	VMax	FL
70	17:09:16	30.541 30.541	15.603 46.144	31.604 1:17.748	262,8	31.680 1:49.428
71	17:10:56	24.847 24.847	14.762 39.609	29.583 1:09.192	266,7	30.458 1:39.650
72	17:12:37	25.094 25.094	14.734 39.828	29.841 1:09.669	265,4	30.840 1:40.509
73	17:14:17	24.970 24.970	14.813 39.783	29.895 1:09.678	265,4	30.604 1:40.282
74	17:15:57	25.017 25.017	14.812 39.829	29.643 1:09.472	267,3	30.611 1:40.083
75	17:17:37	24.961 24.961	14.772 39.733	29.687 1:09.420	268,7	30.524 1:39.944
76	17:19:17	25.091 25.091	14.748 39.839	29.717 1:09.556	267,3	30.589 1:40.145
77	17:22:17	26.132 26.132	15.378 41.510	30.755 1:12.265	265,4	1:47.557 PIT EXIT
78		44.609 44.609	15.722 1:00.331	31.198 1:31.529	260,2	-----

Mejor Sectores	FL - IP1	IP1 - IP2	IP2 - IP3	IP3 - FL
	24.847	14.685	29.538	30.458



Jerez - 4423 m



46

CIRCUITO DE JEREZ - TEST POST RACE WSBK
Tuesday, October 22nd 2024
ANALYSIS
46.- Thomas BRIDEWELL TB1 - Honda Racing UK

Lap	Time	IP1	IP2	IP3	VMax	FL
1	9:35:35	30.305 30.305	15.676 45.981	31.465 1:17.446	259	31.931 1:49.377
2	9:37:18	25.524 25.524	14.959 40.483	30.537 1:11.020	260,2	31.493 1:42.513
3	9:39:00	25.430 25.430	14.933 40.363	30.301 1:10.664	261,5	31.327 1:41.991
4	9:40:42	25.388 25.388	14.898 40.286	30.174 1:10.460	262,8	31.350 1:41.810
5	9:42:23	25.288 25.288	14.955 40.243	30.188 1:10.431	262,1	31.367 1:41.798
6	9:44:05	25.294 25.294	14.992 40.286	30.337 1:10.623	259,6	31.496 1:42.119
7	9:57:08	26.413 26.413	15.389 41.802	31.663 1:13.465	254,7	11:48.940 PIT EXIT
8	9:59:04	31.911 31.911	19.748 51.659	33.085 1:24.744	125,3	31.661 1:56.405
9	10:00:46	25.419 25.419	14.940 40.359	30.221 1:10.580	259,6	31.341 1:41.921
10	10:02:28	25.221 25.221	14.910 40.131	30.339 1:10.470	262,1	31.236 1:41.706
11	10:04:10	25.162 25.162	14.906 40.068	30.421 1:10.489	262,8	31.403 1:41.892
12	10:05:52	25.258 25.258	14.996 40.254	30.418 1:10.672	260,9	31.407 1:42.079
13	10:07:34	25.734 25.734	15.029 40.763	30.359 1:11.122	261,5	31.491 1:42.613
14	11:20:49	28.053 28.053	16.210 44.263	33.413 1:17.676	205,7	1:11:56.708 PIT EXIT
15	11:22:38	30.234 30.234	15.358 45.592	31.223 1:16.815	258,4	32.005 1:48.820
16	11:24:20	25.546 25.546	14.987 40.533	30.597 1:11.130	263,4	31.589 1:42.719
17	11:26:06	25.432 25.432	14.990 40.422	31.705 1:12.127	263,4	33.683 1:45.810
18	11:27:49	25.496 25.496	15.027 40.523	30.513 1:11.036	262,8	31.430 1:42.466
19	11:29:31	25.417 25.417	15.020 40.437	30.414 1:10.851	264,1	31.524 1:42.375
20	11:31:14	25.471 25.471	15.091 40.562	30.505 1:11.067	262,8	31.529 1:42.596
21	11:43:08	26.658 26.658	15.678 42.336	31.672 1:14.008	247,1	10:40.646 PIT EXIT
22	11:44:56	29.378 29.378	15.555 44.933	30.882 1:15.815	257,1	31.632 1:47.447
23	11:46:38	25.437 25.437	15.002 40.439	30.375 1:10.814	259	31.342 1:42.156



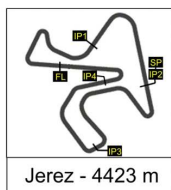
Jerez - 4423 m



46

CIRCUITO DE JEREZ - TEST POST RACE WSBK
Tuesday, October 22nd 2024
ANALYSIS
46.- Thomas BRIDEWELL TB1 - Honda Racing UK

Lap	Time	IP1	IP2	IP3	VMax	FL
24	11:48:20	25.238 25.238	14.935 40.173	30.294 1:10.467	260,9	31.224 1:41.691
25	11:50:01	25.283 25.283	14.954 40.237	30.176 1:10.413	262,8	31.201 1:41.614
26	11:51:43	25.255 25.255	14.955 40.210	30.175 1:10.385	262,8	31.263 1:41.648
27	11:53:26	25.633 25.633	15.233 40.866	30.558 1:11.424	260,9	31.494 1:42.918
28	12:20:16	26.957 26.957	15.813 42.770	32.261 1:15.031	238,4	25:35.279 PIT EXIT
29	12:22:05	30.986 30.986	15.248 46.234	30.755 1:16.989	258,4	31.673 1:48.662
30	12:23:47	25.353 25.353	15.141 40.494	30.388 1:10.882	261,5	31.371 1:42.253
31	12:25:29	25.307 25.307	15.067 40.374	30.398 1:10.772	261,5	31.413 1:42.185
32	12:27:11	25.381 25.381	15.062 40.443	30.426 1:10.869	261,5	31.422 1:42.291
33	12:28:54	25.559 25.559	14.991 40.550	30.339 1:10.889	260,2	31.246 1:42.135
34	12:30:36	25.320 25.320	14.964 40.284	30.736 1:11.020	263,4	31.491 1:42.511
35	12:52:33	26.592 26.592	15.840 42.432	32.053 1:14.485	250,6	20:42.288 PIT EXIT
36	12:54:23	31.534 31.534	15.418 46.952	31.054 1:18.006	259,6	31.736 1:49.742
37	12:56:06	25.720 25.720	15.082 40.802	30.564 1:11.366	259,6	31.526 1:42.892
38	12:57:49	25.554 25.554	15.032 40.586	30.736 1:11.322	263,4	31.652 1:42.974
39	12:59:31	25.466 25.466	15.058 40.524	30.424 1:10.948	262,8	31.533 1:42.481
40	13:01:14	25.576 25.576	15.029 40.605	30.474 1:11.079	263,4	31.590 1:42.669
41	13:02:56	25.477 25.477	15.089 40.566	30.529 1:11.095	262,1	31.512 1:42.607
42	15:07:12	30.265 30.265	16.057 46.322	32.477 1:18.799	243,8	2:02:56.692 PIT EXIT
43	15:09:11	32.892 32.892	19.817 52.709	34.925 1:27.634	143,6	32.084 1:59.718
44	15:11:06	26.063 26.063	15.022 41.085	35.066 1:16.151	259,6	38.747 1:54.898
45	15:12:49	25.514 25.514	15.000 40.514	30.316 1:10.830	260,2	31.364 1:42.194
46	15:14:31	25.380 25.380	14.943 40.323	30.506 1:10.829	264,1	31.440 1:42.269



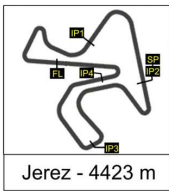
Jerez - 4423 m



46

CIRCUITO DE JEREZ - TEST POST RACE WSBK
Tuesday, October 22nd 2024
ANALYSIS
46.- Thomas BRIDEWELL TB1 - Honda Racing UK

Lap	Time	IP1	IP2	IP3	VMax	FL
47	15:16:13	25.411 25.411	14.974 40.385	30.355 1:10.740	264,1	31.293 1:42.033
48	15:17:55	25.311 25.311	14.979 40.290	30.319 1:10.609	262,1	31.298 1:41.907
49	15:34:05	26.324 26.324	15.763 42.087	31.538 1:13.625	252,3	14:56.677 PIT EXIT
50	15:35:59	33.430 33.430	16.516 49.946	31.912 1:21.858	194,2	31.703 1:53.561
51	15:37:41	25.429 25.429	15.019 40.448	30.359 1:10.807	260,2	31.361 1:42.168
52	15:39:23	25.432 25.432	15.040 40.472	30.465 1:10.937	262,8	31.366 1:42.303
53	15:41:06	25.550 25.550	15.085 40.635	30.589 1:11.224	262,1	31.527 1:42.751
54	16:08:17	26.803 26.803	15.750 42.553	32.346 1:14.899	246	25:55.804 PIT EXIT
55	16:10:04	29.158 29.158	15.374 44.532	31.129 1:15.661	260,9	31.974 1:47.635
56	16:11:48	25.666 25.666	15.058 40.724	30.878 1:11.602	262,8	31.785 1:43.387
57	16:13:31	25.577 25.577	15.152 40.729	30.730 1:11.459	260,9	31.695 1:43.154
58	16:15:14	25.538 25.538	15.145 40.683	30.605 1:11.288	260,9	31.640 1:42.928
59	16:45:50	26.668 26.668	15.963 42.631	31.362 1:13.993	255,9	29:22.203 PIT EXIT
60	16:47:40	30.840 30.840	15.430 46.270	31.362 1:17.632	255,9	32.076 1:49.708
61	16:49:23	25.699 25.699	15.078 40.777	30.673 1:11.450	259,6	31.658 1:43.108
62	16:51:05	25.579 25.579	15.112 40.691	30.516 1:11.207	262,1	31.543 1:42.750
63	17:00:12	26.205 26.205	15.583 41.788	31.412 1:13.200	254,1	7:53.165 PIT EXIT
64	17:02:03	30.297 30.297	15.250 45.547	33.686 1:19.233	257,8	32.125 1:51.358
65	17:03:46	25.370 25.370	15.413 40.783	30.398 1:11.181	259,6	31.376 1:42.557
66	17:05:28	25.448 25.448	15.001 40.449	30.227 1:10.676	260,2	31.328 1:42.004
67	17:07:10	25.387 25.387	15.023 40.410	30.321 1:10.731	260,9	31.337 1:42.068
68	17:08:52	25.387 25.387	15.053 40.440	30.398 1:10.838	260,2	31.593 1:42.431
69	17:10:34	25.539 25.539	15.043 40.582	30.363 1:10.945	259	31.296 1:42.241



46

CIRCUITO DE JEREZ - TEST POST RACE WSBK
Tuesday, October 22nd 2024
ANALYSIS
46.- Thomas BRIDEWELL TB1 - Honda Racing UK

Lap	Time	IP1	IP2	IP3	VMax	FL
70		26.932 26.932	16.014 42.946	31.447 1:14.393	251,7	-----

Mejor Sectores	FL - IP1	IP1 - IP2	IP2 - IP3	IP3 - FL
	25.162	14.898	30.174	31.201



Jerez - 4423 m



49

CIRCUITO DE JEREZ - TEST POST RACE WSBK
Tuesday, October 22nd 2024
ANALYSIS
49.- Tetsuta NAGASHIMA TN1 - HRC TEST TEAM

Lap	Time	IP1	IP2	IP3	VMax	FL
1	9:32:54	30.762 30.762	15.729 46.491	32.035 1:18.526	259,6	31.992 1:50.518
2	9:34:36	25.472 25.472	14.848 40.320	30.542 1:10.862	264,7	31.183 1:42.045
3	9:36:18	25.217 25.217	14.923 40.140	30.409 1:10.549	264,7	31.146 1:41.695
4	9:37:60	25.467 25.467	14.846 40.313	30.264 1:10.577	265,4	31.112 1:41.689
5	9:39:41	25.220 25.220	14.830 40.050	30.200 1:10.250	266	31.025 1:41.275
6	10:06:54	26.845 26.845	15.572 42.417	31.383 1:13.800	261,5	25:59.452 PIT EXIT
7	10:08:42	31.254 31.254	15.193 46.447	30.690 1:17.137	267,3	31.152 1:48.289
8	10:10:25	25.426 25.426	14.794 40.220	31.420 1:11.640	268,7	31.348 1:42.988
9	10:12:07	25.422 25.422	14.786 40.208	30.295 1:10.503	269,3	31.100 1:41.603
10	10:13:48	25.185 25.185	14.806 39.991	30.401 1:10.392	268,7	30.931 1:41.323
11	10:15:30	25.211 25.211	14.817 40.028	30.200 1:10.228	268,7	31.074 1:41.302
12	10:26:46	26.980 26.980	15.614 42.594	31.899 1:14.493	268	10:02.069 PIT EXIT
13	10:28:36	31.968 31.968	15.428 47.396	31.009 1:18.405	264,1	31.583 1:49.988
14	10:30:18	25.295 25.295	14.931 40.226	30.511 1:10.737	265,4	31.173 1:41.910
15	10:31:60	25.254 25.254	14.830 40.084	30.336 1:10.420	267,3	31.116 1:41.536
16	10:33:41	25.288 25.288	14.883 40.171	30.376 1:10.547	266,7	31.175 1:41.722
17	10:35:23	25.410 25.410	14.859 40.269	30.423 1:10.692	267,3	31.082 1:41.774
18	11:18:53	26.767 26.767	15.858 42.625	32.034 1:14.659	262,8	42:14.862 PIT EXIT
19	11:20:42	30.482 30.482	15.512 45.994	31.413 1:17.407	265,4	31.811 1:49.218
20	11:22:24	25.399 25.399	14.932 40.331	30.447 1:10.778	268	31.219 1:41.997
21	11:24:05	25.190 25.190	14.838 40.028	30.329 1:10.357	266	31.058 1:41.415
22	11:25:46	25.264 25.264	14.784 40.048	30.253 1:10.301	268	30.978 1:41.279
23	11:27:29	25.090 25.090	15.006 40.096	30.755 1:10.851	268	31.584 1:42.435



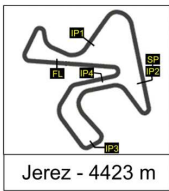
Jerez - 4423 m



49

CIRCUITO DE JEREZ - TEST POST RACE WSBK
Tuesday, October 22nd 2024
ANALYSIS
49.- Tetsuta NAGASHIMA TN1 - HRC TEST TEAM

Lap	Time	IP1	IP2	IP3	VMax	FL
24	11:29:11	25.266 25.266	14.905 40.171	30.452 1:10.623	266	31.135 1:41.758
25	11:30:52	25.308 25.308	14.946 40.254	30.483 1:10.737	264,7	30.924 1:41.661
26	11:32:34	25.297 25.297	14.903 40.200	30.369 1:10.569	268,7	31.254 1:41.823
27	11:34:16	25.351 25.351	14.844 40.195	30.321 1:10.516	268	31.272 1:41.788
28	11:35:58	25.347 25.347	14.876 40.223	30.267 1:10.490	265,4	31.342 1:41.832
29	11:37:39	25.206 25.206	14.852 40.058	30.184 1:10.242	268,7	30.941 1:41.183
30	12:29:54	27.536 27.536	15.704 43.240	32.755 1:15.995	261,5	50:58.643 PIT EXIT
31	12:31:43	30.762 30.762	15.473 46.235	31.616 1:17.851	262,1	31.761 1:49.612
32	12:33:26	25.491 25.491	14.900 40.391	30.550 1:10.941	266	31.405 1:42.346
33	12:35:07	25.314 25.314	14.864 40.178	30.437 1:10.615	266	31.314 1:41.929
34	12:36:50	25.449 25.449	14.974 40.423	30.479 1:10.902	264,7	31.320 1:42.222
35	12:38:32	25.509 25.509	14.924 40.433	30.372 1:10.805	267,3	31.230 1:42.035
36	12:40:14	25.428 25.428	14.963 40.391	30.471 1:10.862	266	31.116 1:41.978
37	12:41:56	25.366 25.366	14.911 40.277	30.369 1:10.646	266,7	31.180 1:41.826
38	12:43:37	25.365 25.365	14.915 40.280	30.321 1:10.601	267,3	31.156 1:41.757
39	12:45:19	25.277 25.277	14.912 40.189	30.242 1:10.431	267,3	31.075 1:41.506
40	12:47:01	25.363 25.363	14.923 40.286	30.546 1:10.832	268	31.273 1:42.105
41	12:48:42	25.286 25.286	14.871 40.157	30.331 1:10.488	267,3	30.957 1:41.445
42	13:11:30	27.775 27.775	16.177 43.952	33.661 1:17.613	255,3	21:30.246 PIT EXIT
43	13:13:21	30.905 30.905	16.522 47.427	31.762 1:19.189	246,6	31.976 1:51.165
44	13:15:04	25.562 25.562	15.058 40.620	30.737 1:11.357	264,1	31.558 1:42.915
45	13:16:47	25.449 25.449	15.025 40.474	30.589 1:11.063	263,4	31.801 1:42.864
46	13:18:31	26.043 26.043	15.117 41.160	30.796 1:11.956	265,4	31.676 1:43.632



49

CIRCUITO DE JEREZ - TEST POST RACE WSBK
Tuesday, October 22nd 2024
ANALYSIS
49.- Tetsuta NAGASHIMA TN1 - HRC TEST TEAM

Lap	Time	IP1	IP2	IP3	VMax	FL
47		25.530 25.530	15.228 40.758	30.753 1:11.511	262,8	-----

Mejor Sectores	FL - IP1	IP1 - IP2	IP2 - IP3	IP3 - FL
	25.090	14.784	30.184	30.924



Jerez - 4423 m



50

CIRCUITO DE JEREZ - TEST POST RACE WSBK


Tuesday, October 22nd 2024

ANALYSIS

50.- Sylvain GUINTOLI SG1 - Rokit BMW Motorrad WSBK Team

Lap	Time	IP1	IP2	IP3	VMax	FL
1	10:06:17	33.886 33.886	16.304 50.190	34.056 1:24.246	264,7	6:42.455 PIT EXIT
2	10:08:15	31.349 31.349	15.694 47.043	32.652 1:19.695	264,7	37.952 1:57.647
3	10:10:04	27.267 27.267	16.446 43.713	33.193 1:16.906	226,9	32.419 1:49.325
4	10:11:49	26.319 26.319	15.063 41.382	30.894 1:12.276	268,7	32.190 1:44.466
5	10:13:32	25.877 25.877	<u>14.958</u> 40.835	30.733 1:11.568	269,3	31.649 1:43.217
6	10:15:15	25.694 25.694	14.996 40.690	30.642 1:11.332	267,3	32.039 1:43.371
7	10:16:58	25.535 25.535	15.008 40.543	<u>30.491</u> 1:11.034	268	31.590 1:42.624
8	10:18:40	<u>25.479</u> <u>25.479</u>	14.974 <u>40.453</u>	30.526 <u>1:10.979</u>	267,3	<u>31.479</u> 1:42.458
9		28.717 28.717	15.590 44.307	31.419 1:15.726	265,4	-----

Mejor Sectores	FL - IP1	IP1 - IP2	IP2 - IP3	IP3 - FL
	25.479	14.958	30.491	31.479



CIRCUITO DE JEREZ - TEST POST RACE WSBK

Tuesday, October 22nd 2024

ANALYSIS

51.- Sylvain GUINTOLI SG2 - Rokit BMW Motorrad WSBK Team

Lap	Time	IP1	IP2	IP3	VMax	FL
1	10:45:43	31.869 31.869	16.154 48.023	31.735 1:19.758	259,6	16:35.421 PIT EXIT
2	10:47:35	32.293 32.293	15.740 48.033	31.228 1:19.261	259	32.535 1:51.796
3	10:49:19	26.009 26.009	15.095 41.104	30.913 1:12.017	266	32.611 1:44.628
4	10:51:02	25.504 25.504	14.975 40.479	30.387 1:10.866	266,7	31.326 1:42.192
5	11:22:18	26.274 26.274	15.934 42.208	32.896 1:15.104	259,6	30:01.682 PIT EXIT
6	11:24:13	33.306 33.306	16.158 49.464	31.490 1:20.954	235,8	33.667 1:54.621
7	11:25:55	25.507 25.507	<u>14.853</u> 40.360	30.506 1:10.866	270	31.453 1:42.319
8	11:27:37	25.307 25.307	14.884 <u>40.191</u>	30.343 <u>1:10.534</u>	269,3	31.272 1:41.806
9	11:29:19	25.376 25.376	14.855 40.231	30.333 1:10.564	270	<u>31.269</u> 1:41.833
10	11:31:01	25.349 25.349	14.877 40.226	30.334 1:10.560	268,7	31.374 1:41.934
11	11:32:48	26.172 26.172	15.713 41.885	33.185 1:15.070	259	31.604 1:46.674
12	11:34:31	26.574 26.574	14.976 41.550	30.552 1:12.102	270	31.328 1:43.430
13	11:36:13	25.417 25.417	14.934 40.351	30.411 1:10.762	268	31.413 1:42.175
14	11:37:59	25.728 25.728	15.040 40.768	32.708 1:13.476	266,7	32.109 1:45.585
15	11:39:41	25.474 25.474	14.939 40.413	30.421 1:10.834	266,7	31.438 1:42.272
16	11:41:23	25.440 25.440	14.974 40.414	30.464 1:10.878	266,7	31.417 1:42.295
17	11:43:06	25.416 25.416	14.973 40.389	30.404 1:10.793	268	31.404 1:42.197
18	11:44:48	25.431 25.431	15.084 40.515	30.593 1:11.108	267,3	31.549 1:42.657
19	12:28:25	27.399 27.399	15.405 42.804	32.236 1:15.040	264,1	42:21.612 PIT EXIT
20	12:51:54	32.280 32.280	15.531 47.811	31.949 1:19.760	264,1	22:09.188 PIT EXIT
21	12:56:54	32.137 32.137	15.928 48.065	32.439 1:20.504	262,8	3:40.002 PIT EXIT
22	12:58:44	31.124 31.124	15.558 46.682	31.434 1:18.116	264,1	31.857 1:49.973
23	13:00:26	25.412 25.412	14.879 40.291	30.284 1:10.575	268	31.402 1:41.977



Jerez - 4423 m



51

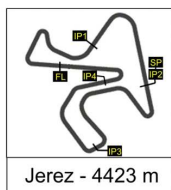
CIRCUITO DE JEREZ - TEST POST RACE WSBK

Tuesday, October 22nd 2024

ANALYSIS

51.- Sylvain GUINTOLI SG2 - Rokit BMW Motorrad WSBK Team

Lap	Time	IP1	IP2	IP3	VMax	FL
24	13:02:08	25.396 25.396	14.932 40.328	30.419 1:10.747	268	31.303 1:42.050
25	13:03:53	<u>25.252</u> <u>25.252</u>	14.979 40.231	32.034 1:12.265	266	32.458 1:44.723
26	13:05:35	25.313 25.313	14.993 40.306	30.403 1:10.709	266,7	31.360 1:42.069
27	13:07:17	25.286 25.286	14.927 40.213	30.357 1:10.570	267,3	31.480 1:42.050
28	13:08:59	25.427 25.427	14.900 40.327	30.382 1:10.709	267,3	31.383 1:42.092
29	13:10:41	25.377 25.377	14.958 40.335	30.477 1:10.812	266,7	31.410 1:42.222
30	13:12:24	25.492 25.492	15.020 40.512	30.498 1:11.010	266	31.375 1:42.385
31	13:14:07	25.657 25.657	15.033 40.690	30.528 1:11.218	266	31.504 1:42.722
32	13:15:49	25.485 25.485	14.936 40.421	30.506 1:10.927	267,3	31.599 1:42.526
33	13:17:32	25.527 25.527	14.992 40.519	30.515 1:11.034	268	31.464 1:42.498
34	13:19:14	25.507 25.507	15.001 40.508	30.561 1:11.069	266,7	31.499 1:42.568
35	13:20:58	26.029 26.029	15.033 41.062	30.904 1:11.966	266,7	31.545 1:43.511
36	13:22:40	25.509 25.509	15.041 40.550	30.526 1:11.076	267,3	31.585 1:42.661
37	13:24:23	25.560 25.560	15.006 40.566	30.459 1:11.025	266,7	32.039 1:43.064
38	13:26:08	26.400 26.400	15.149 41.549	30.748 1:12.297	269,3	31.922 1:44.219
39	14:37:57	25.679 25.679	15.277 40.956	31.448 1:12.404	266	1:10:36.887 PIT EXIT
40	14:46:22	31.322 31.322	15.798 47.120	32.210 1:19.330	263,4	7:06.184 PIT EXIT
41	14:48:14	32.476 32.476	15.718 48.194	31.589 1:19.783	268,7	31.793 1:51.576
42	14:49:56	25.423 25.423	15.007 40.430	<u>30.283</u> 1:10.713	266,7	31.354 1:42.067
43	14:51:39	25.427 25.427	15.009 40.436	30.600 1:11.036	261,5	31.744 1:42.780
44	14:53:21	25.472 25.472	14.966 40.438	30.408 1:10.846	266	31.674 1:42.520
45	14:55:04	25.714 25.714	14.941 40.655	30.534 1:11.189	266,7	31.831 1:43.020
46	14:56:47	25.613 25.613	15.056 40.669	30.605 1:11.274	265,4	31.593 1:42.867



Jerez - 4423 m



51

CIRCUITO DE JEREZ - TEST POST RACE WSBK

Tuesday, October 22nd 2024

ANALYSIS

51.- Sylvain GUINTOLI SG2 - Rokit BMW Motorrad WSBK Team

Lap	Time	IP1	IP2	IP3	VMax	FL
47	14:58:30	25.523 25.523	15.051 40.574	30.527 1:11.101	266,7	31.475 1:42.576
48	15:00:13	25.651 25.651	15.014 40.665	30.685 1:11.350	266	31.775 1:43.125
49	15:01:56	25.574 25.574	15.030 40.604	30.591 1:11.195	266	31.612 1:42.807
50	15:03:39	25.729 25.729	15.112 40.841	30.601 1:11.442	266	31.616 1:43.058
51	15:05:22	25.602 25.602	15.010 40.612	30.633 1:11.245	265,4	31.451 1:42.696
52	15:07:04	25.557 25.557	15.059 40.616	30.386 1:11.002	265,4	31.532 1:42.534
53	15:08:47	25.604 25.604	15.013 40.617	30.477 1:11.094	264,7	31.524 1:42.618
54	15:10:29	25.680 25.680	15.025 40.705	30.565 1:11.270	266,7	31.482 1:42.752
55	15:12:12	25.692 25.692	15.087 40.779	30.553 1:11.332	266,7	31.489 1:42.821
56	15:13:55	25.720 25.720	15.083 40.803	30.513 1:11.316	266,7	31.511 1:42.827
57		28.572 28.572	17.373 45.945	33.628 1:19.573	253,5	-----

Mejor Sectores	FL - IP1	IP1 - IP2	IP2 - IP3	IP3 - FL
	25.252	14.853	30.283	31.269



Jerez - 4423 m



69

CIRCUITO DE JEREZ - TEST POST RACE WSBK

Tuesday, October 22nd 2024

ANALYSIS

69.- Thomas BOOTH-AMOS - PTR Triumph

Lap	Time	IP1	IP2	IP3	VMax	FL
1	9:47:40	29.433 29.433	16.047 45.480	31.610 1:17.090	232,3	32.777 1:49.867
2	9:49:24	25.939 25.939	15.575 41.514	30.831 1:12.345	234,8	31.999 1:44.344
3	9:51:08	25.758 25.758	15.572 41.330	30.808 1:12.138	234,8	31.843 1:43.981
4	9:52:52	25.809 25.809	15.514 41.323	30.655 1:11.978	234,8	31.824 1:43.802
5	9:54:36	25.666 25.666	15.496 41.162	30.589 1:11.751	234,8	31.812 1:43.563
6	9:56:19	25.541 25.541	15.549 41.090	30.577 1:11.667	234,3	31.697 1:43.364
7	9:58:02	25.472 25.472	15.486 40.958	30.491 1:11.449	234,3	31.694 1:43.143
8	9:59:45	25.430 25.430	15.543 40.973	30.626 1:11.599	234,8	31.637 1:43.236
9	10:39:30	29.780 29.780	16.137 45.917	32.422 1:18.339	231,3	38:26.570 PIT EXIT
10	10:41:19	29.129 29.129	16.060 45.189	31.177 1:16.366	233,8	32.313 1:48.679
11	10:43:03	25.820 25.820	15.630 41.450	30.727 1:12.177	233,8	31.962 1:44.139
12	10:44:47	25.602 25.602	15.596 41.198	30.527 1:11.725	235,3	31.835 1:43.560
13	10:46:30	25.524 25.524	15.568 41.092	30.468 1:11.560	236,8	31.743 1:43.303
14	10:48:13	25.462 25.462	15.498 40.960	30.481 1:11.441	237,4	31.651 1:43.092
15	10:49:56	25.410 25.410	15.542 40.952	30.338 1:11.290	236,3	31.599 1:42.889
16	11:23:53	25.378 25.378	15.532 40.910	30.389 1:11.299	235,8	32:45.475 PIT EXIT
17	11:25:45	30.350 30.350	17.752 48.102	31.849 1:19.951	195,6	32.226 1:52.177
18	11:27:30	25.807 25.807	15.711 41.518	30.807 1:12.325	234,3	32.522 1:44.847
19	11:29:32	25.752 25.752	15.600 41.352	38.671 1:20.023	236,8	42.419 2:02.442
20	11:31:18	25.888 25.888	15.601 41.489	31.855 1:13.344	235,8	32.139 1:45.483
21	11:33:02	25.920 25.920	15.646 41.566	30.829 1:12.395	235,3	31.938 1:44.333
22	11:34:46	25.763 25.763	15.689 41.452	30.791 1:12.243	234,3	31.870 1:44.113
23	11:36:30	25.708 25.708	15.697 41.405	30.826 1:12.231	233,8	31.888 1:44.119



Jerez - 4423 m



69

CIRCUITO DE JEREZ - TEST POST RACE WSBK

Tuesday, October 22nd 2024

ANALYSIS

69.- Thomas BOOTH-AMOS - PTR Triumph

Lap	Time	IP1	IP2	IP3	VMax	FL
24	11:38:14	25.732 25.732	15.674 41.406	30.834 1:12.240	234,8	31.889 1:44.129
25	12:02:16	29.468 29.468	20.405 49.873	33.348 1:23.221	229,8	22:38.224 PIT EXIT
26	12:04:05	28.990 28.990	16.388 45.378	32.027 1:17.405	229,3	31.860 1:49.265
27	12:05:49	25.610 25.610	15.598 41.208	30.572 1:11.780	233,8	31.826 1:43.606
28	12:07:39	30.333 30.333	15.885 46.218	31.633 1:17.851	233,8	32.051 1:49.902
29	12:09:22	25.609 25.609	15.566 41.175	30.696 1:11.871	234,3	31.675 1:43.546
30	12:11:06	25.527 25.527	15.572 41.099	30.606 1:11.705	234,3	31.731 1:43.436
31	12:44:51	28.841 28.841	17.013 45.854	33.686 1:19.540	230,3	32:25.617 PIT EXIT
32	12:46:39	28.597 28.597	15.887 44.484	31.453 1:15.937	233,3	32.198 1:48.135
33	12:48:23	25.827 25.827	15.762 41.589	30.949 1:12.538	231,8	31.863 1:44.401
34	12:50:07	25.695 25.695	15.668 41.363	30.769 1:12.132	234,3	31.775 1:43.907
35	12:51:51	25.735 25.735	15.654 41.389	30.711 1:12.100	233,8	31.782 1:43.882
36	12:53:35	25.629 25.629	15.675 41.304	30.731 1:12.035	233,8	31.774 1:43.809
37	12:55:19	25.645 25.645	15.692 41.337	30.803 1:12.140	235,3	31.945 1:44.085
38	16:03:47	31.317 31.317	22.770 54.087	35.448 1:29.535	221,8	3:06:58.700 PIT EXIT
39	16:05:40	31.781 31.781	16.473 48.254	32.489 1:20.743	230,3	32.334 1:53.077
40	16:07:24	25.784 25.784	15.584 41.368	30.702 1:12.070	232,8	31.898 1:43.968
41	16:09:08	25.616 25.616	15.652 41.268	30.775 1:12.043	234,3	31.970 1:44.013
42	16:10:52	25.661 25.661	15.633 41.294	30.738 1:12.032	234,8	31.728 1:43.760
43	16:12:35	25.608 25.608	15.583 41.191	30.574 1:11.765	236,3	31.706 1:43.471
44	16:14:19	25.637 25.637	15.598 41.235	30.698 1:11.933	233,8	31.784 1:43.717
45	16:16:03	25.530 25.530	15.585 41.115	30.665 1:11.780	234,3	31.740 1:43.520
46	16:17:46	25.646 25.646	15.595 41.241	30.635 1:11.876	235,8	31.834 1:43.710



Jerez - 4423 m



69

CIRCUITO DE JEREZ - TEST POST RACE WSBK

Tuesday, October 22nd 2024

ANALYSIS

69.- Thomas BOOTH-AMOS - PTR Triumph

Lap	Time	IP1	IP2	IP3	VMax	FL
47	16:47:02	28.158 28.158	16.753 44.911	40.554 1:25.465	227,8	27:50.358 PIT EXIT
48	16:48:52	30.133 30.133	15.933 46.066	31.505 1:17.571	231,8	32.123 1:49.694
49	16:50:36	25.791 25.791	15.684 41.475	30.873 1:12.348	232,8	31.919 1:44.267
50	16:52:20	25.778 25.778	15.722 41.500	30.731 1:12.231	233,3	31.845 1:44.076
51	16:54:05	25.798 25.798	15.771 41.569	30.834 1:12.403	234,8	31.903 1:44.306
52	16:55:54	30.466 30.466	15.985 46.451	30.898 1:17.349	232,8	31.983 1:49.332
53	16:57:38	25.800 25.800	15.656 41.456	30.795 1:12.251	231,8	31.787 1:44.038
54	17:22:05	31.670 31.670	16.388 48.058	31.640 1:19.698	229,3	23:06.996 PIT EXIT
55	17:23:52	28.832 28.832	15.823 44.655	31.096 1:15.751	233,3	32.001 1:47.752
56	17:25:36	25.675 25.675	15.671 41.346	30.701 1:12.047	233,8	31.833 1:43.880
57	17:27:20	25.679 25.679	15.702 41.381	30.784 1:12.165	233,8	32.118 1:44.283
58	17:29:04	25.773 25.773	15.650 41.423	30.615 1:12.038	233,8	31.746 1:43.784
59	17:30:48	25.712 25.712	15.646 41.358	30.721 1:12.079	233,2	31.767 1:43.846
60		28.746 28.746	19.357 48.103	34.567 1:22.670	199,5	-----

Mejor Sectores	FL - IP1	IP1 - IP2	IP2 - IP3	IP3 - FL
	25.378	15.486	30.338	31.599



CIRCUITO DE JEREZ - TEST POST RACE WSBK

Tuesday, October 22nd 2024

ANALYSIS

95.- Tarran MACKENZIE - PETRONAS MIE Racing Honda

Lap	Time	IP1	IP2	IP3	VMax	FL
1	9:41:50	32.273 32.273	15.495 47.768	31.396 1:19.164	264,1	31.797 1:50.961
2	9:43:32	25.524 25.524	15.002 40.526	30.319 1:10.845	264,7	31.206 1:42.051
3	9:45:13	25.387 25.387	14.855 40.242	30.249 1:10.491	265,4	30.977 1:41.468
4	9:46:55	25.249 25.249	14.846 40.095	30.257 1:10.352	265,4	30.963 1:41.315
5	9:48:36	25.310 25.310	14.874 40.184	30.262 1:10.446	262,1	30.935 1:41.381
6	9:50:17	25.173 25.173	14.869 40.042	30.110 1:10.152	262,8	30.924 1:41.076
7	9:51:58	25.233 25.233	14.867 40.100	30.102 1:10.202	265,4	30.861 1:41.063
8	10:06:53	28.787 28.787	16.257 45.044	33.134 1:18.178	233,3	13:36.277 PIT EXIT
9	10:08:42	31.882 31.882	15.293 47.175	31.012 1:18.187	260,9	31.342 1:49.529
10	10:10:23	25.176 25.176	14.872 40.048	30.262 1:10.310	264,1	31.073 1:41.383
11	10:12:05	25.238 25.238	14.848 40.086	30.243 1:10.329	264,7	31.027 1:41.356
12	10:13:46	25.345 25.345	14.880 40.225	30.238 1:10.463	265,4	31.047 1:41.510
13	10:15:28	25.276 25.276	14.939 40.215	30.276 1:10.491	264,7	31.065 1:41.556
14	10:17:10	25.301 25.301	14.883 40.184	30.185 1:10.369	264,7	31.394 1:41.763
15	10:34:57	29.993 29.993	17.851 47.844	34.790 1:22.634	154,5	16:25.031 PIT EXIT
16	10:36:48	32.079 32.079	15.327 47.406	31.278 1:18.684	260,2	31.743 1:50.427
17	10:38:30	25.356 25.356	14.993 40.349	30.444 1:10.793	262,1	31.338 1:42.131
18	10:40:12	25.350 25.350	14.958 40.308	30.295 1:10.603	264,7	31.248 1:41.851
19	10:41:54	25.314 25.314	14.951 40.265	30.653 1:10.918	262,8	31.152 1:42.070
20	10:43:36	25.522 25.522	14.961 40.483	30.512 1:10.995	263,4	31.232 1:42.227
21	11:21:27	27.203 27.203	16.671 43.874	33.469 1:17.343	222,7	36:33.909 PIT EXIT
22	11:23:21	33.147 33.147	16.682 49.829	31.540 1:21.369	228,8	31.983 1:53.352
23	11:25:02	25.167 25.167	14.976 40.143	30.123 1:10.266	261,5	31.190 1:41.456



Jerez - 4423 m



95

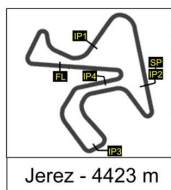
CIRCUITO DE JEREZ - TEST POST RACE WSBK

Tuesday, October 22nd 2024

ANALYSIS

95.- Tarran MACKENZIE - PETRONAS MIE Racing Honda

Lap	Time	IP1	IP2	IP3	VMax	FL
24	11:26:44	25.241	14.864	30.322	262,1	31.118
		25.241	40.105	1:10.427		1:41.545
25	11:28:25	25.289	14.834	30.284	264,1	31.067
		25.289	40.123	1:10.407		1:41.474
26	11:30:06	25.234	14.798	30.203	265,4	31.079
		25.234	40.032	1:10.235		1:41.314
27	11:31:48	25.113	14.819	30.341	263,4	31.131
		25.113	39.932	1:10.273		1:41.404
28	12:08:31	30.780	16.229	32.723	217,7	35:23.660
		30.780	47.009	1:19.732		PIT EXIT
29	12:10:36	45.212	15.787	31.999	251,7	32.328
		45.212	1:00.999	1:32.998		2:05.326
30	12:12:19	25.525	14.991	30.408	260,2	31.235
		25.525	40.516	1:10.924		1:42.159
31	12:14:01	25.344	15.015	30.259	262,1	31.315
		25.344	40.359	1:10.618		1:41.933
32	12:15:42	25.322	14.858	30.377	262,1	31.136
		25.322	40.180	1:10.557		1:41.693
33	12:17:24	25.352	14.840	30.310	264,7	31.063
		25.352	40.192	1:10.502		1:41.565
34	12:19:06	25.358	14.882	30.376	264,1	31.054
		25.358	40.240	1:10.616		1:41.670
35	12:37:52	29.039	16.876	32.779	212,6	17:28.054
		29.039	45.915	1:18.694		PIT EXIT
36	12:39:59	46.581	15.979	32.412	258,4	32.157
		46.581	1:02.560	1:34.972		2:07.129
37	12:41:42	25.963	15.039	30.438	264,1	31.361
		25.963	41.002	1:11.440		1:42.801
38	12:43:25	25.688	15.033	30.832	260,9	31.561
		25.688	40.721	1:11.553		1:43.114
39	12:45:09	25.684	14.996	30.954	263,4	31.756
		25.684	40.680	1:11.634		1:43.390
40	12:55:19	27.700	15.836	32.273	254,1	8:54.702
		27.700	43.536	1:15.809		PIT EXIT
41	12:57:13	35.432	15.360	31.205	261,5	31.687
		35.432	50.792	1:21.997		1:53.684
42	12:58:54	25.346	14.861	30.171	262,8	30.883
		25.346	40.207	1:10.378		1:41.261
43	13:00:43	30.342	15.315	31.255	261,5	31.453
		30.342	45.657	1:16.912		1:48.365
44	15:08:47	25.211	14.819	2:26.515	264,1	2:04:57.799
		25.211	40.030	3:06.545		PIT EXIT
45	15:10:43	36.677	15.418	32.071	261,5	31.721
		36.677	52.095	1:24.166		1:55.887
46	15:12:25	25.575	15.123	30.698	258,4	31.272
		25.575	40.698	1:11.396		1:42.668



Jerez - 4423 m



95

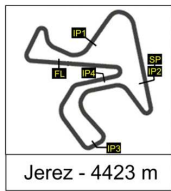
CIRCUITO DE JEREZ - TEST POST RACE WSBK

Tuesday, October 22nd 2024

ANALYSIS

95.- Tarran MACKENZIE - PETRONAS MIE Racing Honda

Lap	Time	IP1	IP2	IP3	VMax	FL
47	15:14:08	25.517 25.517	14.976 40.493	30.541 1:11.034	260,9	31.082 1:42.116
48	15:15:49	25.400 25.400	14.846 40.246	30.340 1:10.586	263,4	31.255 1:41.841
49	15:17:31	25.398 25.398	14.896 40.294	30.182 1:10.476	264,1	31.235 1:41.711
50	15:19:12	25.378 25.378	14.860 40.238	30.202 1:10.440	263,4	30.922 1:41.362
51	15:38:11	30.589 30.589	16.826 47.415	32.391 1:19.806	222,2	17:38.785 PIT EXIT
52	16:27:01	39.538 39.538	15.557 55.095	32.215 1:27.310	259	47:22.733 PIT EXIT
53	16:28:55	32.972 32.972	15.541 48.513	32.232 1:20.745	256,5	33.477 1:54.222
54	16:30:38	25.620 25.620	15.061 40.681	30.471 1:11.152	257,8	31.442 1:42.594
55	16:32:20	25.630 25.630	15.058 40.688	30.411 1:11.099	260,2	31.024 1:42.123
56	16:34:02	25.416 25.416	15.096 40.512	30.186 1:10.698	259	31.143 1:41.841
57	16:35:44	25.407 25.407	15.076 40.483	30.386 1:10.869	258,4	31.180 1:42.049
58	16:47:27	28.290 28.290	16.606 44.896	32.842 1:17.738	222,7	10:25.711 PIT EXIT
59	16:49:24	39.016 39.016	15.096 54.112	30.852 1:24.964	260,2	31.295 1:56.259
60	16:56:08	26.445 26.445	14.904 41.349	30.593 1:11.942	262,8	5:32.555 PIT EXIT
61	16:57:58	31.823 31.823	15.497 47.320	30.905 1:18.225	259	31.576 1:49.801
62	16:59:40	25.598 25.598	14.962 40.560	30.407 1:10.967	259,6	31.230 1:42.197
63	17:01:22	25.395 25.395	14.948 40.343	30.449 1:10.792	260,2	31.186 1:41.978
64	17:16:50	27.704 27.704	16.647 44.351	32.714 1:17.065	226,4	14:10.503 PIT EXIT
65	17:18:52	44.189 44.189	15.344 59.533	30.949 1:30.482	259,6	31.655 2:02.137
66	17:20:34	25.413 25.413	14.945 40.358	30.485 1:10.843	262,1	31.184 1:42.027
67	17:22:16	25.538 25.538	15.000 40.538	30.420 1:10.958	262,1	31.159 1:42.117
68	17:23:58	25.515 25.515	14.904 40.419	30.419 1:10.838	262,8	31.089 1:41.927
69	17:25:45	25.407 25.407	15.086 40.493	31.337 1:11.830	260,9	35.127 1:46.957



95

CIRCUITO DE JEREZ - TEST POST RACE WSBK

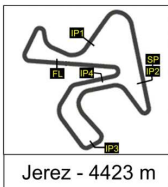
Tuesday, October 22nd 2024

ANALYSIS

95.- Tarran MACKENZIE - PETRONAS MIE Racing Honda

Lap	Time	IP1	IP2	IP3	VMax	FL
70	17:28:10	25.501	16.467	34.292	234,8	1:08.863
		25.501	41.968	1:16.260		PIT EXIT
71		33.718	17.419	35.569	217,7	-----
		33.718	51.137	1:26.706		

Mejor Sectores	FL - IP1	IP1 - IP2	IP2 - IP3	IP3 - FL
	25.113	14.798	30.102	30.861



Jerez - 4423 m



97

CIRCUITO DE JEREZ - TEST POST RACE WSBK
Tuesday, October 22nd 2024
ANALYSIS
97.- Xavi VIERGE XV1 - TEAM HRC WSBK

Lap	Time	IP1	IP2	IP3	VMax	FL
1	16:33:02	32.293 32.293	15.519 47.812	31.518 1:19.330	262,8	31.498 1:50.828
2	16:34:45	25.783 25.783	14.982 40.765	30.665 1:11.430	265,4	31.150 1:42.580
3	16:36:31	29.213 29.213	15.114 44.327	30.799 1:15.126	264,1	31.114 1:46.240
4	16:38:12	25.153 25.153	14.909 40.062	30.278 1:10.340	267,3	31.003 1:41.343
5	16:39:54	25.187 25.187	14.955 40.142	30.260 1:10.402	268	30.973 1:41.375
6	16:50:47	30.016 30.016	16.303 46.319	33.160 1:19.479	247,7	9:34.050 PIT EXIT
7	16:52:37	32.576 32.576	15.360 47.936	30.890 1:18.826	261,5	31.040 1:49.866
8	16:54:18	25.158 25.158	14.834 39.992	30.089 1:10.081	266	30.864 1:40.945
9	16:55:59	25.103 25.103	14.842 39.945	30.197 1:10.142	266,7	31.058 1:41.200
10	16:57:41	25.323 25.323	14.883 40.206	30.412 1:10.618	266	31.002 1:41.620
11	16:59:22	25.168 25.168	14.883 40.051	30.228 1:10.279	266,7	30.990 1:41.269
12	17:01:03	25.175 25.175	14.837 40.012	30.181 1:10.193	266,7	30.908 1:41.101
13	17:02:44	25.107 25.107	14.829 39.936	30.159 1:10.095	267,3	30.857 1:40.952
14		28.648 28.648	16.980 45.628	33.758 1:19.386	219,5	-----

Mejor Sectores	FL - IP1	IP1 - IP2	IP2 - IP3	IP3 - FL
	25.103	14.829	30.089	30.857



Jerez - 4423 m



121

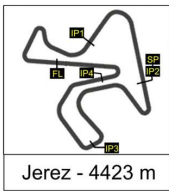
CIRCUITO DE JEREZ - TEST POST RACE WSBK

Tuesday, October 22nd 2024

ANALYSIS

121.- Marcus REITERBERGER MC1 - Rokit BMW Motorrad WSBK Team

Lap	Time	IP1	IP2	IP3	VMax	FL
1	13:05:00	33.126 33.126	18.232 51.358	33.719 1:25.077	249,4	1:08:35.409 PIT EXIT
2	13:06:56	32.693 32.693	16.565 49.258	33.922 1:23.180	232,3	32.934 1:56.114
3	13:08:38	25.600 25.600	14.867 40.467	30.240 1:10.707	264,7	31.314 1:42.021
4	13:10:19	25.298 25.298	14.867 40.165	30.133 1:10.298	264,1	31.032 1:41.330
5	13:11:60	<u>25.166</u> <u>25.166</u>	14.906 <u>40.072</u>	30.034 <u>1:10.106</u>	264,7	<u>30.982</u> 1:41.088
6	13:13:49	27.572 27.572	15.789 43.361	33.384 1:16.745	251,7	31.962 1:48.707
7	13:15:30	25.286 25.286	<u>14.860</u> 40.146	<u>30.016</u> 1:10.162	266,7	31.033 1:41.195
8	14:18:49	27.577 27.577	15.747 43.324	32.695 1:16.019	258,4	1:02:02.492 PIT EXIT
9	14:20:41	31.969 31.969	15.810 47.779	32.850 1:20.629	256,5	32.097 1:52.726
10	14:22:23	25.292 25.292	14.989 40.281	30.226 1:10.507	261,5	31.344 1:41.851
11	14:24:05	25.331 25.331	14.956 40.287	30.169 1:10.456	264,1	31.210 1:41.666
12	14:25:47	25.242 25.242	14.916 40.158	30.290 1:10.448	265,4	31.138 1:41.586
13	14:27:29	25.316 25.316	15.024 40.340	30.483 1:10.823	262,1	31.873 1:42.696
14	15:02:09	28.065 28.065	15.834 43.899	33.130 1:17.029	252,3	33:23.020 PIT EXIT
15	15:04:02	32.590 32.590	16.050 48.640	32.496 1:21.136	253,5	31.795 1:52.931
16	15:05:44	25.335 25.335	14.885 40.220	30.146 1:10.366	264,1	31.167 1:41.533
17	15:07:25	25.265 25.265	14.933 40.198	30.103 1:10.301	264,1	31.291 1:41.592
18	15:09:09	25.820 25.820	15.447 41.267	31.004 1:12.271	260,2	31.678 1:43.949
19	15:10:51	25.412 25.412	14.967 40.379	30.182 1:10.561	264,7	31.211 1:41.772
20	15:12:33	25.395 25.395	14.978 40.373	30.274 1:10.647	264,7	31.449 1:42.096
21	15:28:32	29.659 29.659	15.773 45.432	33.217 1:18.649	255,9	14:40.277 PIT EXIT
22	15:30:24	30.514 30.514	16.051 46.565	32.858 1:19.423	251,7	32.415 1:51.838
23	15:32:06	25.406 25.406	14.974 40.380	30.315 1:10.695	260,9	31.198 1:41.893



CIRCUITO DE JEREZ - TEST POST RACE WSBK
Tuesday, October 22nd 2024
ANALYSIS

121.- Marcus REITERBERGER MC1 - Rokit BMW Motorrad WSBK Team

Lap	Time	IP1	IP2	IP3	VMax	FL
24	15:42:58	26.870 26.870	15.523 42.393	32.655 1:15.048	254,1	9:36.720 PIT EXIT
25	15:44:50	33.217 33.217	15.503 48.720	32.068 1:20.788	257,8	31.991 1:52.779
26	15:46:32	25.412 25.412	14.946 40.358	30.175 1:10.533	265,4	31.076 1:41.609
27		27.472 27.472	15.699 43.171	31.895 1:15.066	257,1	-----

Mejor Sectores	FL - IP1	IP1 - IP2	IP2 - IP3	IP3 - FL
	25.166	14.860	30.016	30.982



Jerez - 4423 m



122

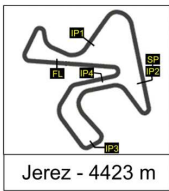
CIRCUITO DE JEREZ - TEST POST RACE WSBK

Tuesday, October 22nd 2024

ANALYSIS

122.- Marcus REITERBERGER MC2 - Rokit BMW Motorrad WSBK Team

Lap	Time	IP1	IP2	IP3	VMax	FL
1	10:11:40	32.420 32.420	15.854 48.274	32.822 1:21.096	255,3	9:22.115 PIT EXIT
2	10:13:35	30.146 30.146	15.562 45.708	32.085 1:17.793	262,1	37.624 1:55.417
3	10:15:18	25.633 25.633	14.862 40.495	30.487 1:10.982	265,4	31.417 1:42.399
4	10:16:60	25.559 25.559	14.881 40.440	30.610 1:11.050	268	31.427 1:42.477
5	10:18:42	25.313 25.313	14.825 40.138	30.424 1:10.562	267,3	31.085 1:41.647
6	10:20:25	25.875 25.875	15.042 40.917	30.829 1:11.746	264,1	31.727 1:43.473
7	10:22:08	25.439 25.439	14.888 40.327	30.200 1:10.527	266	32.049 1:42.576
8	10:44:55	27.714 27.714	15.934 43.648	32.500 1:16.148	257,8	21:31.529 PIT EXIT
9	10:46:52	31.489 31.489	16.215 47.704	33.051 1:20.755	245,5	36.208 1:56.963
10	10:48:35	25.543 25.543	14.904 40.447	30.428 1:10.875	267,3	31.337 1:42.212
11	10:50:17	25.535 25.535	14.891 40.426	30.482 1:10.908	267,3	31.388 1:42.296
12	11:28:60	27.348 27.348	15.974 43.322	34.313 1:17.635	256,5	37:25.053 PIT EXIT
13	11:30:55	30.203 30.203	20.121 50.324	33.007 1:23.331	113,6	31.750 1:55.081
14	11:32:37	25.555 25.555	14.954 40.509	30.449 1:10.958	266,7	31.433 1:42.391
15	12:17:04	29.723 29.723	15.542 45.265	34.144 1:19.409	257,1	43:07.943 PIT EXIT
16	12:18:57	34.082 34.082	15.417 49.499	31.114 1:20.613	257,8	31.959 1:52.572
17	12:20:38	25.303 25.303	14.906 40.209	<u>30.022</u> 1:10.231	263,4	<u>31.067</u> 1:41.298
18	12:22:20	<u>25.213</u> <u>25.213</u>	<u>14.802</u> <u>40.015</u>	30.201 <u>1:10.216</u>	262,8	31.219 1:41.435
19	12:24:03	25.363 25.363	14.871 40.234	30.695 1:10.929	263,4	31.846 1:42.775
20	13:20:48	29.063 29.063	15.654 44.717	32.150 1:16.867	259	55:28.641 PIT EXIT
21	13:22:42	30.369 30.369	15.597 45.966	35.982 1:21.948	257,1	31.607 1:53.555
22	13:24:24	25.445 25.445	15.010 40.455	30.279 1:10.734	262,8	31.308 1:42.042
23		25.849 25.849	15.097 40.946	30.379 1:11.325	262,1	-----



122

CIRCUITO DE JEREZ - TEST POST RACE WSBK
Tuesday, October 22nd 2024
ANALYSIS

122.- Marcus REITERBERGER MC2 - Rokit BMW Motorrad WSBK Team

Lap	Time	IP1	IP2	IP3	VMax	FL
Mejor Sectores	FL - IP1	IP1 - IP2	IP2 - IP3	IP3 - FL		
	25.213	14.802	30.022	31.067		




Jerez - 4423 m



150

CIRCUITO DE JEREZ - TEST POST RACE WSBK
Tuesday, October 22nd 2024
ANALYSIS
150.- Oli BAYLISS - PTR

Lap	Time	IP1	IP2	IP3	VMax	FL
1	14:50:27	34.912 34.912	17.318 52.230	35.919 1:28.149	225,9	34.483 2:02.632
2	14:52:16	27.448 27.448	16.446 43.894	32.353 1:16.247	225,9	33.329 1:49.576
3	14:54:04	26.635 26.635	16.148 42.783	31.738 1:14.521	225,9	32.830 1:47.351
4	14:55:51	26.329 26.329	16.023 42.352	31.575 1:13.927	228,8	32.802 1:46.729
5	14:57:38	26.305 26.305	16.612 42.917	31.566 1:14.483	229,3	32.686 1:47.169
6	14:59:24	26.394 26.394	15.933 42.327	31.265 1:13.592	229,3	32.647 1:46.239
7	15:01:10	26.209 26.209	15.909 42.118	31.519 1:13.637	228,3	32.556 1:46.193
8	15:02:56	26.155 26.155	15.972 42.127	31.326 1:13.453	227,4	32.552 1:46.005
9	15:19:32	27.145 27.145	16.441 43.586	33.616 1:17.202	221,8	15:18.603 PIT EXIT
10	15:21:25	31.706 31.706	16.448 48.154	32.052 1:20.206	227,8	32.941 1:53.147
11	15:23:11	26.393 26.393	15.949 42.342	31.274 1:13.616	229,3	32.551 1:46.167
12	15:24:58	26.158 26.158	15.910 42.068	31.659 1:13.727	231,3	32.575 1:46.302
13	15:26:43	26.196 26.196	15.966 42.162	31.259 1:13.421	230,3	32.409 1:45.830
14	15:28:29	26.140 26.140	15.929 42.069	31.220 1:13.289	229,8	32.539 1:45.828
15	15:30:15	26.215 26.215	15.847 42.062	31.053 1:13.115	229,8	32.547 1:45.662
16	15:51:59	27.321 27.321	16.335 43.656	33.524 1:17.180	222,2	20:26.738 PIT EXIT
17	15:53:51	31.174 31.174	16.240 47.414	32.315 1:19.729	228,8	32.697 1:52.426
18	15:55:37	26.171 26.171	15.980 42.151	31.112 1:13.263	225,9	32.556 1:45.819
19	15:57:22	25.925 25.925	15.850 41.775	30.936 1:12.711	229,8	32.441 1:45.152
20	15:59:07	25.847 25.847	15.770 41.617	31.022 1:12.639	229,8	32.369 1:45.008
21	16:00:52	25.897 25.897	15.837 41.734	30.829 1:12.563	228,3	32.319 1:44.882
22	16:02:37	25.780 25.780	15.687 41.467	30.729 1:12.196	231,3	32.217 1:44.413
23	16:04:22	26.196 26.196	15.835 42.031	31.251 1:13.282	230,8	32.412 1:45.694



Jerez - 4423 m



150

CIRCUITO DE JEREZ - TEST POST RACE WSBK
Tuesday, October 22nd 2024
ANALYSIS
150.- Oli BAYLISS - PTR

Lap	Time	IP1	IP2	IP3	VMax	FL
24	16:06:07	<u>25.725</u> <u>25.725</u>	15.776 41.501	30.756 1:12.257	230,8	32.177 1:44.434
25	16:22:19	26.744 26.744	16.292 43.036	32.967 1:16.003	222,2	14:56.458 PIT EXIT
26	16:24:10	30.443 30.443	16.262 46.705	31.303 1:18.008	226,9	32.747 1:50.755
27	16:25:55	26.115 26.115	15.908 42.023	31.040 1:13.063	229,8	32.532 1:45.595
28	16:27:40	25.841 25.841	15.791 41.632	30.925 1:12.557	231,3	32.204 1:44.761
29	16:29:30	29.469 29.469	16.073 45.542	31.577 1:17.119	228,8	32.505 1:49.624
30	16:31:15	26.060 26.060	15.953 42.013	31.095 1:13.108	231,3	32.350 1:45.458
31	16:33:01	26.329 26.329	15.897 42.226	31.102 1:13.328	230,3	32.471 1:45.799
32	17:12:59	29.932 29.932	16.183 46.115	32.298 1:18.413	225	38:39.379 PIT EXIT
33	17:14:51	30.815 30.815	16.042 46.857	32.532 1:19.389	227,8	32.609 1:51.998
34	17:16:36	26.243 26.243	15.714 41.957	30.935 1:12.892	231,3	32.365 1:45.257
35	17:18:21	25.915 25.915	15.769 41.684	31.057 1:12.741	228,3	32.439 1:45.180
36	17:20:06	25.746 25.746	15.652 <u>41.398</u>	30.654 <u>1:12.052</u>	229,8	32.197 1:44.249
37	17:21:50	25.935 25.935	15.723 41.658	31.054 1:12.712	230,8	32.094 1:44.806
38	17:23:35	25.878 25.878	15.704 41.582	31.429 1:13.011	231,3	32.047 1:45.058
39	17:25:20	25.842 25.842	15.659 41.501	30.750 1:12.251	232,8	<u>31.992</u> 1:44.243
40	17:27:04	25.848 25.848	<u>15.606</u> 41.454	30.734 1:12.188	233,3	32.094 1:44.282
41	17:28:48	25.861 25.861	15.634 41.495	30.790 1:12.285	231,8	32.139 1:44.424
42	17:30:33	25.840 25.840	15.693 41.533	<u>30.597</u> 1:12.130	230,1	32.118 1:44.248
43		27.786 27.786	17.230 45.016	34.056 1:19.072	194,8	-----

Mejor Sectores	FL - IP1	IP1 - IP2	IP2 - IP3	IP3 - FL
	25.725	15.606	30.597	31.992




Jerez - 4423 m



197

CIRCUITO DE JEREZ - TEST POST RACE WSBK
Tuesday, October 22nd 2024
ANALYSIS
197.- Xavi VIERGE XV2 - TEAM HRC WSBK

Lap	Time	IP1	IP2	IP3	VMax	FL
1	9:36:39	25.138 25.138	14.751 39.889	30.217 1:10.106	268,7	30.716 1:40.822
2	9:38:20	25.017 25.017	14.764 39.781	30.251 1:10.032	265,4	30.546 1:40.578
3	9:39:60	24.877 24.877	14.830 39.707	30.156 1:09.863	268	30.582 1:40.445
4	9:41:41	24.933 24.933	<u>14.696</u> 39.629	30.100 1:09.729	270	<u>30.464</u> 1:40.193
5	9:43:30	33.022 33.022	14.845 47.867	30.398 1:18.265	268	30.733 1:48.998
6	9:45:10	<u>24.783</u> <u>24.783</u>	14.709 <u>39.492</u>	<u>29.914</u> <u>1:09.406</u>	269,3	30.565 1:39.971
7	10:22:54	30.651 30.651	15.879 46.530	32.280 1:18.810	247,1	36:25.278 PIT EXIT
8	10:24:44	32.225 32.225	15.404 47.629	31.411 1:19.040	264,1	31.441 1:50.481
9	10:26:25	25.054 25.054	14.803 39.857	30.119 1:09.976	268	30.875 1:40.851
10	10:28:06	24.890 24.890	14.749 39.639	30.115 1:09.754	269,3	30.810 1:40.564
11	10:29:47	25.091 25.091	14.834 39.925	30.175 1:10.100	268,7	30.843 1:40.943
12	10:31:28	25.130 25.130	14.871 40.001	30.185 1:10.186	267,3	30.826 1:41.012
13	10:33:09	25.064 25.064	14.840 39.904	30.252 1:10.156	266,7	30.762 1:40.918
14	11:45:52	28.605 28.605	16.829 45.434	33.061 1:18.495	233,3	1:11:24.575 PIT EXIT
15	11:47:43	32.899 32.899	15.474 48.373	31.771 1:20.144	262,1	31.494 1:51.638
16	11:49:24	24.969 24.969	14.775 39.744	30.160 1:09.904	266,7	30.775 1:40.679
17	11:51:04	24.931 24.931	14.797 39.728	30.043 1:09.771	267,3	30.662 1:40.433
18	11:52:45	24.933 24.933	14.771 39.704	30.188 1:09.892	268,7	30.668 1:40.560
19	11:54:25	24.942 24.942	14.740 39.682	30.009 1:09.691	270	30.637 1:40.328
20	11:56:06	24.940 24.940	14.816 39.756	30.101 1:09.857	265,4	30.674 1:40.531
21	15:31:06	27.465 27.465	19.335 46.800	33.381 1:20.181	132,5	3:33:39.646 PIT EXIT
22	15:32:57	32.121 32.121	15.433 47.554	32.486 1:20.040	262,1	31.540 1:51.580
23	15:34:38	25.106 25.106	14.857 39.963	30.240 1:10.203	264,7	30.920 1:41.123



Jerez - 4423 m



197

CIRCUITO DE JEREZ - TEST POST RACE WSBK
Tuesday, October 22nd 2024
ANALYSIS
197.- Xavi VIERGE XV2 - TEAM HRC WSBK

Lap	Time	IP1	IP2	IP3	VMax	FL
24	15:36:19	25.005 25.005	14.837 39.842	30.232 1:10.074	266	30.893 1:40.967
25	15:37:60	25.004 25.004	14.732 39.736	30.057 1:09.793	270,7	30.779 1:40.572
26	15:39:41	25.019 25.019	14.819 39.838	30.151 1:09.989	268,7	30.773 1:40.762
27	15:41:21	25.098 25.098	14.836 39.934	30.105 1:10.039	268	30.814 1:40.853
28	15:43:02	25.035 25.035	14.851 39.886	30.057 1:09.943	268	30.759 1:40.702
29	15:44:43	25.024 25.024	14.839 39.863	29.955 1:09.818	268	30.744 1:40.562
30	15:46:23	25.101 25.101	14.816 39.917	30.091 1:10.008	268	30.770 1:40.778
31	15:48:04	25.013 25.013	14.801 39.814	29.948 1:09.762	268,7	30.715 1:40.477
32	15:49:45	25.066 25.066	14.835 39.901	30.094 1:09.995	265,4	30.750 1:40.745
33	15:51:25	25.004 25.004	14.792 39.796	30.002 1:09.798	268	30.657 1:40.455
34		28.664 28.664	17.367 46.031	34.508 1:20.539	208,1	-----

Mejor Sectores	FL - IP1	IP1 - IP2	IP2 - IP3	IP3 - FL
	24.783	14.696	29.914	30.464



Jerez - 4423 m



297

CIRCUITO DE JEREZ - TEST POST RACE WSBK
Tuesday, October 22nd 2024
ANALYSIS
297.- Xavi VIERGE XV3 - TEAM HRC WSBK

Lap	Time	IP1	IP2	IP3	VMax	FL
1	9:59:47	37.426 37.426	15.380 52.806	30.997 1:23.803	264,7	31.256 1:55.059
2	10:01:29	25.305 25.305	14.820 40.125	30.304 1:10.429	267,3	30.856 1:41.285
3	10:03:11	26.310 26.310	14.879 41.189	30.338 1:11.527	267,3	30.910 1:42.437
4	10:04:52	25.039 25.039	14.796 39.835	30.094 1:09.929	266	30.682 1:40.611
5	10:06:32	24.950 24.950	14.706 39.656	30.067 1:09.723	269,3	30.676 1:40.399
6	10:08:13	24.948 24.948	14.722 39.670	30.092 1:09.762	269,3	30.830 1:40.592
7	10:49:52	26.281 26.281	15.895 42.176	32.122 1:14.298	246,6	40:25.126 PIT EXIT
8	11:20:33	30.880 30.880	14.934 45.814	30.402 1:16.216	267,3	29:24.338 PIT EXIT
9	11:22:28	31.264 31.264	19.586 50.850	33.520 1:24.370	145,4	31.150 1:55.520
10	11:24:08	24.990 24.990	14.731 39.721	29.985 1:09.706	268,7	30.565 1:40.271
11	11:25:48	<u>24.822</u> <u>24.822</u>	<u>14.684</u> <u>39.506</u>	29.945 <u>1:09.451</u>	269,3	<u>30.559</u> <u>1:40.010</u>
12	11:27:30	24.905 24.905	14.685 39.590	30.330 1:09.920	271,4	31.266 1:41.186
13	11:29:11	25.021 25.021	14.715 39.736	30.314 1:10.050	268,7	31.052 1:41.102
14	11:30:52	25.317 25.317	14.901 40.218	30.172 1:10.390	268	30.704 1:41.094
15	11:32:32	24.854 24.854	14.702 39.556	<u>29.904</u> 1:09.460	267,3	30.617 1:40.077
16	12:10:47	25.615 25.615	14.932 40.547	30.490 1:11.037	266	37:03.979 PIT EXIT
17	12:12:38	32.710 32.710	15.436 48.146	31.639 1:19.785	262,8	31.598 1:51.383
18	12:14:20	25.198 25.198	14.850 40.048	30.278 1:10.326	266	30.982 1:41.308
19	12:16:00	25.044 25.044	14.817 39.861	30.110 1:09.971	266	30.866 1:40.837
20	12:17:42	25.142 25.142	14.863 40.005	30.212 1:10.217	264,1	30.873 1:41.090
21	12:19:22	25.085 25.085	14.831 39.916	30.133 1:10.049	266,7	30.891 1:40.940
22	12:21:03	25.008 25.008	14.809 39.817	30.163 1:09.980	266,7	30.871 1:40.851
23	14:31:30	28.486 28.486	17.690 46.176	34.699 1:20.875	205,3	2:09:05.564 PIT EXIT



Jerez - 4423 m



297

CIRCUITO DE JEREZ - TEST POST RACE WSBK
Tuesday, October 22nd 2024
ANALYSIS
297.- Xavi VIERGE XV3 - TEAM HRC WSBK

Lap	Time	IP1	IP2	IP3	VMax	FL
24	14:33:19	30.982	15.411	31.777	264,7	31.142
		30.982	46.393	1:18.170		1:49.312
25	14:35:00	25.164	14.872	30.223	267,3	30.851
		25.164	40.036	1:10.259		1:41.110
26	14:36:41	25.015	14.797	30.162	267,3	30.858
		25.015	39.812	1:09.974		1:40.832
27	14:38:22	25.017	14.806	30.069	268	30.847
		25.017	39.823	1:09.892		1:40.739
28	14:40:03	24.998	14.793	30.177	268,7	30.849
		24.998	39.791	1:09.968		1:40.817
29	14:41:43	25.118	14.785	30.159	267,3	30.818
		25.118	39.903	1:10.062		1:40.880
30	14:43:24	25.061	14.741	30.070	268	30.695
		25.061	39.802	1:09.872		1:40.567
31	14:45:05	25.071	14.812	30.218	268	30.980
		25.071	39.883	1:10.101		1:41.081
32	14:46:46	25.036	14.853	30.109	268	30.890
		25.036	39.889	1:09.998		1:40.888
33	14:48:27	25.164	14.745	30.104	269,3	30.838
		25.164	39.909	1:10.013		1:40.851
34	14:50:07	25.066	14.823	30.006	267,3	30.671
		25.066	39.889	1:09.895		1:40.566
35		28.525	16.842	33.357	221,3	
		28.525	45.367	1:18.724		-----

Mejor Sectores	FL - IP1	IP1 - IP2	IP2 - IP3	IP3 - FL
	24.822	14.684	29.904	30.559