


5543 m.

PETRONAS GRAND PRIX OF MALAYSIA

Practice Nr. 1

Classification

6

	Rider	Nation	Team	Motorcycle	Time	Lap	Total	Gap	Top Speed
1	18 Manuel GONZALEZ	SPA	Gresini Moto2	KALEX	2'05.576	11	14		269.3
2	12 Filip SALAC	CZE	Elf Marc VDS Racing Team	KALEX	2'05.909	12	15	0.333 0.333	274.8
3	53 Deniz ÖNCÜ	TUR	Red Bull KTM Ajo	KALEX	2'05.944	12	15	0.368 0.035	273.4
4	96 Jake DIXON	GBR	CFMOTO RCB Aspar Team	KALEX	2'06.040	2	7	0.464 0.096	271.3
5	79 Ai OGURA	JPN	MT Helmets - MSI	BOSCOSCURO	2'06.096	9	12	0.520 0.056	270.0
6	14 Tony ARBOLINO	ITA	Elf Marc VDS Racing Team	KALEX	2'06.135	12	15	0.559 0.039	271.3
7	75 Albert ARENAS	SPA	Gresini Moto2	KALEX	2'06.149	11	14	0.573 0.014	270.6
8	10 Diogo MOREIRA	BRA	Italtrans Racing Team	KALEX	2'06.161	13	15	0.585 0.012	270.6
9	13 Celestino VIETTI	ITA	Red Bull KTM Ajo	KALEX	2'06.165	10	14	0.589 0.004	273.4
10	24 Marcos RAMIREZ	SPA	OnlyFans American Racing Team	KALEX	2'06.194	12	15	0.618 0.029	270.0
11	44 Aron CANET	SPA	Fantic Racing	KALEX	2'06.210	13	14	0.634 0.016	267.9
12	9 Jorge NAVARRO	SPA	OnlyFans American Racing Team	KALEX	2'06.249	3	15	0.673 0.039	273.4
13	84 Zonta VD GOORBERGH	NED	RW-Idrofoglia Racing GP	KALEX	2'06.423	14	14	0.847 0.174	272.0
14	21 Alonso LOPEZ	SPA	Sync SpeedUp	BOSCOSCURO	2'06.593	15	15	1.017 0.170	267.9
15	7 Barry BALTUS	BEL	RW-Idrofoglia Racing GP	KALEX	2'06.694	11	15	1.118 0.101	267.9
16	34 Mario AJI	INA	IDEMITSU Honda Team Asia	KALEX	2'06.734	2	15	1.158 0.040	274.1
17	28 Izan GUEVARA	SPA	CFMOTO RCB Aspar Team	KALEX	2'06.809	11	11	1.233 0.075	272.7
18	3 Sergio GARCIA	SPA	MT Helmets - MSI	BOSCOSCURO	2'06.997	2	11	1.421 0.188	271.3
19	81 Senna AGIUS	AUS	Liqui Moly Husqvarna Intact GP	KALEX	2'07.023	10	13	1.447 0.026	273.4
20	22 Ayumu SASAKI	JPN	Yamaha VR46 Master Camp Team	KALEX	2'07.035	8	8	1.459 0.012	273.4
21	71 Dennis FOGGIA	ITA	Italtrans Racing Team	KALEX	2'07.076	2	7	1.500 0.041	272.7
22	35 Somkiat CHANTRA	THA	IDEMITSU Honda Team Asia	KALEX	2'07.093	3	13	1.517 0.017	270.6
23	52 Jeremy ALCOBA	SPA	Yamaha VR46 Master Camp Team	KALEX	2'07.159	4	15	1.583 0.066	272.7
24	5 Jaume MASIA	SPA	Preicanos Racing Team	KALEX	2'07.530	9	13	1.954 0.371	270.0
25	11 Alex ESCRIG	SPA	KLINT Forward Factory Team	FORWARD	2'07.922	9	11	2.346 0.392	270.6
26	67 Alberto SURRA	ITA	Sync SpeedUp	BOSCOSCURO	2'08.236	10	14	2.660 0.314	269.3
27	15 Darryn BINDER	RSA	Liqui Moly Husqvarna Intact GP	KALEX	2'08.248	4	13	2.672 0.012	272.0
28	20 Xavi CARDELUS	AND	Fantic Racing	KALEX	2'08.477	9	14	2.901 0.229	270.6
29	55 Helmi AZMAN	MAL	PETRONAS MIE Racing RW	KALEX	2'08.727	12	14	3.151 0.250	268.6
30	43 Xavier ARTIGAS	SPA	KLINT Forward Factory Team	FORWARD	2'09.042	3	11	3.466 0.315	269.3
31	29 Harrison VOIGHT	AUS	Preicanos Racing Team	KALEX	2'09.802	8	11	4.226 0.760	266.0
32	89 Khairul Idham PAWI	MAL	PETRONAS MIE Racing RW	KALEX	2'10.045	2	11	4.469 0.243	261.5

Practice condition: Dry

Air: 33°

Humidity: 57%

Ground: 52°

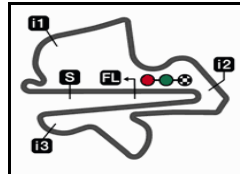
Fastest Lap:	Lap: 11	Manuel GONZALEZ	2'05.576	158.9 Km/h
Best Race Lap:	2019	Alex MARQUEZ	2'05.860	158.5 Km/h
All-Time Lap Record:	2019	Brad BINDER	2'04.769	159.9 Km/h

The results are provisional until the end of the limit for protest and appeals.

Time limit for protest expires 60' after publication of the results - Time:

These data/results cannot be reproduced, stored and/or transmitted in whole or in part by any manner of electronic, mechanical, photocopying, recording, broadcasting or otherwise now known or herein after developed without the previous express consent by the copyright owner, except for reproduction in daily press and regular printed publications on sale to the public within 60 days of the event related to those data/results and always provided that copyright symbol appears together as follows below.

© DORNA, 2024



5543 m.

PETRONAS GRAND PRIX OF MALAYSIA

Practice Nr. 1

Top Speed & Average

8



Rider	Nation	Motorcycle	Top 5 speeds					Average	Top
12 Filip SALAC	CZE	KALEX	274.8	271.3	271.3	270.6	270.6	271.5	274.8
34 Mario AJI	INA	KALEX	274.1	270.6	270.0	269.3	269.3	270.7	274.1
9 Jorge NAVARRO	SPA	KALEX	273.4	270.0	267.9	266.6	266.6	268.9	273.4
13 Celestino VIETTI	ITA	KALEX	273.4	272.0	272.0	272.0	271.3	272.0	273.4
22 Ayumu SASAKI	JPN	KALEX	273.4	273.4	273.4	272.7	271.3	272.8	273.4
53 Deniz ÖNCÜ	TUR	KALEX	273.4	273.4	273.4	272.7	272.7	273.1	273.4
81 Senna AGIUS	AUS	KALEX	273.4	270.0	269.3	268.6	267.3	269.3	273.4
28 Izan GUEVARA	SPA	KALEX	272.7	271.3	270.6	270.6	270.0	271.0	272.7
52 Jeremy ALCOBA	SPA	KALEX	272.7	272.7	272.7	272.0	268.6	271.2	272.7
71 Dennis FOGGIA	ITA	KALEX	272.7	270.6	268.6	267.9		270.0	272.7
15 Darryn BINDER	RSA	KALEX	272.0	269.3	269.3	268.6	267.9	269.2	272.0
84 Zonta VD GOORBERGH	NED	KALEX	272.0	269.3	267.9	267.9	266.6	268.7	272.0
3 Sergio GARCIA	SPA	BOSCOSCURO	271.3	270.6	267.9	267.9	267.9	269.1	271.3
14 Tony ARBOLINO	ITA	KALEX	271.3	271.3	270.6	269.3	269.3	270.1	271.3
96 Jake DIXON	GBR	KALEX	271.3	270.6	269.3	268.6	268.6	269.7	271.3
10 Diogo MOREIRA	BRA	KALEX	270.6	270.6	270.0	269.3	269.3	270.0	270.6
11 Alex ESCRIG	SPA	FORWARD	270.6	269.3	268.6	267.3	266.6	268.5	270.6
20 Xavi CARDELUS	AND	KALEX	270.6	270.0	270.0	269.3	269.3	269.8	270.6
35 Somkiat CHANTRA	THA	KALEX	270.6	266.0	265.3	265.3	264.7	266.1	270.6
75 Albert ARENAS	SPA	KALEX	270.6	270.6	270.6	270.6	270.0	270.4	270.6
5 Jaume MASIA	SPA	KALEX	270.0	269.3	267.9	266.6	266.0	267.6	270.0
24 Marcos RAMIREZ	SPA	KALEX	270.0	269.3	269.3	268.6	268.6	269.1	270.0
79 Ai OGURA	JPN	BOSCOSCURO	270.0	269.3	268.6	267.9	267.9	268.4	270.0
18 Manuel GONZALEZ	SPA	KALEX	269.3	268.6	267.3	267.3	266.6	267.6	269.3
43 Xavier ARTIGAS	SPA	FORWARD	269.3	269.3	267.3	266.0	265.3	267.4	269.3
67 Alberto SURRA	ITA	BOSCOSCURO	269.3	269.3	268.6	267.9	267.9	268.6	269.3
55 Helmi AZMAN	MAL	KALEX	268.6	267.3	266.6	266.0	264.7	266.6	268.6
7 Barry BALTUS	BEL	KALEX	267.9	266.6	266.6	266.0	264.7	266.1	267.9
21 Alonso LOPEZ	SPA	BOSCOSCURO	267.9	267.9	267.9	267.9	267.3	267.8	267.9
44 Aron CANET	SPA	KALEX	267.9	267.3	267.3	266.6	266.6	267.1	267.9
29 Harrison VOIGHT	AUS	KALEX	266.0	264.0	262.7	261.5	261.5	262.9	266.0
89 Khairul Idham PAWI	MAL	KALEX	261.5	260.8	259.6	258.9	258.9	259.8	261.5

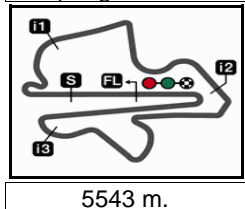
These data/results cannot be reproduced, stored and/or transmitted in whole or in part by any manner of electronic, mechanical, photocopying, recording, broadcasting or otherwise now known or herein after developed without the previous express consent by the copyright owner, except for reproduction in daily press and regular printed publications on sale to the public within 60 days of the event related to those data/results and always provided that copyright symbol appears together as follows below.

© DORNA, 2024

Official MotoGP Timing by TISSOT
www.motogp.com



Sepang, Friday, November 01, 2024



5543 m.

PETRONAS GRAND PRIX OF MALAYSIA

Practice Nr. 1

Chronological Analysis of Performances

9

* Lap / Sector time cancelled T1 Time from finish line to 1st intermediate T3 Time from 2nd intermed. to 3rd intermed.
 P Crossing the finish line in pit lane T2 Time from 1st intermed. to 2nd intermed. T4 Time from 3rd intermediate to finish line

Lap	Lap Time	T1	T2	T3	T4	Speed	Lap	Lap Time	T1	T2	T3	T4	Speed															
1st	18	Manuel GONZALEZ			Gresini Moto2 SPA		Runs=4	Total laps=14	Full laps=7	Valid laps=7	10	2'23.322	P	28.099	29.435	39.203	46.585	270.0										
1	2'19.247	26.664	31.585	40.265	34.497		11	12'49.671		23.690	28.843	38.690	34.374		12	2'05.944	25.970	28.774	38.528	32.672	272.0							
2	2'07.187	26.333	28.914	38.828	33.112	267.3	13	2'31.179	P	27.98*	31.901*	43.959*	47.336	272.7	14	4'18.276	P	23.503	29.154	38.705	32.864							
3	2'07.457	26.427	28.896	39.027	33.107	266.6	15	2'11.942		26.736	30.735	40.057	34.414	272.7														
4	2'07.461	26.355	29.026	39.027	33.053	268.6								4th	96	Jake DIXON			CFMOTO RCB Aspar GBR		Runs=1	Total laps=7	Full laps=6	Valid laps=6				
5	2'07.491	26.488	29.018	38.600	33.385	264.0								1	2'58.269		24.213	30.297	39.305	33.161								
6	2'14.850	P	26.422	28.936	38.716	40.776	264.7								2	2'06.040	26.054	28.950	38.418	32.618	270.6	3	2'06.315	26.109	28.751	38.770	32.685	271.3
7	8'54.932		26.667	29.900	39.479	33.259									4	2'06.105	26.060	28.707	38.396	32.942	268.6	5	2'07.457	26.298	28.894	38.815	33.450	268.6
8	2'15.331	P	26.61*	28.893	38.711	41.116	264.0								6	2'12.041	28.187	29.548	40.929	33.377	267.3	7	2'06.819	26.328	28.972	38.760	32.759	266.6
9	6'31.073		25.905	30.203	39.344	33.332									unfinished	26.346	28.876	38.620	269.3									
10	2'05.898		26.217	28.685	38.308	32.688	265.3																					
11	2'05.576		26.150	28.540	38.249	32.637	266.6																					
12	2'20.791		29.872	32.392	42.463	36.064	267.3																					
13	2'23.016	P	26.62*	30.815*	41.404*	44.174	269.3																					
14	5'14.352	P	25.536	29.373	38.660	32.873																						
2nd	12	Filip SALAC			Elf Marc VDS Racing CZE		Runs=3	Total laps=15	Full laps=10	Valid laps=9																		
1	2'55.597		26.819	29.989	41.442	34.348																						
2	2'06.762		26.389	28.863	38.831	32.679	274.8																					
3	2'06.558		26.294	28.727	38.833	32.704	270.6																					
4	2'06.713		26.343	28.852	38.711	32.807	270.0																					
5	2'13.987		30.218	28.987	41.722	33.060	267.3																					
6	2'07.989		26.530	29.269	39.237	32.953	268.6																					
7	2'07.338		26.461	28.954	38.989	32.934	268.6																					
8	2'27.380	P	29.300	30.141	41.592	46.347	271.3																					
9	10'50.987		31.019	30.976	40.694	34.585																						
10	2'11.936	*	26.339	28.882	40.680	36.035*	267.3																					
11	2'06.108		26.219	28.649	38.589	32.651	270.6																					
12	2'05.909		26.197	28.655	38.453	32.604	270.6																					
13	2'14.261		26.238	35.086	39.735	33.202	271.3																					
14	2'38.925	P	32.75*	32.356*	46.588*	47.230	268.6																					
15	4'20.426	P	26.517	30.736	41.763	33.971																						
5th	79	Ai OGURA			MT Helmets - MSI JPN		Runs=2	Total laps=12	Full laps=8	Valid laps=8																		
1	3'10.912		26.332	30.236	39.916	33.283																						
2	2'11.555		26.843	32.378	39.259	33.075	268.6																					
3	2'07.568		26.474	29.127	38.941	33.026	267.9																					
4	2'07.462		26.367	28.974	38.861	33.260	267.3																					
5	2'28.524	P	28.588	31.875	42.646	45.415	266.6																					
6	13'22.063		28.328	30.303	39.943	33.187																						
7	2'06.268		26.093	28.727	38.659	32.789	267.9																					
8	2'11.508		28.772	29.304	39.415	34.017	267.9																					
9	2'06.096		26.088	28.699	38.558	32.751	267.9																					
10	2'13.440		29.033	29.373	40.267	34.767	269.3																					
11	2'06.968		26.177	29.132	38.688	32.971	270.0																					
12	2'21.950	P	26.113	28.916	38.499	48.422	267.9																					
6th	14	Tony ARBOLINO			Elf Marc VDS Racing ITA		Runs=3	Total laps=15	Full laps=10	Valid laps=8																		
1	2'38.735		25.039	29.674	39.520	33.045																						
2	2'13.935		26.336	35.536	39.288	32.775	269.3																					
3	2'07.430		26.302	28.739	38.801	33.588	268.6																					
4	2'18.294		26.214	29.973	41.731	40.376	269.3																					
5	2'11.778		26.458	29.043	43.000	33.277	271.3																					
6	2'08.145		26.621	29.022	39.297	33.205	269.3																					
7	2'07.357		26.481	28.987	38.908	32.981	270.6																					
8	2'07.753	*	26.419	29.017	39.016	33.301*	269.3																					
9	2'25.273	P	28.732	29.815	43.006	43.720	253.5																					
10	11'17.871		29.897	29.808	39.767	33.496																						
11	2'09.324		26.534	30.179	39.715	32.896	268.6																					

Fastest Lap: Manuel GONZALEZ Gresini Moto2 SPA **2'05.576** 26.150 28.540 38.249 32.637

These data/results cannot be reproduced, stored and/or transmitted in whole or in part by any manner of electronic, mechanical, photocopying, recording, broadcasting or otherwise now known or herein after developed without the previous express consent by the copyright owner, except for reproduction in daily press and regular printed publications on sale to the public within 60 days of the event related to those data/results and always provided that copyright symbol appears together as follows below.
 © DORNA, 2024



Practice Nr. 1

Moto2

Lap	Lap Time	T1	T2	T3	T4	Speed	Lap	Lap Time	T1	T2	T3	T4	Speed
12	2'06.135	26.246	28.733	38.420	32.736	271.3	10th	24	Marcos RAMIREZ				OnlyFans American R SPA
13	2'06.497 *	26.215	28.714	38.633	32.935*	267.3	Runs=4 Total laps=15 Full laps=8 Valid laps=7						
14	2'57.764 P	44.74*	39.423*	44.896*	48.703	173.3	1	2'12.995	25.313	30.532	41.317	33.361	
15	3'17.060 P	24.709	29.984	40.045	33.319		2	2'07.864	26.748	29.221	38.995	32.900	269.3
7th 75 Albert ARENAS Gresini Moto2 SPA							3	2'07.485	26.641	28.924	39.022	32.898	267.9
Runs=2 Total laps=14 Full laps=10 Valid laps=9							4	2'10.532	29.118	29.354	39.061	32.999	268.6
1	2'42.146	24.795	29.992	39.873	33.549		5	2'07.339	26.581	28.844	38.812	33.102	268.6
2	2'07.836	26.720	29.053	39.139	32.924	270.6	6	2'06.995	26.478	28.970	38.618	32.929	266.6
3	2'07.214	26.292	29.147	38.970	32.805	270.6	7	2'27.431 P	29.050	33.664	41.802	42.915	267.3
4	2'07.724	26.483	28.943	39.323	32.975	267.3	8	6'40.806	25.419	29.763	39.814	33.307	
5	2'09.266	26.483	28.959	40.720	33.104	269.3	9	2'07.752 *	26.82*	28.992	38.871	33.061	268.6
6	2'07.626	26.569	29.069	38.975	33.013	269.3	10	2'22.663 P	26.573	30.563	41.466	44.061	267.9
7	2'07.660	26.620	29.025	38.993	33.022	267.3	11	5'21.939	24.628	29.040	38.929	32.818	
8	2'25.210 P	26.601	31.079	41.980	45.550	267.9	12	2'06.194	26.091	29.041	38.371	32.691	270.0
9	11'13.750	26.650	29.822	39.594	33.207		13	2'12.597	26.227	28.932	42.016	35.422	269.3
10	2'06.052 *	26.350	28.653	38.412	32.637*	267.3	14	2'18.309 P	26.388	29.007	38.517	44.397	266.6
11	2'06.149	26.223	28.680	38.503	32.743	270.0	15	5'42.980 P	25.960	32.028	42.218	33.353	
12	2'06.151	26.243	28.717	38.481	32.710	270.6	11th 44 Aron CANET Fantic Racing SPA						
13	2'15.578	26.303	36.187	39.654	33.434	270.0	Runs=2 Total laps=14 Full laps=10 Valid laps=9						
14	3'11.319 P	32.62*	42.010*	51.394*	1'05.286	270.6	1	2'55.076	27.052	31.566	38.928	33.049	
8th 10 Diogo MOREIRA Italtrans Racing Team BRA							2	2'06.430	26.454	28.716	38.379	32.881	266.6
Runs=3 Total laps=15 Full laps=10 Valid laps=9							3	2'06.691	26.322	28.744	38.569	33.056	266.0
1	2'55.457	26.436	30.241	42.011	32.918		4	2'13.245	32.335	28.988	38.753	33.169	266.6
2	2'06.408	26.286	28.705	38.581	32.836	270.6	5	2'06.595	26.337	28.764	38.574	32.920	267.3
3	2'06.401	26.263	28.767	38.580	32.791	269.3	6	2'07.412	26.477	28.916	38.724	33.295	265.3
4	2'07.653	26.333	28.944	38.921	33.455	269.3	7	2'07.384	26.645	28.865	38.795	33.079	264.7
5	2'13.025	26.589	29.150	44.189	33.097	268.6	8	2'07.047 *	26.354	28.864	38.674	33.155*	265.3
6	2'08.130	26.795	29.304	38.997	33.034	270.0	9	2'07.198	26.484	29.065	38.631	33.018	264.0
7	2'07.758	26.504	29.017	39.044	33.193	266.6	10	2'07.003	26.396	28.908	38.692	33.007	264.0
8	2'08.363 *	26.526	29.336	39.358	33.143*	267.3	11	2'35.867 P	34.69*	31.063	42.009	48.096	244.8
9	2'08.508	26.683	29.233	39.453	33.139	266.0	12	10'30.469	25.412	28.847	38.542	32.927	
10	2'08.165	26.648	29.196	39.186	33.135	264.7	13	2'06.210	26.257	28.704	38.535	32.714	267.9
11	2'22.426 P	27.87*	30.731	41.054	42.769	265.3	14	2'38.949 P	26.59*	34.099*	46.377*	51.877	267.3
12	10'24.496	24.723	29.084	40.183	34.733		12th 9 Jorge NAVARRO OnlyFans American R SPA						
13	2'06.161	26.265	28.577	38.533	32.786	270.6	Runs=4 Total laps=15 Full laps=8 Valid laps=8						
14	2'21.952 P	27.931	29.105*	42.719*	42.197	267.3	1	2'36.415	26.231	29.478	39.446	39.322	
15	4'59.035 P	24.504	29.563	39.298	33.395		2	2'06.381	26.237	28.820	38.616	32.708	270.0
9th 13 Celestino VIETTI Red Bull KTM Ajo ITA							3	2'06.249	26.205	28.577	38.631	32.836	267.9
Runs=3 Total laps=14 Full laps=9 Valid laps=9							4	2'12.123	26.540	28.861	41.185	35.537	273.4
1	2'33.768	26.944	29.926	39.826	33.224		5	2'06.798	26.459	28.850	38.653	32.836	266.6
2	2'07.496	26.566	29.073	39.060	32.797	273.4	6	2'07.048	26.381	28.916	38.760	32.991	266.0
3	2'07.232	26.399	28.902	39.120	32.811	272.0	7	2'07.464	26.385	28.919	38.788	33.372	265.3
4	2'12.992	26.392	29.045	43.339	34.216	272.0	8	2'16.483 P	26.454	28.777	38.855	42.397	265.3
5	2'16.322	26.614	29.104	46.927	33.677	270.6	9	9'37.696	26.379	31.242	39.098	36.484	
6	2'07.967	26.603	29.167	39.265	32.932	270.6	10	2'07.095	26.423	28.913	38.720	33.039	266.0
7	2'08.315	26.534	29.296	39.380	33.105	270.6	11	2'22.767 P	27.129	29.917	39.615	46.106	265.3
8	2'42.922 P	33.807	40.922	41.887	46.306	264.7	12	5'52.734	25.186	29.645	38.976	32.853	
9	11'24.971	27.642	30.805	43.620	34.081		13	2'26.479 P	30.38*	30.856*	40.150*	45.086	266.6
10	2'06.165	26.358	28.697	38.557	32.553	268.6	14	4'02.629 P	23.932	29.233	38.595	33.024	
11	2'06.305	26.177	28.789	38.602	32.737	271.3	15	2'06.563	26.584	28.726	38.520	32.733	266.0
12	2'06.742	26.242	29.017	38.775	32.708	272.0	13th 84 Zonta VD GOORBE RW-Idrofoglia Racing NED						
13	2'32.832 P	29.678	30.795	42.627	49.732	271.3	Runs=4 Total laps=14 Full laps=7 Valid laps=7						
14	6'22.230 P	26.533	29.612	39.179	32.766		1	2'14.618	25.373	29.796	40.021	33.439	

Fastest Lap: Manuel GONZALEZ Gresini Moto2 SPA 2'05.576 26.150 28.540 38.249 32.637

These data/results cannot be reproduced, stored and/or transmitted in whole or in part by any manner of electronic, mechanical, photocopying, recording, broadcasting or otherwise now known or herein after developed without the previous express consent by the copyright owner, except for reproduction in daily press and regular printed publications on sale to the public within 60 days of the event related to those data/results and always provided that copyright symbol appears together as follows below.
© DORNA, 2024

Practice Nr. 1

Moto2

Lap	Lap Time	T1	T2	T3	T4	Speed	Lap	Lap Time	T1	T2	T3	T4	Speed	
2	2'08.093	26.433	29.259	39.516	32.885	269.3	5	2'07.916	26.601	28.960	39.049	33.306	266.0	
3	2'07.638	26.537	29.020	39.054	33.027	266.0	6	2'09.555	27.169	29.556	39.536	33.294	267.3	
4	2'07.396	26.398	28.963	38.930	33.105	267.9	7	2'08.140	26.863	29.091	38.993	33.193	267.9	
5	2'09.098	26.502	29.414	39.792	33.390	266.0	8	2'08.298 *	26.515	29.023	39.127	33.633*	267.9	
6	2'19.197 P	26.423	29.774	41.384	41.616	266.6	9	2'26.963 P	28.449	30.295	41.029	47.190	264.0	
7	10'22.437	24.891	29.372	39.273	33.371		10	11'15.669	32.144	32.040	49.126	37.240		
8	2'08.026	26.568	29.055	38.952	33.451	264.7	11	2'09.500	26.533	29.689	39.794	33.484	269.3	
9	2'18.581 P	26.496	29.218	41.087	41.780	265.3	12	2'07.801	26.529	29.088	39.005	33.179	274.1	
10	7'08.467	25.100	30.493	39.964	34.409		13	2'08.011 *	26.509	29.020	39.238	33.244*	268.6	
11	2'07.549	26.279	28.989	39.095	33.186	272.0	14	2'57.964 P	41.08*	39.914*	47.135*	49.828	210.9	
12	2'27.472 P	27.162	30.321*	45.160*	44.829	267.9	15	3'29.280 P	25.520	30.755	40.370	33.906		
13	4'28.667 P	25.769	29.160	38.737	32.919									
14	2'06.423	26.312	28.752	38.503	32.856	266.0								
14th	21	Alonso LOPEZ				Sync SpeedUp	SPA							
		Runs=4	Total laps=15	Full laps=8	Valid laps=7									
1	2'08.898	25.203	29.172	39.600	32.974		1	9'17.762	25.195	29.751	39.443	38.781		
2	2'07.557	26.420	28.996	39.166	32.975	267.9	2	2'06.889	26.358	28.966	38.670	32.895	271.3	
3	2'07.957	26.504	29.109	39.264	33.080	266.0	3	2'07.331	26.594	29.172	38.784	32.781	272.7	
4	2'07.855	26.627	29.081	39.093	33.054	267.3	4	2'07.290	26.433	28.861	38.970	33.026	270.0	
5	2'10.165	28.265	29.565	39.203	33.132	266.0	5	2'11.942 *	26.353	32.247	39.866	33.476*	267.9	
6	2'19.235 P	26.691	29.141	39.782	43.621	266.0	6	2'17.074 P	26.490	29.118	38.993	42.473	266.6	
7	9'27.909	25.691	29.604	39.624	33.242		7	15'05.726	23.886	29.246	38.914	32.968		
8	2'08.563 *	26.80*	29.181	39.228	33.345	265.3	8	2'07.654	26.210	28.956	38.681	33.807	270.6	
9	2'08.457	26.788	29.188	39.298	33.183	266.6	9	2'21.872 P	26.62*	31.291*	41.058*	42.897	270.6	
10	2'23.811 P	28.950	29.983	41.313	43.565	265.3	10	4'22.852 P	24.885	29.200	38.875	32.874		
11	5'52.671	26.043	29.284	39.180	33.291		11	2'06.809	26.399	28.987	38.676	32.747	266.0	
12	2'06.971	26.288	28.762	38.878	33.043	267.9								
13	2'28.523 P	26.444	30.364*	45.642*	46.073	267.9	18th	3	Sergio GARCIA				MT Helmets - MSI	SPA
14	4'29.239 P	25.437	29.353	39.008	32.927				Runs=4	Total laps=11	Full laps=5	Valid laps=5		
15	2'06.593	26.360	28.833	38.567	32.833	267.9	1	2'32.646	35.413	30.918	39.443	33.142		
15th	7	Barry BALTUS				RW-Idrofoglia Racing	BEL	2	2'06.997	26.419	28.916	38.602	33.060	271.3
		Runs=3	Total laps=15	Full laps=10	Valid laps=10		3	2'07.496	26.350	29.129	39.032	32.985	270.6	
1	2'10.421	24.503	29.993	39.255	33.100		4	2'15.920	26.509	28.961	38.866	41.584	267.9	
2	2'07.212	26.322	28.905	39.033	32.952	264.0	5	2'08.605	26.727	29.372	39.334	33.172	265.3	
3	2'07.138	26.406	28.787	38.733	33.212	263.4	6	2'19.635	26.442	29.320	46.105	37.768	266.6	
4	2'08.333	26.489	28.973	39.441	33.430	264.7	7	2'18.304 P	26.595	29.207	40.117	42.385	267.9	
5	2'08.322	26.639	29.113	39.271	33.299	264.7	8	16'03.002 P	26.059	29.618	39.133	1'22.595		
6	2'07.842	26.604	28.962	39.091	33.185	260.8	9	5'47.540	33.152	31.064	39.709	33.416		
7	2'10.454	26.619	29.185	39.440	35.210	261.5	10	2'23.201 P	28.81*	30.378*	40.978*	43.034	267.9	
8	2'08.675	26.720	29.261	39.259	33.435	262.1	11	4'36.950 P	24.685	29.184	39.275	33.274		
9	2'21.144 P	26.699	29.288	38.973	46.184	261.5	19th	81	Senna AGIUS				Liqui Moly Husqvarna	AUS
10	12'24.712	24.572	29.028	38.992	33.007				Runs=2	Total laps=13	Full laps=9	Valid laps=9		
11	2'06.694	26.280	28.647	38.892	32.875	267.9	1	2'31.345	25.255	29.517	39.283	33.275		
12	2'11.606	26.185	28.876	38.995	37.550	266.6	2	2'07.340	26.667	28.944	38.798	32.931	269.3	
13	2'20.955 P	26.647	28.933	38.955	46.420	266.6	3	2'07.503	26.696	28.876	39.059	32.872	270.0	
14	5'34.635 P	24.315	29.296	38.987	33.090		4	2'07.321	26.496	28.971	38.967	32.887	267.3	
15	2'07.800	26.471	28.959	38.869	33.501	266.0	5	2'07.209	26.593	28.849	38.856	32.911	266.6	
16th	34	Mario AJI				IDEMITSU Honda Tea	INA	6	2'07.408	26.720	28.821	38.886	32.981	265.3
		Runs=3	Total laps=15	Full laps=10	Valid laps=8		7	2'19.191 P	26.687	29.000	38.941	44.563	264.7	
1	2'56.242	25.917	29.897	42.032	33.368		8	13'16.794	25.419	29.449	40.090	33.632		
2	2'06.734	26.293	28.968	38.666	32.807	270.6	9	2'10.253	26.463	31.662	39.164	32.964	266.0	
3	2'09.650	26.729	30.705	39.107	33.109	270.0	10	2'07.023	26.468	28.821	38.768	32.966	266.6	
4	2'08.162	26.473	29.098	39.376	33.215	269.3	11	2'09.757	26.651	28.893	41.025	33.188	267.3	
							12	2'07.434	26.533	28.930	38.983	32.988	273.4	
							13	2'28.883 P	26.61*	31.844*	45.315*	45.112	268.6	

Fastest Lap: Manuel GONZALEZ Gresini Moto2 SPA 2'05.576 26.150 28.540 38.249 32.637

These data/results cannot be reproduced, stored and/or transmitted in whole or in part by any manner of electronic, mechanical, photocopying, recording, broadcasting or otherwise now known or herein after developed without the previous express consent by the copyright owner, except for reproduction in daily press and regular printed publications on sale to the public within 60 days of the event related to those data/results and always provided that copyright symbol appears together as follows below.
© DORNA, 2024

Practice Nr. 1

Moto2

Lap	Lap Time	T1	T2	T3	T4	Speed	Lap	Lap Time	T1	T2	T3	T4	Speed	
20th	22	Ayumu SASAKI Yamaha VR46 Master JPN						24th	5	Jaume MASIA Preicanos Racing Tea SPA				
		Runs=2	Total laps=8	Full laps=5	Valid laps=5				Runs=3	Total laps=13	Full laps=8	Valid laps=8		
1	2'33.920	24.515	29.765	39.853	33.222		1	2'15.457	25.453	30.285	41.846	33.590		
2	2'07.658	26.524	29.044	39.085	33.005	272.7	2	2'08.970	26.830	29.452	39.558	33.130	269.3	
3	2'07.130	26.432	28.762	38.996	32.940	271.3	3	2'08.738	26.890	29.433	39.363	33.052	266.6	
4	2'16.487	26.417	28.908	40.565	40.597	273.4	4	2'08.561	26.772	29.313	39.312	33.164	265.3	
5	2'07.708	26.726	28.969	39.112	32.901	273.4	5	2'08.238	26.673	29.245	39.141	33.179	267.9	
6	2'20.394 P	26.643	29.364	40.685	43.702	273.4	6	2'08.495	26.710	29.382	39.097	33.306	264.7	
7	2'30.014	26.605	29.805	39.993	33.361		7	2'21.605 P	26.779	29.432	41.713	43.681	263.4	
8	2'07.035	26.446	28.803	38.855	32.931	270.0	8	14'22.395	32.514	33.841	44.783	34.966		
							9	2'07.530	26.675	29.046	38.929	32.880	264.7	
							10	2'11.118	26.493	29.173	39.055	36.397	266.0	
							11	2'11.825	26.458	29.124	43.073	33.170	266.0	
							12	2'23.442 P	26.621	29.038	38.908	48.875	270.0	
							13	5'57.680 P	25.267	30.002	40.453	33.834		
21st	71	Dennis FOGGIA Italtrans Racing Team ITA						25th	11	Alex ESCRIG KLINT Forward Factor SPA				
		Runs=4	Total laps=7	Full laps=2	Valid laps=3				Runs=4	Total laps=11	Full laps=4	Valid laps=4		
1	2'56.473	27.418	29.610	41.772	33.448		1	2'14.850	26.092	30.182	40.353	35.376		
2	2'07.076	26.376	28.960	38.631	33.109	272.7	2	2'08.738	26.863	29.545	39.187	33.143	270.6	
3	2'08.473	26.481	29.013	39.861	33.118	270.6	3	2'08.935	26.802	29.412	39.118	33.603	268.6	
4	2'18.746 P	26.704	29.201	39.538	43.303	268.6	4	2'22.444 P	28.022	30.679	40.966	42.777	269.3	
	unfinished	28.504	30.790	39.853			5	10'36.904 *	28.772	30.445	41.083	33.460*		
5	2'19.768 *	32.766	33.355*	39.333*	34.314		6	2'08.229	26.536	29.301	39.216	33.176	263.4	
6	2'32.256 P	26.394	30.590*	48.327*	46.945	267.9	7	7'11.009 P					266.0	
7	4'34.030 P	25.436	29.204	39.682	33.564		8	5'30.461	25.778	29.568	39.238	33.305		
							9	2'07.922	26.657	29.155	38.805	33.305	267.3	
							10	2'24.568 P	26.620	29.149	40.167*	48.632	266.6	
							11	5'30.556 P	25.262	30.864	39.458	33.443		
22nd	35	Somkiat CHANTRA IDEMITSU Honda Tea THA						26th	67	Alberto SURRA Sync SpeedUp ITA				
		Runs=4	Total laps=13	Full laps=6	Valid laps=6				Runs=4	Total laps=14	Full laps=7	Valid laps=6		
1	3'11.238	37.583	30.839	40.941	33.322		1	2'13.564	25.940	30.017	41.283	33.583		
2	2'08.345	26.884	29.529	39.024	32.908	270.6	2	2'09.520	26.744	29.758	39.665	33.353	267.9	
3	2'07.093	26.477	28.805	38.832	32.979	266.0	3	2'09.206	26.805	29.415	39.563	33.423	268.6	
4	2'07.234	26.405	28.784	39.006	33.039	265.3	4	2'09.396	26.808	29.518	39.636	33.434	266.6	
5	2'08.038	26.320	28.915	39.496	33.307	265.3	5	2'21.387 P	27.044	29.524	39.516	45.303	266.6	
6	2'17.994 P	26.447	29.025	39.510	43.012	264.7	6	10'11.507	26.616	30.045	40.254	33.780		
7	10'16.982	28.272	29.668	40.050	33.371		7	2'14.950	27.450	34.296	39.667	33.537	264.7	
8	2'07.801	26.644	28.949	39.088	33.120	262.7	8	2'20.288 P	27.069	30.175	39.759	43.285	267.3	
9	2'16.370 P	26.543	28.893	38.981	41.953	263.4	9	5'46.989	30.022	29.844	39.686	33.517		
10	6'17.873	28.920	32.605	43.179	33.353		10	2'08.236	26.716	29.400	39.007	33.113	269.3	
11	2'07.294	26.581	28.872	38.749	33.092	264.0	11	2'10.682	27.698	30.196	39.301	33.487	269.3	
12	2'34.608 P	26.299	28.966*	50.032*	49.311	264.7	12	2'09.375 *	26.824	29.426	39.375	33.750*	267.9	
13	4'39.868 P	24.920	29.810	39.798	33.048		13	2'59.665 P	39.25*	41.194*	48.579*	50.633	236.8	
							14	3'05.364 P	25.680	29.768	39.846	33.150		
23rd	52	Jeremy ALCOBA Yamaha VR46 Master SPA						27th	15	Darryn BINDER Liqui Moly Husqvarna RSA				
		Runs=3	Total laps=15	Full laps=10	Valid laps=9				Runs=3	Total laps=13	Full laps=8	Valid laps=8		
1	2'42.593	24.608	29.673	39.796	33.606		1	2'39.061	25.192	29.986	40.105	33.079		
2	2'07.477	26.447	29.072	39.053	32.905	272.7	2	2'08.756	26.506	29.499	39.504	33.247	272.0	
3	2'07.877	26.412	29.665	38.910	32.890	272.7	3	2'11.084	26.834	32.042	39.247	32.961	267.3	
4	2'07.159	26.400	28.945	38.946	32.868	268.6	4	2'08.248	26.459	29.652	39.083	33.054	269.3	
5	2'07.495	26.483	29.026	38.981	33.005	272.7	5	2'08.713	26.942	29.279	39.445	33.047	268.6	
6	2'07.998	26.480	29.151	38.997	33.370	267.9	6	2'08.714	26.869	29.281	39.449	33.115	267.3	
7	2'08.164	26.597	29.169	39.188	33.210	266.0	7	2'11.398	26.944	31.599	39.640	33.215	266.0	
8	2'09.139	27.587	29.205	39.235	33.112	264.7								
9	2'07.515	26.459	29.066	38.948	33.042	266.0								
10	2'15.836 P	26.528	29.246	39.046	41.016	266.0								
11	11'45.505	27.247	31.111	43.710	37.014									
12	2'07.267	26.480	28.931	38.928	32.928	272.0								
13	2'06.554 *	26.251	28.740	38.608	32.955*	268.6								
14	2'45.709 P	36.14*	31.128*	41.251*	57.181	191.8								
15	3'37.793 P	23.678	29.362	39.271	33.342									

Fastest Lap: Manuel GONZALEZ Gresini Moto2 SPA **2'05.576** 26.150 28.540 38.249 32.637

These data/results cannot be reproduced, stored and/or transmitted in whole or in part by any manner of electronic, mechanical, photocopying, recording, broadcasting or otherwise now known or herein after developed without the previous express consent by the copyright owner, except for reproduction in daily press and regular printed publications on sale to the public within 60 days of the event related to those data/results and always provided that copyright symbol appears together as follows below.
© DORNA, 2024

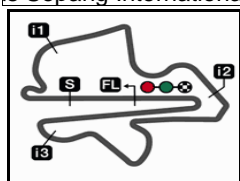
Practice Nr. 1

Moto2

Lap	Lap Time		T1	T2	T3	T4	Speed	Lap	Lap Time		T1	T2	T3	T4	Speed	
8	2'20.839	P	26.947	29.977	40.278	43.637	267.3	31st	29	Harrison VOIGHT	Preicanos Racing Tea	AUS	Runs=4	Total laps=11	Full laps=4	Valid laps=4
9	13'39.289		25.016	29.748	39.731	33.550		1	2'19.658		25.304	30.273	40.075	34.805		
10	2'08.317		26.716	29.445	39.170	32.986	267.9	2	2'18.483	P	26.968	29.822	39.642	42.051	266.0	
11	2'17.403		31.204	29.754	40.974	35.471	267.9	3	7'59.806		26.320	29.848	40.328	33.722		
12	2'21.288	P	27.096	29.281	39.206	45.705	269.3	4	2'10.759		27.419	29.663	39.929	33.748	260.8	
13	6'18.973	P	24.842	29.621	39.907	33.102		5	2'23.764	P	28.870	30.672	42.211	42.011	261.5	
28th	20	Xavi CARDELUS	Fantic Racing	AND	Runs=3	Total laps=14	Full laps=9	Valid laps=9	6	9'35.058		27.701	30.384	41.999	33.614	
1	2'13.853		25.824	30.367	40.668	33.467		7	2'10.047		27.538	29.594	39.466	33.449	261.5	
2	2'12.840		26.897	31.452	41.008	33.483	270.6	8	2'09.802		27.108	29.549	39.446	33.699	261.5	
3	2'09.255		27.029	29.471	39.520	33.235	269.3	9	2'14.282		28.482	30.106	40.624	35.070	262.7	
4	2'09.631		26.920	29.458	39.619	33.634	270.0	10	2'21.492	P	27.027	29.823	40.244	44.398	264.0	
5	2'15.770		26.963	29.580	42.199	37.028	266.0	11	8'31.657		24.832	29.924	40.111	33.744		
6	2'20.412	P	27.028	29.533	40.931	42.920	266.0	32nd	89	Khairul Idham PAWI	PETRONAS MIE Raci	MAL	Runs=3	Total laps=11	Full laps=6	Valid laps=6
7	13'07.493		28.743	30.165	40.349	33.729		1	2'28.307		27.658	31.170	41.913	33.907		
8	2'09.054		26.840	29.285	39.521	33.408	264.7	2	2'10.045		27.350	29.478	39.685	33.532	260.8	
9	2'08.477		26.740	29.179	39.285	33.273	265.3	3	2'37.059	P	30.993	32.746	44.964	48.356	258.9	
10	2'14.847		26.737	29.309	43.239	35.562	267.3	4	18'45.608		26.886	31.450	41.579	33.877		
11	2'09.370		26.831	29.286	39.902	33.351	269.3	5	2'10.964		27.296	29.740	40.162	33.766	257.1	
12	2'13.315		26.917	32.047	40.779	33.572	270.0	6	2'10.492		27.257	29.670	39.884	33.681	258.9	
13	2'24.374	P	27.00*	30.898*	41.925*	44.550	269.3	7	2'10.458		27.304	29.567	39.855	33.732	258.3	
14	4'35.683	P	25.826	30.189	40.664	34.094		8	2'19.682		27.050	31.394	42.129	39.109	259.6	
29th	55	Helmi AZMAN	PETRONAS MIE Raci	MAL	Runs=3	Total laps=14	Full laps=9	Valid laps=8	9	2'30.240		33.489	33.335	42.796	40.620	258.9
1	2'27.153		26.304	30.810	41.397	33.877		10	2'30.857	P	28.74*	32.151*	42.473*	47.489	261.5	
2	2'10.955		27.377	29.867	40.010	33.701	262.7	11	5'06.089	P	28.503	30.734	40.109	34.091		
3	2'10.757		27.172	29.983	39.978	33.624	261.5									
4	2'13.566		27.131	29.939	40.593	35.903	268.6									
5	2'10.267		27.094	29.589	40.048	33.536	264.7									
6	2'28.451	P	30.518	33.466	42.054	42.413	266.0									
7	11'21.038		26.735	30.423	41.320	34.644										
8	2'10.041		27.125	29.725	39.737	33.454	260.8									
9	2'09.227		27.098	29.293	39.385	33.451	260.8									
10	2'09.584	*	26.905	29.351	39.593	33.735*	261.5									
11	2'16.216		30.473	32.201	40.012	33.530	260.8									
12	2'08.727		26.924	29.254	39.229	33.320	267.3									
13	2'28.511	P	29.053	33.071	40.821	45.566	266.6									
14	6'06.451	P	24.898	29.762	40.772	34.083										
30th	43	Xavier ARTIGAS	KLINT Forward Factor	SPA	Runs=3	Total laps=11	Full laps=6	Valid laps=6								
1	2'14.682		25.255	29.842	40.568	36.822										
2	2'10.476		26.729	29.574	40.737	33.436	269.3									
3	2'09.042		26.940	29.271	39.252	33.579	267.3									
4	2'20.552	P	26.859	29.717	39.947	44.029	269.3									
5	9'35.038	P	26.472	29.864	39.918	46.202										
6	8'59.958		26.022	29.754	39.713	34.033										
7	2'13.344		26.859	29.425	42.121	34.939	264.7									
8	2'09.196		26.953	29.370	39.385	33.488	264.7									
9	2'09.905		27.126	29.558	39.547	33.674	266.0									
10	2'11.910		26.741	29.504	39.486	36.179	265.3									
11	2'25.367	P	26.886	29.621	39.573	49.287	263.4									

Fastest Lap: Manuel GONZALEZ Gresini Moto2 SPA **2'05.576** 26.150 28.540 38.249 32.637

These data/results cannot be reproduced, stored and/or transmitted in whole or in part by any manner of electronic, mechanical, photocopying, recording, broadcasting or otherwise now known or herein after developed without the previous express consent by the copyright owner, except for reproduction in daily press and regular printed publications on sale to the public within 60 days of the event related to those data/results and always provided that copyright symbol appears together as follows below.
© DORNA, 2024



5543 m.

PETRONAS GRAND PRIX OF MALAYSIA

Practice Nr. 1

Best Partial Times

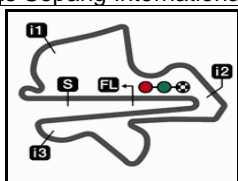
Moto2™

IT Ideal Lap Time, sum of the best partial times

BT Best Lap Time

T1		T2		T3		T4				IT		BT	
Pos	Rider	Time	Rider	Time	Rider	Time	Rider	Time	Pos	Rider	IT	BT	
1	D.ÖNCÜ	25.970	M.GONZALEZ	28.540	M.GONZALEZ	38.249	C.VIETTI	32.553	1	M.GONZALEZ	2'05.576	2'05.576	(1)
2	J.DIXON	26.054	J.NAVARRO	28.577	M.RAMIREZ	38.371	F.SALAC	32.604	2	D.ÖNCÜ	2'05.753	2'05.944	(3)
3	A.OGURA	26.088	D.MOREIRA	28.577	A.CANET	38.379	J.DIXON	32.618	3	J.DIXON	2'05.775	2'06.040	(4)
4	M.RAMIREZ	26.091	B.BALTUS	28.647	J.DIXON	38.396	M.GONZALEZ	32.637	4	F.SALAC	2'05.903	2'05.909	(2)
5	M.GONZALEZ	26.150	F.SALAC	28.649	D.ÖNCÜ	38.399	D.ÖNCÜ	32.655	5	C.VIETTI	2'05.984	2'06.165	(9)
6	C.VIETTI	26.177	A.ARENAS	28.653	A.ARENAS	38.412	M.RAMIREZ	32.691	6	M.RAMIREZ	2'05.997	2'06.194	(10)
7	B.BALTUS	26.185	C.VIETTI	28.697	T.ARBOLINO	38.420	J.NAVARRO	32.708	7	A.ARENAS	2'05.998	2'06.149	(7)
8	F.SALAC	26.197	A.OGURA	28.699	F.SALAC	38.453	A.ARENAS	32.710	8	J.NAVARRO	2'06.010	2'06.249	(12)
9	J.NAVARRO	26.205	A.CANET	28.704	A.OGURA	38.499	A.CANET	32.714	9	A.OGURA	2'06.037	2'06.096	(5)
10	I.GUEVARA	26.210	J.DIXON	28.707	Z.VD GOORBER	38.503	T.ARBOLINO	32.736	10	A.CANET	2'06.054	2'06.210	(11)
11	T.ARBOLINO	26.214	T.ARBOLINO	28.714	J.NAVARRO	38.520	I.GUEVARA	32.747	11	T.ARBOLINO	2'06.084	2'06.135	(6)
12	A.ARENAS	26.223	D.ÖNCÜ	28.729	D.MOREIRA	38.533	A.OGURA	32.751	12	D.MOREIRA	2'06.159	2'06.161	(8)
13	J.ALCOBA	26.251	J.ALCOBA	28.740	C.VIETTI	38.557	D.MOREIRA	32.786	13	Z.VD GOORBE	2'06.390	2'06.423	(13)
14	A.CANET	26.257	Z.VD GOORBER	28.752	A.LOPEZ	38.567	M.AJI	32.807	14	B.BALTUS	2'06.440	2'06.694	(15)
15	D.MOREIRA	26.263	A.LOPEZ	28.762	S.GARCIA	38.602	A.LOPEZ	32.833	15	A.LOPEZ	2'06.450	2'06.593	(14)
16	Z.VD GOORBER	26.279	A.SASAKI	28.762	J.ALCOBA	38.608	Z.VD GOORBER	32.856	16	J.ALCOBA	2'06.467	2'07.159	(23)
17	A.LOPEZ	26.288	S.CHANTRA	28.784	D.FOGGIA	38.631	J.ALCOBA	32.868	17	I.GUEVARA	2'06.488	2'06.809	(17)
18	M.AJI	26.293	S.AGIUS	28.821	M.AJI	38.666	S.AGIUS	32.872	18	M.AJI	2'06.726	2'06.734	(16)
19	S.CHANTRA	26.299	M.RAMIREZ	28.844	I.GUEVARA	38.670	B.BALTUS	32.875	19	S.CHANTRA	2'06.740	2'07.093	(22)
20	S.GARCIA	26.350	I.GUEVARA	28.861	B.BALTUS	38.733	J.MASIA	32.880	20	S.GARCIA	2'06.853	2'06.997	(18)
21	D.FOGGIA	26.376	S.GARCIA	28.916	S.CHANTRA	38.749	A.SASAKI	32.901	21	S.AGIUS	2'06.924	2'07.023	(19)
22	A.SASAKI	26.417	M.AJI	28.960	S.AGIUS	38.768	S.CHANTRA	32.908	22	A.SASAKI	2'06.935	2'07.035	(20)
23	J.MASIA	26.458	D.FOGGIA	28.960	A.ESCRIG	38.805	D.BINDER	32.961	23	D.FOGGIA	2'07.076	2'07.076	(21)
24	D.BINDER	26.459	J.MASIA	29.038	A.SASAKI	38.855	S.GARCIA	32.985	24	J.MASIA	2'07.284	2'07.530	(24)

These data/results cannot be reproduced, stored and/or transmitted in whole or in part by any manner of electronic, mechanical, photocopying, recording, broadcasting or otherwise now known or herein after developed without the previous express consent by the copyright owner, except for reproduction in daily press and regular printed publications on sale to the public within 60 days of the event related to those data/results and always provided that copyright symbol appears together as follows below.
© DORNA, 2024



5543 m.

PETRONAS GRAND PRIX OF MALAYSIA

Practice Nr. 1

Best Partial Times

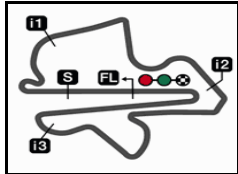
IT Ideal Lap Time, sum of the best partial times

BT Best Lap Time

<i>T1</i>		<i>T2</i>		<i>T3</i>		<i>T4</i>				<i>IT</i>	<i>BT</i>	
<i>Pos</i>	<i>Rider</i>	<i>Time</i>	<i>Rider</i>	<i>Time</i>	<i>Rider</i>	<i>Time</i>	<i>Rider</i>	<i>Time</i>	<i>Pos</i>	<i>Rider</i>		
25	S.AGIUS	26.463	A.ESCRIG	29.149	J.MASIA	38.908	D.FOGGIA	33.109	25	A.ESCRIG	2'07.633	2'07.922 (25)
26	A.ESCRIG	26.536	X.CARDELUS	29.179	A.SURRA	39.007	A.SURRA	33.113	26	D.BINDER	2'07.782	2'08.248 (27)
27	A.SURRA	26.716	H.AZMAN	29.254	D.BINDER	39.083	A.ESCRIG	33.143	27	A.SURRA	2'08.236	2'08.236 (26)
28	X.ARTIGAS	26.729	X.ARTIGAS	29.271	H.AZMAN	39.229	X.CARDELUS	33.235	28	X.CARDELUS	2'08.436	2'08.477 (28)
29	X.CARDELUS	26.737	D.BINDER	29.279	X.ARTIGAS	39.252	H.AZMAN	33.320	29	X.ARTIGAS	2'08.688	2'09.042 (30)
30	H.AZMAN	26.905	A.SURRA	29.400	X.CARDELUS	39.285	X.ARTIGAS	33.436	30	H.AZMAN	2'08.708	2'08.727 (29)
31	H.VOIGHT	26.968	K.PAWI	29.478	H.VOIGHT	39.446	H.VOIGHT	33.449	31	H.VOIGHT	2'09.412	2'09.802 (31)
32	K.PAWI	27.050	H.VOIGHT	29.549	K.PAWI	39.685	K.PAWI	33.532	32	K.PAWI	2'09.745	2'10.045 (32)

These data/results cannot be reproduced, stored and/or transmitted in whole or in part by any manner of electronic, mechanical, photocopying, recording, broadcasting or otherwise now known or herein after developed without the previous express consent by the copyright owner, except for reproduction in daily press and regular printed publications on sale to the public within 60 days of the event related to those data/results and always provided that copyright symbol appears together as follows below.

© DORNA, 2024




5543 m.

PETRONAS GRAND PRIX OF MALAYSIA

Practice Nr. 1

Fastest Laps Sequence

<i>Practice Time</i>	 <i>Rider</i>	<i>Nation</i>	<i>Motorcycle</i>	<i>Time</i>	<i>Km/h</i>	<i>Rider's Lap</i>
4'16.455	21 Alonso LOPEZ	SPA	BOSCOSCURO	2'07.557	156.4	2
4'17.633	7 Barry BALTUS	BEL	KALEX	2'07.212	156.8	2
4'26.434	18 Manuel GONZALEZ	SPA	KALEX	2'07.187	156.8	2
4'39.643	3 Sergio GARCIA	SPA	BOSCOSCURO	2'06.997	157.1	2
4'42.796	9 Jorge NAVARRO	SPA	KALEX	2'06.381	157.8	2
5'04.309	96 Jake DIXON	GBR	KALEX	2'06.040	158.3	2
32'50.927	18 Manuel GONZALEZ	SPA	KALEX	2'05.898	158.4	10
34'56.503	18 Manuel GONZALEZ	SPA	KALEX	2'05.576	158.9	11

These data/results cannot be reproduced, stored and/or transmitted in whole or in part by any manner of electronic, mechanical, photocopying, recording, broadcasting or otherwise now known or herein after developed without the previous express consent by the copyright owner, except for reproduction in daily press and regular printed publications on sale to the public within 60 days of the event related to those data/results and always provided that copyright symbol appears together as follows below.

© DORNA, 2024