


4542 m.

MOTUL TT ASSEN

Warm Up

Classification

25

	Rider	Nation	Team	Motorcycle	Time	Lap	Total	Gap	Top Speed
1	49 Fabio DI GIANNANTONIO	ITA	Pertamina Enduro VR46 Racing Te	DUCATI	1'32.309	6	7		309.0
2	93 Marc MARQUEZ	SPA	Gresini Racing MotoGP	DUCATI	1'32.313	4	7	0.004 0.004	311.4
3	12 Maverick VIÑALES	SPA	Aprilia Racing	APRILIA	1'32.325	7	7	0.016 0.012	309.8
4	1 Francesco BAGNAIA	ITA	Ducati Lenovo Team	DUCATI	1'32.359	6	7	0.050 0.034	309.0
5	89 Jorge MARTIN	SPA	Prima Pramac Racing	DUCATI	1'32.495	7	7	0.186 0.136	309.8
6	23 Enea BASTIANINI	ITA	Ducati Lenovo Team	DUCATI	1'32.507	7	7	0.198 0.012	311.4
7	72 Marco BEZZECCHI	ITA	Pertamina Enduro VR46 Racing Te	DUCATI	1'32.522	7	7	0.213 0.015	312.2
8	21 Franco MORBIDELLI	ITA	Prima Pramac Racing	DUCATI	1'32.678	7	7	0.369 0.156	306.0
9	73 Alex MARQUEZ	SPA	Gresini Racing MotoGP	DUCATI	1'32.775	6	7	0.466 0.097	309.8
10	31 Pedro ACOSTA	SPA	Red Bull GASGAS Tech3	KTM	1'32.777	5	7	0.468 0.002	309.8
11	20 Fabio QUARTARARO	FRA	Monster Energy Yamaha MotoGP	YAMAHA	1'32.810	5	6	0.501 0.033	304.4
12	33 Brad BINDER	RSA	Red Bull KTM Factory Racing	KTM	1'32.900	5	6	0.591 0.090	308.3
13	43 Jack MILLER	AUS	Red Bull KTM Factory Racing	KTM	1'32.904	7	7	0.595 0.004	309.0
14	25 Raul FERNANDEZ	SPA	Trackhouse Racing	APRILIA	1'33.114	6	6	0.805 0.210	303.7
15	5 Johann ZARCO	FRA	CASTROL Honda LCR	HONDA	1'33.255	6	7	0.946 0.141	310.6
16	88 Miguel OLIVEIRA	POR	Trackhouse Racing	APRILIA	1'33.288	6	7	0.979 0.033	309.8
17	42 Alex RINS	SPA	Monster Energy Yamaha MotoGP	YAMAHA	1'33.301	4	7	0.992 0.013	309.0
18	36 Joan MIR	SPA	Repsol Honda Team	HONDA	1'33.303	5	7	0.994 0.002	306.7
19	30 Takaaki NAKAGAMI	JPN	IDEMITSU Honda LCR	HONDA	1'33.462	5	7	1.153 0.159	306.0
20	10 Luca MARINI	ITA	Repsol Honda Team	HONDA	1'33.757	6	6	1.448 0.295	303.7
21	37 Augusto FERNANDEZ	SPA	Red Bull GASGAS Tech3	KTM	1'34.090	7	7	1.781 0.333	304.4

Practice condition: Dry

Air: 18°

Humidity: 77%

Ground: 26°

Fastest Lap:	Lap: 6	Fabio DI GIANNANTONIO	1'32.309	177.1 Km/h
Best Race Lap:	2022	Alex ESPARGARO	1'32.500	176.7 Km/h
All-Time Lap Record:	2024	Francesco BAGNAIA	1'30.540	180.5 Km/h

The results are provisional until the end of the limit for protest and appeals.

Time limit for protest expires 60' after publication of the results - Time:

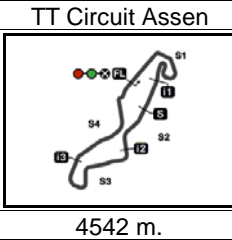
These data/results cannot be reproduced, stored and/or transmitted in whole or in part by any manner of electronic, mechanical, photocopying, recording, broadcasting or otherwise now known or herein after developed without the previous express consent by the copyright owner, except for reproduction in daily press and regular printed publications on sale to the public within 60 days of the event related to those data/results and always provided that copyright symbol appears together as follows below.

© DORNA, 2024

Official MotoGP Timing by TISSOT
www.motogp.com



Assen, Sunday, June 30, 2024



MOTUL TT ASSEN

Warm Up

Top Speed & Average

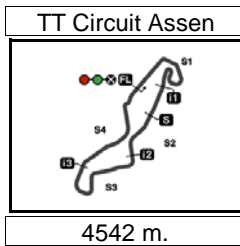
26



Rider	Nation	Motorcycle	Top 5 speeds					Average	Top
72 Marco BEZZECCHI	ITA	DUCATI	312.2	311.4	311.4	310.6	309.8	311.1	312.2
23 Enea BASTIANINI	ITA	DUCATI	311.4	311.4	310.6	309.0	308.3	310.1	311.4
93 Marc MARQUEZ	SPA	DUCATI	311.4	307.5	307.5	306.7	306.0	307.8	311.4
5 Johann ZARCO	FRA	HONDA	310.6	308.3	306.7	304.4	303.7	306.7	310.6
12 Maverick VIÑALES	SPA	APRILIA	309.8	309.8	306.7	306.0	305.2	307.1	309.8
31 Pedro ACOSTA	SPA	KTM	309.8	309.8	308.3	307.5	307.5	308.6	309.8
73 Alex MARQUEZ	SPA	DUCATI	309.8	309.8	309.0	308.3	307.5	308.9	309.8
88 Miguel OLIVEIRA	POR	APRILIA	309.8	308.3	306.7	306.0	304.4	307.0	309.8
89 Jorge MARTIN	SPA	DUCATI	309.8	309.0	306.0	306.0	305.2	306.9	309.8
1 Francesco BAGNAIA	ITA	DUCATI	309.0	308.3	307.5	307.5	306.7	307.8	309.0
42 Alex RINS	SPA	YAMAHA	309.0	308.3	308.3	305.2	305.2	307.2	309.0
43 Jack MILLER	AUS	KTM	309.0	309.0	307.5	307.5	305.2	307.6	309.0
49 Fabio DI GIANNANTONIO	ITA	DUCATI	309.0	307.5	306.7	306.7	304.4	306.9	309.0
33 Brad BINDER	RSA	KTM	308.3	308.3	307.5	307.5	304.4	307.2	308.3
36 Joan MIR	SPA	HONDA	306.7	306.7	306.0	302.9	301.4	304.7	306.7
21 Franco MORBIDELLI	ITA	DUCATI	306.0	305.2	305.2	305.2	304.4	305.2	306.0
30 Takaaki NAKAGAMI	JPN	HONDA	306.0	303.7	303.7	302.9	301.4	303.5	306.0
20 Fabio QUARTARARO	FRA	YAMAHA	304.4	303.7	303.7	302.9	302.9	303.5	304.4
37 Augusto FERNANDEZ	SPA	KTM	304.4	304.4	304.4	302.9	301.4	303.5	304.4
10 Luca MARINI	ITA	HONDA	303.7	303.7	303.7	301.4	297.8	302.1	303.7
25 Raul FERNANDEZ	SPA	APRILIA	303.7	303.7	302.9	302.2	297.8	302.1	303.7

These data/results cannot be reproduced, stored and/or transmitted in whole or in part by any manner of electronic, mechanical, photocopying, recording, broadcasting or otherwise now known or herein after developed without the previous express consent by the copyright owner, except for reproduction in daily press and regular printed publications on sale to the public within 60 days of the event related to those data/results and always provided that copyright symbol appears together as follows below.

© DORNA, 2024



MOTUL TT ASSEN
Warm Up

Chronological Analysis of Performances

27

* Lap / Sector time cancelled T1 Time from finish line to 1st intermediate T3 Time from 2nd intermed. to 3rd intermed.
P Crossing the finish line in pit lane T2 Time from 1st intermed. to 2nd intermed. T4 Time from 3rd intermediate to finish line
**Tyre data subject to further updates

Lap	Lap Time	T1	T2	T3	T4	Speed	Lap	Lap Time	T1	T2	T3	T4	Speed	
1st	49	Fabio DI GIANNANTONI DUCATI ITA						3	1'33.388	30.921	13.894	27.186	21.387	307.5
		Pertamina Enduro VR46 Racing Team						4	1'32.451	30.507	13.649	27.060	21.235	309.0
		Runs=1	Total laps=7	Full laps=6	Valid laps=6		5	1'44.047	37.173	14.328	30.504	22.042	302.2	
Run #	1	Front Tyre	Slick-Soft	Rear Tyre	Slick-Medium		6	1'32.359	30.430	13.619	27.057	21.253	307.5	
		5 Laps at start				New Tyre	7	1'48.746 *	41.455	15.522	28.763	23.006*	271.3	
1	2'07.536	30.750	14.594	27.910	21.987	300.7								
2	1'33.792	30.831	14.052	27.365	21.544	304.4								
3	1'33.021	30.525	13.890	27.255	21.351	306.7								
4	1'32.442	30.395	13.785	27.033	21.229	306.7								
5	1'35.220	30.380	13.720	28.206	22.914	307.5								
6	1'32.309	30.429	13.715	26.950	21.215	309.0								
7	1'42.451	38.312	14.388	27.765	21.986	301.4								
5th	89	Jorge MARTIN DUCATI SPA												
		Prima Pramac Racing												
		Runs=1	Total laps=7	Full laps=6	Valid laps=6									
Run #	1	Front Tyre	Slick-Medium	Rear Tyre	Slick-Medium									
		New Tyre				New Tyre								
1	2'12.214	32.143	15.405	28.872	22.422	294.2								
2	1'34.397	30.994	14.154	27.472	21.777	305.2								
3	1'33.238	30.646	13.813	27.247	21.532	306.0								
4	1'33.074	30.724	13.892	27.103	21.355	305.2								
5	1'32.659	30.440	13.697	27.102	21.420	306.0								
6	1'33.176	30.520	13.712	27.048	21.896	309.8								
7	1'32.495	30.546	13.721	27.018	21.210	309.0								
6th	23	Enea BASTIANINI DUCATI ITA												
		Ducati Lenovo Team												
		Runs=1	Total laps=7	Full laps=6	Valid laps=6									
Run #	1	Front Tyre	Slick-Soft	Rear Tyre	Slick-Medium									
		5 Laps at start				New Tyre								
1	2'02.134	31.872	14.678	28.485	22.005	302.2								
2	1'34.758	31.282	14.058	27.699	21.719	306.7								
3	1'33.681	30.872	13.950	27.250	21.609	308.3								
4	1'33.559	30.749	13.962	27.339	21.509	309.0								
5	1'37.743	30.490	13.751	30.113	23.389	311.4								
6	1'32.872	30.668	13.777	27.092	21.335	310.6								
7	1'32.507	30.555	13.634	27.043	21.275	311.4								
7th	72	Marco BEZZECCHI DUCATI ITA												
		Pertamina Enduro VR46 Racing Team												
		Runs=1	Total laps=7	Full laps=6	Valid laps=6									
Run #	1	Front Tyre	Slick-Medium	Rear Tyre	Slick-Medium									
		New Tyre				New Tyre								
1	1'55.659	31.650	15.235	28.952	22.383	302.9								
2	1'34.708	31.220	14.206	27.579	21.703	311.4								
3	1'33.523	30.940	13.813	27.265	21.505	309.8								
4	1'32.575	30.412	13.712	27.056	21.395	311.4								
5	1'43.903	35.838	14.121	30.628	23.316	312.2								
6	1'33.185	30.561	13.776	27.180	21.668	310.6								
7	1'32.522	30.246	13.718	26.975	21.583	309.0								
4th	1	Francesco BAGNAIA DUCATI ITA												
		Ducati Lenovo Team												
		Runs=1	Total laps=7	Full laps=6	Valid laps=5									
Run #	1	Front Tyre	Slick-Medium	Rear Tyre	Slick-Medium									
		5 Laps at start				New Tyre								
1	1'55.397	30.786	14.826	28.649	22.267	306.7								
2	1'34.648	31.207	14.139	27.457	21.845	308.3								

Fastest Lap: Fabio DI GIANNANTONIO Pertamina Enduro VR ITA **1'32.309** 30.429 13.715 26.950 21.215

These data/results cannot be reproduced, stored and/or transmitted in whole or in part by any manner of electronic, mechanical, photocopying, recording, broadcasting or otherwise now known or herein after developed without the previous express consent by the copyright owner, except for reproduction in daily press and regular printed publications on sale to the public within 60 days of the event related to those data/results and always provided that copyright symbol appears together as follows below.
© DORNA, 2024



Warm Up

MotoGP

Lap	Lap Time	T1	T2	T3	T4	Speed	Lap	Lap Time	T1	T2	T3	T4	Speed	
6	1'33.288	30.769	13.824	27.178	21.517	309.8	21st 37	Augusto FERNANDEZ Red Bull GASGAS Tech3	KTM	SPA	Runs=1	Total laps=7	Full laps=6	Valid laps=4
7	1'38.405 *	30.625	13.988	28.867	24.925*	306.0								

17th 42		Alex RINS					YAMAHA		SPA
		Monster Energy Yamaha MotoGP Team							
		Runs=1	Total laps=7	Full laps=6	Valid laps=6				
Run #	1	Front Tyre	Slick-Soft	Rear Tyre	Slick-Medium				
		New Tyre		New Tyre					
1	1'48.526	31.570	15.106	28.501	22.155	296.3			
2	1'34.464	31.151	14.082	27.522	21.709	305.2			
3	1'33.512	30.846	13.868	27.232	21.566	308.3			
4	1'33.301	30.625	13.784	27.158	21.734	309.0			
5	1'33.658	30.774	13.823	27.380	21.681	308.3			
6	1'33.572	30.762	13.872	27.288	21.650	305.2			
7	1'33.416	30.677	13.879	27.378	21.482	303.7			

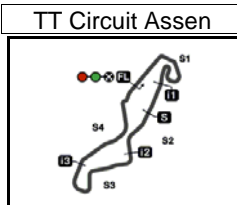
18th 36		Joan MIR					HONDA		SPA
		Repsol Honda Team							
		Runs=1	Total laps=7	Full laps=6	Valid laps=4				
Run #	1	Front Tyre	Slick-Soft	Rear Tyre	Slick-Medium				
		10 Laps at start		New Tyre					
1	1'46.946	31.700	15.143	29.304	23.020	295.6			
2	1'35.187 *	31.280	14.256	27.739	21.912*	302.9			
3	1'34.038 *	30.848	14.028	27.294	21.868*	306.0			
4	1'33.486	30.604	13.861	27.252	21.769	306.7			
5	1'33.303	30.526	13.853	27.236	21.688	306.7			
6	1'45.113	40.162	14.830	28.024	22.097	292.8			
7	1'52.253	30.539	14.001	44.031	23.682	301.4			

19th 30		Takaaki NAKAGAMI					HONDA		JPN
		IDEMITSU Honda LCR							
		Runs=1	Total laps=7	Full laps=6	Valid laps=4				
Run #	1	Front Tyre	Slick-Soft	Rear Tyre	Slick-Medium				
		9 Laps at start		New Tyre					
1	1'47.397	32.416	15.199	29.471	22.674	295.6			
2	1'35.265	31.408	14.168	27.641	22.048	302.9			
3	1'35.407 *	31.639	14.027	27.686	22.055*	306.0			
4	1'33.541 *	30.769	13.908	27.241	21.623*	303.7			
5	1'33.462	30.875	13.836	27.144	21.607	303.7			
6	1'33.643	30.766	13.939	27.251	21.687	301.4			
7	1'33.469	30.758	13.966	27.223	21.522	300.7			

20th 10		Luca MARINI					HONDA		ITA
		Repsol Honda Team							
		Runs=2	Total laps=6	Full laps=4	Valid laps=3				
Run #	1	Front Tyre	Slick-Medium	Rear Tyre	Slick-Soft				
		7 Laps at start		4 Laps at start					
1	1'52.581 P	33.380	15.624	29.052	29.343	297.8			
Run #	2	Front Tyre	Slick-Soft	Rear Tyre	Slick-Medium				
		9 Laps at start		New Tyre					
2	2'04.507	31.303	15.292	28.603	22.526	297.0			
3	1'38.572	31.407	14.613	29.169	23.383	301.4			
4	1'34.393 *	31.051	14.047	27.489	21.806*	303.7			
5	1'33.888	30.747	14.034	27.265	21.842	303.7			
6	1'33.757	30.721	13.988	27.242	21.806	303.7			

Fastest Lap:	Fabio DI GIANNANTONIO	Pertamina Enduro VR	ITA	1'32.309	30.429	13.715	26.950	21.215
---------------------	-----------------------	---------------------	-----	----------	--------	--------	--------	--------

These data/results cannot be reproduced, stored and/or transmitted in whole or in part by any manner of electronic, mechanical, photocopying, recording, broadcasting or otherwise now known or herein after developed without the previous express consent by the copyright owner, except for reproduction in daily press and regular printed publications on sale to the public within 60 days of the event related to those data/results and always provided that copyright symbol appears together as follows below.
© DORNA, 2024



4542 m.

MOTUL TT ASSEN

Official Starting Grid

Race : 26 laps = 118.092 km

28



1	1 1'30.540 1 Francesco BAGNAIA Ducati	2 1'30.951 12 Maverick VIÑALES Aprilia	3 1'30.979 73 Alex MARQUEZ Ducati
2	4 1'31.274 49 Fabio DI GIANNANTONIO Ducati	5 1'30.621 89 Jorge MARTIN Ducati	6 1'31.378 93 Marc MARQUEZ Ducati
3	7 1'31.405 21 Franco MORBIDELLI Ducati	8 1'31.479 33 Brad BINDER KTM	9 1'31.482 31 Pedro ACOSTA KTM
4	10 1'31.628 23 Enea BASTIANINI Ducati	11 1'31.928 25 Raul FERNANDEZ Aprilia	12 1'31.620 20 Fabio QUARTARARO Yamaha
5	13 1'31.903 43 Jack MILLER KTM	14 1'31.997 72 Marco BEZZECCHI Ducati	15 1'32.108 42 Alex RINS Yamaha
6	16 1'32.123 88 Miguel OLIVEIRA Aprilia	17 1'32.260 5 Johann ZARCO Honda	18 1'32.497 36 Joan MIR Honda
7	19 1'32.627 10 Luca MARINI Honda	20 1'32.669 37 Augusto FERNANDEZ KTM	21 1'33.030 30 Takaaki NAKAGAMI Honda

FIM MotoGP Stewards grid penalty for rider #89

The results are provisional until the end of the limit for protest and appeals and until the ratification of the Event Management Committee.

Time limit for protest expires 60' at the latest after publication of the results - Time:

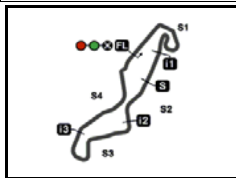
These data/results cannot be reproduced, stored and/or transmitted in whole or in part by any manner of electronic, mechanical, photocopying, recording, broadcasting or otherwise now known or herein after developed without the previous express consent by the copyright owner, except for reproduction in daily press and regular printed publications on sale to the public within 60 days of the event related to those data/results and always provided that copyright symbol appears together as follows below.

© DORNA, 2024

Official MotoGP Timing by TISSOT
www.motogp.com



Assen, Sunday, June 30, 2024



4542 m.

MOTUL TT ASSEN

Warm Up

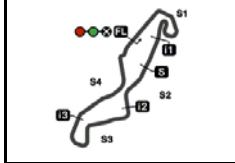
Best Partial Times

MotoGP™

IT Ideal Lap Time, sum of the best partial times*BT* Best Lap Time

<i>T1</i>		<i>T2</i>		<i>T3</i>		<i>T4</i>				<i>IT</i>	<i>BT</i>	
<i>Pos</i>	<i>Rider</i>	<i>Time</i>	<i>Rider</i>	<i>Time</i>	<i>Rider</i>	<i>Time</i>	<i>Rider</i>	<i>Time</i>	<i>Pos</i>	<i>Rider</i>	<i>IT</i>	<i>BT</i>
1	M.BEZZECCHI	30.246	M.MARQUEZ	13.595	F.DI GIANNANTO	26.950	M.MARQUEZ	21.193	1	M.MARQUEZ	1'32.183	1'32.313 (2)
2	F.MORBIDELLI	30.324	F.BAGNAIA	13.619	M.BEZZECCHI	26.975	J.MARTIN	21.210	2	F.DI GIANNAN	1'32.260	1'32.309 (1)
3	M.VIÑALES	30.355	M.VIÑALES	13.624	M.MARQUEZ	26.983	F.DI GIANNANTO	21.215	3	M.VIÑALES	1'32.267	1'32.325 (3)
4	DI GIANNANTO	30.380	E.BASTIANINI	13.634	M.VIÑALES	26.989	F.BAGNAIA	21.235	4	M.BEZZECCHI	1'32.328	1'32.522 (7)
5	M.MARQUEZ	30.412	A.MARQUEZ	13.669	F.MORBIDELLI	26.996	E.BASTIANINI	21.275	5	F.BAGNAIA	1'32.341	1'32.359 (4)
6	J.MILLER	30.422	P.ACOSTA	13.693	P.ACOSTA	27.009	M.VIÑALES	21.299	6	J.MARTIN	1'32.365	1'32.495 (5)
7	F.BAGNAIA	30.430	J.MARTIN	13.697	J.MARTIN	27.018	F.QUARTARARO	21.359	7	E.BASTIANINI	1'32.442	1'32.507 (6)
8	J.MARTIN	30.440	M.BEZZECCHI	13.712	E.BASTIANINI	27.043	M.BEZZECCHI	21.395	8	F.MORBIDELLI	1'32.518	1'32.678 (8)
9	F.QUARTARARO	30.488	F.DI GIANNANTO	13.715	F.BAGNAIA	27.057	A.MARQUEZ	21.403	9	P.ACOSTA	1'32.667	1'32.777 (10)
10	E.BASTIANINI	30.490	R.FERNANDEZ	13.743	B.BINDER	27.071	F.MORBIDELLI	21.410	10	A.MARQUEZ	1'32.673	1'32.775 (9)
11	A.MARQUEZ	30.499	F.QUARTARARO	13.769	F.QUARTARARO	27.095	P.ACOSTA	21.434	11	F.QUARTARAR	1'32.711	1'32.810 (11)
12	J.MIR	30.526	B.BINDER	13.769	A.MARQUEZ	27.102	R.FERNANDEZ	21.439	12	B.BINDER	1'32.863	1'32.900 (12)
13	P.ACOSTA	30.531	A.RINS	13.784	J.ZARCO	27.103	A.RINS	21.482	13	J.MILLER	1'32.904	1'32.904 (13)
14	B.BINDER	30.538	F.MORBIDELLI	13.788	J.MILLER	27.143	B.BINDER	21.485	14	R.FERNANDEZ	1'32.938	1'33.114 (14)
15	R.FERNANDEZ	30.570	J.MILLER	13.815	T.NAKAGAMI	27.144	M.OLIVEIRA	21.517	15	A.RINS	1'33.049	1'33.301 (17)
16	J.ZARCO	30.575	M.OLIVEIRA	13.824	A.RINS	27.158	T.NAKAGAMI	21.522	16	J.ZARCO	1'33.126	1'33.255 (15)
17	A.RINS	30.625	T.NAKAGAMI	13.836	M.OLIVEIRA	27.178	J.MILLER	21.524	17	M.OLIVEIRA	1'33.144	1'33.288 (16)
18	M.OLIVEIRA	30.625	J.MIR	13.853	R.FERNANDEZ	27.186	J.ZARCO	21.574	18	T.NAKAGAMI	1'33.260	1'33.462 (19)
19	L.MARINI	30.721	J.ZARCO	13.874	J.MIR	27.236	J.MIR	21.688	19	J.MIR	1'33.303	1'33.303 (18)
20	A.FERNANDEZ	30.741	L.MARINI	13.988	L.MARINI	27.242	L.MARINI	21.806	20	L.MARINI	1'33.757	1'33.757 (20)
21	T.NAKAGAMI	30.758	A.FERNANDEZ	13.989	A.FERNANDEZ	27.368	A.FERNANDEZ	21.827	21	A.FERNANDEZ	1'33.925	1'34.090 (21)

These data/results cannot be reproduced, stored and/or transmitted in whole or in part by any manner of electronic, mechanical, photocopying, recording, broadcasting or otherwise now known or herein after developed without the previous express consent by the copyright owner, except for reproduction in daily press and regular printed publications on sale to the public within 60 days of the event related to those data/results and always provided that copyright symbol appears together as follows below.
© DORNA, 2024



4542 m.

MOTUL TT ASSEN**Warm Up****Fastest Laps Sequence**

<i>Practice Time</i>	 <i>Rider</i>	<i>Nation</i>	<i>Motorcycle</i>	<i>Time</i>	<i>Km/h</i>	<i>Rider's Lap</i>
3'18.082	21 Franco MORBIDELLI	ITA	DUCATI	1'35.852	170.5	2
3'20.270	43 Jack MILLER	AUS	KTM	1'35.381	171.4	2
3'21.769	73 Alex MARQUEZ	SPA	DUCATI	1'35.204	171.7	2
3'22.482	12 Maverick VIÑALES	SPA	APRILIA	1'34.436	173.1	2
3'31.352	93 Marc MARQUEZ	SPA	DUCATI	1'34.014	173.9	2
3'41.328	49 Fabio DI GIANNANTONI	ITA	DUCATI	1'33.792	174.3	2
4'55.397	73 Alex MARQUEZ	SPA	DUCATI	1'33.628	174.6	3
4'56.038	12 Maverick VIÑALES	SPA	APRILIA	1'33.556	174.7	3
4'56.502	42 Alex RINS	SPA	YAMAHA	1'33.512	174.8	3
5'03.433	1 Francesco BAGNAIA	ITA	DUCATI	1'33.388	175.0	3
5'14.349	49 Fabio DI GIANNANTONI	ITA	DUCATI	1'33.021	175.7	3
6'28.738	12 Maverick VIÑALES	SPA	APRILIA	1'32.700	176.3	4
6'35.884	1 Francesco BAGNAIA	ITA	DUCATI	1'32.451	176.8	4
6'37.552	93 Marc MARQUEZ	SPA	DUCATI	1'32.313	177.1	4
9'54.320	49 Fabio DI GIANNANTONI	ITA	DUCATI	1'32.309	177.1	6

These data/results cannot be reproduced, stored and/or transmitted in whole or in part by any manner of electronic, mechanical, photocopying, recording, broadcasting or otherwise now known or herein after developed without the previous express consent by the copyright owner, except for reproduction in daily press and regular printed publications on sale to the public within 60 days of the event related to those data/results and always provided that copyright symbol appears together as follows below.

© DORNA, 2024