

## MOTUL TT ASSEN

## Race

Classification after 20 laps = 90.84 km

29

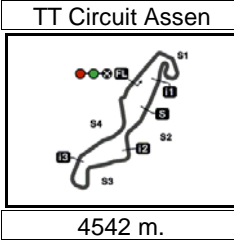
Pos		Rider	Nation	Team	Motorcycle	Total Time	Km/h	Gap
1	25	48 Ivan ORTOLA	SPA	MT Helmets - MSI	KTM	<b>33'45.971</b>	161.4	
2	20	95 Collin VEIJER	NED	Liqui Moly Husqvarna Intact GP	HUSQVARNA	<b>33'45.983</b>	161.4	0.012
3	16	64 David MUÑOZ	SPA	BOE Motorsports	KTM	<b>33'48.168</b>	161.2	2.197
4	13	99 Jose Antonio RUEDA	SPA	Red Bull KTM Ajo	KTM	<b>33'48.401</b>	161.2	2.430
5	11	80 David ALONSO	COL	CFMOTO Gaviota Aspar Team	CFMOTO	<b>33'48.431</b>	161.2	2.460
6	10	58 Luca LUNETTA	ITA	SIC58 Squadra Corse	HONDA	<b>33'48.458</b>	161.2	2.487
7	9	31 Adrian FERNANDEZ	SPA	Leopard Racing	HONDA	<b>33'48.502</b>	161.2	2.531
8	8	36 Angel PIQUERAS	SPA	Leopard Racing	HONDA	<b>33'48.660</b>	161.2	2.689
9	7	82 Stefano NEPA	ITA	LEVELUP - MTA	KTM	<b>33'48.848</b>	161.1	2.877
10	6	6 Ryusei YAMANAKA	JPN	MT Helmets - MSI	KTM	<b>33'48.903</b>	161.1	2.932
11	5	96 Daniel HOLGADO	SPA	Red Bull GASGAS Tech3	GASGAS	<b>33'51.038</b>	161.0	5.067
12	4	66 Joel KELSO	AUS	BOE Motorsports	KTM	<b>33'55.391</b>	160.6	9.420
13	3	72 Taiyo FURUSATO	JPN	Honda Team Asia	HONDA	<b>34'05.987</b>	159.8	20.016
14	2	12 Jacob ROULSTONE	AUS	Red Bull GASGAS Tech3	GASGAS	<b>34'13.839</b>	159.2	27.868
15	1	78 Joel ESTEBAN	SPA	CFMOTO Gaviota Aspar Team	CFMOTO	<b>34'13.911</b>	159.2	27.940
16		10 Nicola CARRARO	ITA	LEVELUP - MTA	KTM	<b>34'14.111</b>	159.2	28.140
17		19 Scott OGDEN	GBR	MLav Racing	HONDA	<b>34'14.172</b>	159.1	28.201
18		54 Riccardo ROSSI	ITA	CIP Green Power	KTM	<b>34'14.232</b>	159.1	28.261
19		85 Xabi ZURUTUZA	SPA	Red Bull KTM Ajo	KTM	<b>34'17.073</b>	158.9	31.102
20		5 Tatchakorn BUASRI	THA	Honda Team Asia	HONDA	<b>34'18.417</b>	158.8	32.446
21		18 Matteo BERTELLE	ITA	Kopron Rivacold Snipers Team	HONDA	<b>34'19.702</b>	158.7	33.731
22		7 Filippo FARIOLI	ITA	SIC58 Squadra Corse	HONDA	<b>34'19.849</b>	158.7	33.878
23		55 Noah DETTWILER	SWI	CIP Green Power	KTM	<b>34'34.277</b>	157.6	48.306
24		70 Joshua WHATLEY	GBR	MLav Racing	HONDA	<b>34'38.815</b>	157.3	52.844
<b>Not classified</b>								
		22 David ALMANSA	SPA	Kopron Rivacold Snipers Team	HONDA	<b>23'59.473</b>	159.0	6 laps
		24 Tatsuki SUZUKI	JPN	Liqui Moly Husqvarna Intact GP	HUSQVARNA	<b>3'28.869</b>	156.5	18 laps

The results are provisional until the end of the limit for protest and appeals.

Time limit for protest expires 60' after publication of the results - ..... Time: .....

These data/results cannot be reproduced, stored and/or transmitted in whole or in part by any manner of electronic, mechanical, photocopying, recording, broadcasting or otherwise now known or herein after developed without the previous express consent by the copyright owner, except for reproduction in daily press and regular printed publications on sale to the public within 60 days of the event related to those data/results and always provided that copyright symbol appears together as follows below.

© DORNA, 2024



## MOTUL TT ASSEN

## Race

Classification after 20 laps = 90.84 km

29

Pos	Rider	Nation	Team	Motorcycle	Total Time	Km/h	Gap
-----	-------	--------	------	------------	------------	------	-----

Race condition: Dry

Air: 20°  
Humidity: 61%  
Ground: 34°

Pole Position:

Fastest Lap (New record):

Best Race Lap:

All-Time Lap Record:

	Angel PIQUERAS	1'39.746	163.9 Km/h
Lap 3	Adrian FERNANDEZ	1'40.405	162.8 Km/h
2022	John MCPHEE	1'41.190	161.5 Km/h
2024	Collin VEIJER	1'39.703	163.9 Km/h

10:45'00

10:49:47

11:00'00

11:02'45

11:04'15 Joshua WHATLEY11:04'15 Xabi ZURUTUZA11:04'17 Joel ESTEBAN11:04'18 Noah DETTWILER11:04'20 Filippo FARIOLI11:04'20 Nicola CARRARO11:04'22 Matteo BERTELLE

11:05'09 -

11:06'38 Tatsuki SUZUKI

11:07'14 Noah DETTWILER11:07'14 Nicola CARRARO11:09'13 Joshua WHATLEY11:09'13 Filippo FARIOLI11:10'35 Joel ESTEBAN11:10'53 Xabi ZURUTUZA11:12'03 David ALONSO11:14'51 Xabi ZURUTUZA11:17'33 Matteo BERTELLE11:17'50 Stefano NEPA11:18'42 Joel ESTEBAN11:20'39 Xabi ZURUTUZA11:21'46 Jose Antonio RUEDA11:23'37 Daniel HOLGADO11:24'22 David ALMANSA11:25'30 Luca LUNETTA11:25'51 Xabi ZURUTUZA11:26'16 Joshua WHATLEY

11:27'07 David ALMANSA

11:27'36 Joshua WHATLEY11:27'49 Filippo FARIOLI11:33'26 David MUÑOZ

SIGHTING LAP START

All bikes on grid

WARM UP LAP START

RACE START

double long lap penaltylong lap penaltydouble long lap penaltylong lap penaltydouble long lap penaltylong lap penaltydouble long lap penaltyNo jump starts

crashed out - Rider OK

long lap penalty - COMPLETEDlong lap penalty - COMPLETEDdouble long lap penalty - COMPLETEDdouble long lap penalty - COMPLETEDdouble long lap penalty - COMPLETEDlong lap penalty - COMPLETEDto drop 1 position due to overtaking under yellow flagtrack limits warningdouble long lap penalty - COMPLETEDtrack limits warningtrack limits warninglong lap penalty due to exceeding track limittrack limits warningtrack limits warninglong lap penalty due to exceeding track limit at turn 17track limits warninglong lap penalty - COMPLETEDlong lap penalty due to exceeding track limit at turn 17

crashed out - Rider OK

long lap penalty - COMPLETEDtrack limits warningtrack limits warning

The results are provisional until the end of the limit for protest and appeals.

Time limit for protest expires 60' after publication of the results - ..... Time: .....

These data/results cannot be reproduced, stored and/or transmitted in whole or in part by any manner of electronic, mechanical, photocopying, recording, broadcasting or otherwise now known or herein after developed without the previous express consent by the copyright owner, except for reproduction in daily press and regular printed publications on sale to the public within 60 days of the event related to those data/results and always provided that copyright symbol appears together as follows below.

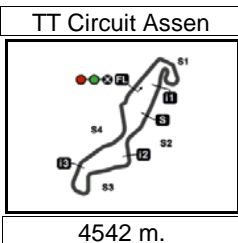
© DORNA, 2024

Official MotoGP Timing by TISSOT  
www.motogp.com

Assen, Sunday, June 30, 2024

Page 2 of 2





Results and timing service provided by TISSOT

# MOTUL TT ASSEN

Moto3™

30

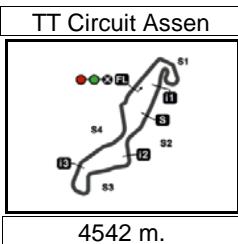
## World Championship Classification

Rider		Points	Leader	Previous	QAT	POR	AME	SPA	FRA	CAT	ITA	NED	GER	GBR	AUT	ARA	RSM	KAZ	INA	JPN	AUS	THA	MAL	VAL	
1 ALONSO David	COL	154			25	13	25	5	25	25	25	11													
2 VEIJER Collin	NED	115	39	39	11	10	-	25	16	13	20	20													
3 HOLGADO Daniel	SPA	111	43	4	20	25	20	9	20	10	2	5													
4 ORTOLA Ivan	SPA	105	49	6	7	16	-	16	11	20	10	25													
5 MUÑOZ David	SPA	76	78	29	0	7	11	20	-	11	11	16													
6 YAMANAKA Ryusei	JPN	62	92	14	-	-	13	13	9	5	16	6													
7 RUEDA Jose Antonio	SPA	58	96	4	-	20	-	-	8	16	1	13													
8 FERNANDEZ Adrian	SPA	54	100	4	-	6	5	10	10	6	8	9													
9 KELSO Joel	AUS	50	104	4	8	11	9	11	3	-	4	4													
10 PIQUERAS Angel	SPA	49	105	1	4	-	16	6	6	4	5	8													
11 ROULSTONE Jacob	AUS	44	110	5	6	5	8	4	4	8	7	2													
12 ESTEBAN Joel	SPA	36	118	8	5	8	7	-	13	2	0	1													
13 NEPA Stefano	ITA	36	118	0	10	9	0	7	0	3	-	7													
14 FURUSATO Taiyo	JPN	34	120	2	16	0	-	0	2	-	13	3													
15 LUNETTA Luca	ITA	34	120	0	1	0	0	0	5	9	9	10													
16 SUZUKI Tatsuki	JPN	31	123	3	9	4	10	0	7	1	-	-													
17 ROSSI Riccardo	ITA	16	138	15	13	-	0	0	-	-	3	0													
18 CARRARO Nicola	ITA	15	139	1	2	1	4	8	0	0	0	0													
19 BERTELLE Matteo	ITA	14	140	1	-	-	6	2	-	0	6	0													
20 FARIOLI Filippo	ITA	11	143	3	-	0	1	3	-	7	0	0													
21 OGDEN Scott	GBR	5	149	6	3	2	-	0	-	0	0	0													
22 ZURUTUZA Xabi	SPA	3	151	2	-	-	3	0	0	0	-	0													

These data/results cannot be reproduced, stored and/or transmitted in whole or in part by any manner of electronic, mechanical, photocopying, recording, broadcasting or otherwise now known or herein after developed without the previous express consent by the copyright owner, except for reproduction in daily press and regular printed publications on sale to the public within 60 days of the event related to those data/results and always provided that copyright symbol appears together as follows below.  
© DORNA, 2024

Official MotoGP Timing by TISSOT  
www.motogp.com





Results and timing service provided by **TISSOT**

# MOTUL TT ASSEN

Moto3™

30

## World Championship Classification

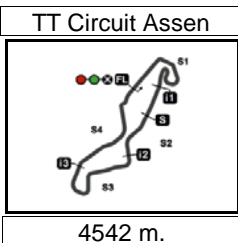
Rider		Points	Leader	Previous	QAT	POR	AME	SPA	FRA	CAT	ITA	NED	GER	GBR	AUT	ARA	RSM	KAZ	INA	JPN	AUS	THA	MAL	VAL
23 PEREZ Vicente	SPA	3	151	0	-	3	-	0	-	-	-	-	-	-	-	-	-	-	-	-	-	-	-	-
24 DETTWILER Noah	SWI	2	152	1	0	0	2	0	0	0	0	0	-	-	-	-	-	-	-	-	-	-	-	-
25 ALMANSA David	SPA	2	152	0	-	-	-	1	1	-	0	-	-	-	-	-	-	-	-	-	-	-	-	-
26 WHATLEY Joshua	GBR	0	154	2	0	0	0	0	0	0	0	0	-	-	-	-	-	-	-	-	-	-	-	-
27 BUASRI Tatchakorn	THA	0	154	0	0	0	-	0	0	0	0	0	-	-	-	-	-	-	-	-	-	-	-	-
28 AL SAHOUTI Hamad	QAT	0	154	0	-	0	-	-	-	-	-	-	-	-	-	-	-	-	-	-	-	-	-	-
29 ADITAMA Arbi	INA	0	154	0	-	-	-	-	-	-	0	-	-	-	-	-	-	-	-	-	-	-	-	-

These data/results cannot be reproduced, stored and/or transmitted in whole or in part by any manner of electronic, mechanical, photocopying, recording, broadcasting or otherwise now known or herein after developed without the previous express consent by the copyright owner, except for reproduction in daily press and regular printed publications on sale to the public within 60 days of the event related to those data/results and always provided that copyright symbol appears together as follows below.  
© DORNA, 2024

Official MotoGP Timing by **TISSOT**  
www.motogp.com

Assen, Sunday, June 30, 2024





Results and timing service provided by **TISSOT**

## MOTUL TT ASSEN

Moto3™

30

## World Championship Classification

Constructor		Points	Leader	Previous	QAT	POR	AME	SPA	FRA	CAT	ITA	NED	GER	GBR	AUT	ARA	RSM	KAZ	INA	JPN	AUS	THA	MAL	VAL
1	<b>CFMOTO</b>	<b>154</b>			25	13	25	5	25	25	25	11												
2	<b>KTM</b>	<b>138</b>	16	16	13	20	13	20	11	20	16	25												
3	<b>HUSQVARNA</b>	<b>125</b>	29	13	11	10	10	25	16	13	20	20												
4	<b>GASGAS</b>	<b>116</b>	38	9	20	25	20	9	20	10	7	5												
5	<b>HONDA</b>	<b>90</b>	64	26	16	6	16	10	10	9	13	10												

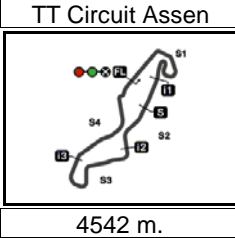
  

Team		Points	Leader	Previous	QAT	POR	AME	SPA	FRA	CAT	ITA	NED	GER	GBR	AUT	ARA	RSM	KAZ	INA	JPN	AUS	THA	MAL	VAL
1	<b>CFMOTO GAVIOTA ASPAR TEAM</b>	<b>190</b>			30	21	32	5	38	27	25	12												
2	<b>MT HELMETS - MSI</b>	<b>167</b>	23	23	7	16	13	29	20	25	26	31												
3	<b>RED BULL GASGAS TECH3</b>	<b>155</b>	35	12	26	30	28	13	24	18	9	7												
4	<b>LIQUI MOLY HUSQVARNA INTACT GP</b>	<b>146</b>	44	9	20	14	10	25	23	14	20	20												
5	<b>BOE MOTORSPORTS</b>	<b>126</b>	64	20	8	18	20	31	3	11	15	20												
6	<b>LEOPARD RACING</b>	<b>103</b>	87	23	4	6	21	16	16	10	13	17												
7	<b>RED BULL KTM AJO</b>	<b>64</b>	126	39	-	23	3	-	8	16	1	13												
8	<b>LEVELUP - MTA</b>	<b>51</b>	139	13	12	10	4	15	-	3	-	7												
9	<b>SIC58 SQUADRA CORSE</b>	<b>45</b>	145	6	1	-	1	3	5	16	9	10												
10	<b>HONDA TEAM ASIA</b>	<b>34</b>	156	11	16	-	-	-	2	-	13	3												
11	<b>CIP GREEN POWER</b>	<b>18</b>	172	16	13	-	2	-	-	-	3	-												
12	<b>KOPRON RIVACOLD SNIPERS TEAM</b>	<b>16</b>	174	2	-	-	6	3	1	-	6	-												
13	<b>MLAV RACING</b>	<b>5</b>	185	11	3	2	-	-	-	-	-	-												

These data/results cannot be reproduced, stored and/or transmitted in whole or in part by any manner of electronic, mechanical, photocopying, recording, broadcasting or otherwise now known or herein after developed without the previous express consent by the copyright owner, except for reproduction in daily press and regular printed publications on sale to the public within 60 days of the event related to those data/results and always provided that copyright symbol appears together as follows below.  
© DORNA, 2024

Official MotoGP Timing by **TISSOT**  
www.motogp.com





**MOTUL TT ASSEN**  
Race  
Lap Chart

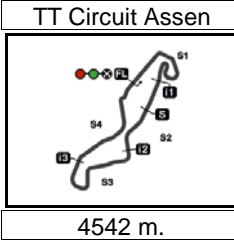
**31**

Pos	1	2	3	4	5	6	7	8	9	10	11	12	13	14	15	16	17	18	19	20	21	22	23	24	25	26
Grid	36	72	95	48	6	82	99	31	78	58	64	24	80	66	96	18	19	22	54	12	85	10	7	70	55	5

	1	2	3	4	5	6	7	8	9	10	11	12	13	14	15	16	17	18	19	20	21	22	23	24	25	26
	48	36	72	95	78	99	64	80	24	96	6	31	58	82	66	18	54	85	22	10	12	19	7	5	70	55
	48	36	72	95	99	64	80	96	24	31	6	58	66	82	54	78	12	22	85	19	10	7	5	55	70	18
	48	72	95	36	64	80	99	31	96	6	66	82	58	12	78	54	85	22	19	5	10	7	55	70	18	
	48	72	95	36	64	31	80	99	96	6	66	58	82	12	78	19	54	85	22	5	10	18	55	7	70	
	48	72	36	64	95	80	99	31	6	96	58	66	82	19	12	22	54	78	85	10	5	7	55	18	70	
	48	72	95	36	80	64	99	31	6	96	58	82	66	19	22	12	54	78	85	10	5	55	7	18	70	
	48	72	95	36	64	99	31	80	6	96	58	82	66	78	22	12	19	54	85	10	5	18	7	55	70	
	48	72	95	36	64	31	80	99	6	96	58	82	66	78	12	22	19	54	85	10	5	18	7	70	55	
	48	72	95	64	31	80	36	99	96	6	58	82	66	12	78	19	22	54	10	85	5	7	70	55	18	
	48	95	72	64	31	80	36	99	6	96	82	58	66	12	78	22	19	54	10	85	5	7	70	55	18	
L	11	95	72	48	64	31	99	80	36	6	96	82	58	66	12	78	19	54	22	10	85	5	7	18	55	70
a	12	95	48	72	31	64	80	96	36	6	99	82	58	66	78	19	12	22	54	85	10	5	7	18	55	70
P	13	95	48	72	31	64	80	36	6	96	99	82	58	66	19	78	12	22	54	85	10	5	7	18	55	70
S	14	95	48	31	64	36	80	72	6	99	58	96	82	66	78	12	19	22	54	10	5	85	7	18	55	70
	15	95	31	80	64	48	36	6	99	58	82	96	66	72	78	12	19	54	10	85	5	18	7	55	70	
	16	95	80	64	31	48	99	36	6	58	82	96	66	72	12	78	19	10	54	85	5	18	7	55	70	
	17	95	80	48	64	99	58	36	82	6	31	96	66	72	10	12	78	19	54	85	5	18	7	55	70	
	18	95	48	80	64	99	58	82	31	36	6	96	66	72	78	10	12	19	54	85	5	18	7	55	70	
	19	95	48	80	64	99	58	31	36	82	6	96	66	72	78	12	10	19	54	85	5	18	7	55	70	
	20	48	95	64	99	80	58	31	36	82	6	96	66	72	12	78	10	19	54	85	5	18	7	55	70	

Winner     Lapped rider

These data/results cannot be reproduced, stored and/or transmitted in whole or in part by any manner of electronic, mechanical, photocopying, recording, broadcasting or otherwise now known or herein after developed without the previous express consent by the copyright owner, except for reproduction in daily press and regular printed publications on sale to the public within 60 days of the event related to those data/results and always provided that copyright symbol appears together as follows below.  
© DORNA, 2024



## MOTUL TT ASSEN

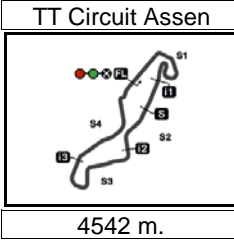
## Race

## Fastest Lap of Each Rider

32

	Rider	Nation	Team	Motorcycle	Time	Lap Total	Gap
1	31 <b>Adrian FERNANDEZ</b>	SPA	Leopard Racing	HONDA	<b>1'40.405</b>	3 20	
2	64 <b>David MUÑOZ</b>	SPA	BOE Motorsports	KTM	<b>1'40.477</b>	2 20	0.072 0.072
3	48 <b>Ivan ORTOLA</b>	SPA	MT Helmets - MSI	KTM	<b>1'40.501</b>	19 20	0.096 0.024
4	99 <b>Jose Antonio RUEDA</b>	SPA	Red Bull KTM Ajo	KTM	<b>1'40.510</b>	2 20	0.105 0.009
5	6 <b>Ryusei YAMANAKA</b>	JPN	MT Helmets - MSI	KTM	<b>1'40.523</b>	8 20	0.118 0.013
6	80 <b>David ALONSO</b>	COL	CFMOTO Gaviota Aspar Team	CFMOTO	<b>1'40.528</b>	8 20	0.123 0.005
7	96 <b>Daniel HOLGADO</b>	SPA	Red Bull GASGAS Tech3	GASGAS	<b>1'40.561</b>	8 20	0.156 0.033
8	36 <b>Angel PIQUERAS</b>	SPA	Leopard Racing	HONDA	<b>1'40.610</b>	2 20	0.205 0.049
9	95 <b>Collin VEIJER</b>	NED	Liqui Moly Husqvarna Intact GP	HUSQVARNA	<b>1'40.633</b>	3 20	0.228 0.023
10	72 <b>Taiyo FURUSATO</b>	JPN	Honda Team Asia	HONDA	<b>1'40.658</b>	3 20	0.253 0.025
11	58 <b>Luca LUNETTA</b>	ITA	SIC58 Squadra Corse	HONDA	<b>1'40.692</b>	5 20	0.287 0.034
12	66 <b>Joel KELSO</b>	AUS	BOE Motorsports	KTM	<b>1'40.702</b>	3 20	0.297 0.010
13	82 <b>Stefano NEPA</b>	ITA	LEVELUP - MTA	KTM	<b>1'40.711</b>	16 20	0.306 0.009
14	24 <b>Tatsuki SUZUKI</b>	JPN	Liqui Moly Husqvarna Intact GP	HUSQVARNA	<b>1'40.861</b>	2 2	0.456 0.150
15	19 <b>Scott OGDEN</b>	GBR	MLav Racing	HONDA	<b>1'41.373</b>	2 20	0.968 0.512
16	12 <b>Jacob ROULSTONE</b>	AUS	Red Bull GASGAS Tech3	GASGAS	<b>1'41.397</b>	2 20	0.992 0.024
17	18 <b>Matteo BERTELLE</b>	ITA	Kopron Rivacold Snipers Team	HONDA	<b>1'41.443</b>	11 20	1.038 0.046
18	7 <b>Filippo FARIOLI</b>	ITA	SIC58 Squadra Corse	HONDA	<b>1'41.605</b>	17 20	1.200 0.162
19	78 <b>Joel ESTEBAN</b>	SPA	CFMOTO Gaviota Aspar Team	CFMOTO	<b>1'41.675</b>	6 20	1.270 0.070
20	10 <b>Nicola CARRARO</b>	ITA	LEVELUP - MTA	KTM	<b>1'41.686</b>	5 20	1.281 0.011
21	22 <b>David ALMANSA</b>	SPA	Kopron Rivacold Snipers Team	HONDA	<b>1'41.781</b>	5 14	1.376 0.095
22	85 <b>Xabi ZURUTUZA</b>	SPA	Red Bull KTM Ajo	KTM	<b>1'41.845</b>	13 20	1.440 0.064
23	54 <b>Riccardo ROSSI</b>	ITA	CIP Green Power	KTM	<b>1'41.902</b>	2 20	1.497 0.057
24	5 <b>Tatchakorn BUASRI</b>	THA	Honda Team Asia	HONDA	<b>1'41.972</b>	6 20	1.567 0.070
25	55 <b>Noah DETTWILER</b>	SWI	CIP Green Power	KTM	<b>1'42.201</b>	12 20	1.796 0.229
26	70 <b>Joshua WHATLEY</b>	GBR	MLav Racing	HONDA	<b>1'42.347</b>	7 20	1.942 0.146

These data/results cannot be reproduced, stored and/or transmitted in whole or in part by any manner of electronic, mechanical, photocopying, recording, broadcasting or otherwise now known or herein after developed without the previous express consent by the copyright owner, except for reproduction in daily press and regular printed publications on sale to the public within 60 days of the event related to those data/results and always provided that copyright symbol appears together as follows below.  
© DORNA, 2024

**MOTUL TT ASSEN**

After the Race

**Event Best Maximum Speed****33**

Rider	Nation Team	Motorcycle	Km/h
96 Daniel HOLGADO	SPA Red Bull GASGAS Tech3	GASGAS	<b>222.9</b> Race
99 Jose Antonio RUEDA	SPA Red Bull KTM Ajo	KTM	<b>222.5</b> Race
36 Angel PIQUERAS	SPA Leopard Racing	HONDA	<b>221.7</b> Race
82 Stefano NEPA	ITA LEVELUP - MTA	KTM	<b>221.7</b> Race
6 Ryusei YAMANAKA	JPN MT Helmets - MSI	KTM	<b>221.3</b> Race
80 David ALONSO	COL CFMOTO Gaviota Aspar Team	CFMOTO	<b>221.3</b> Race
24 Tatsuki SUZUKI	JPN Liqui Moly Husqvarna Intact GP	HUSQVARNA	<b>220.9</b> Race
10 Nicola CARRARO	ITA LEVELUP - MTA	KTM	<b>220.9</b> Qualifying Nr. 1
58 Luca LUNETTA	ITA SIC58 Squadra Corse	HONDA	<b>220.9</b> Race
85 Xabi ZURUTUZA	SPA Red Bull KTM Ajo	KTM	<b>220.9</b> Race
66 Joel KELSO	AUS BOE Motorsports	KTM	<b>220.5</b> Race
31 Adrian FERNANDEZ	SPA Leopard Racing	HONDA	<b>220.5</b> Race
54 Riccardo ROSSI	ITA CIP Green Power	KTM	<b>220.5</b> Race
48 Ivan ORTOLA	SPA MT Helmets - MSI	KTM	<b>219.7</b> Race
72 Taiyo FURUSATO	JPN Honda Team Asia	HONDA	<b>219.7</b> Race
64 David MUÑOZ	SPA BOE Motorsports	KTM	<b>219.7</b> Race
95 Collin VEIJER	NED Liqui Moly Husqvarna Intact GP	HUSQVARNA	<b>219.3</b> Race
22 David ALMANSA	SPA Kopron Rivacold Snipers Team	HONDA	<b>219.3</b> Race
18 Matteo BERTELLE	ITA Kopron Rivacold Snipers Team	HONDA	<b>219.3</b> Practice Nr. 2
55 Noah DETTWILER	SWI CIP Green Power	KTM	<b>218.9</b> Race
12 Jacob ROULSTONE	AUS Red Bull GASGAS Tech3	GASGAS	<b>218.9</b> Race
5 Tatchakorn BUASRI	THA Honda Team Asia	HONDA	<b>218.9</b> Qualifying Nr. 1
78 Joel ESTEBAN	SPA CFMOTO Gaviota Aspar Team	CFMOTO	<b>218.5</b> Race
19 Scott OGDEN	GBR MLav Racing	HONDA	<b>217.7</b> Race
7 Filippo FARIOLI	ITA SIC58 Squadra Corse	HONDA	<b>217.4</b> Practice Nr. 2
70 Joshua WHATLEY	GBR MLav Racing	HONDA	<b>216.2</b> Qualifying Nr. 1

These data/results cannot be reproduced, stored and/or transmitted in whole or in part by any manner of electronic, mechanical, photocopying, recording, broadcasting or otherwise now known or herein after developed without the previous express consent by the copyright owner, except for reproduction in daily press and regular printed publications on sale to the public within 60 days of the event related to those data/results and always provided that copyright symbol appears together as follows below.

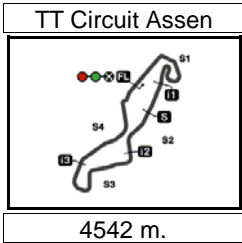
© DORNA, 2024

Official MotoGP Timing by TISSOT  
www.motogp.com



Assen, Sunday, June 30, 2024





MOTUL TT ASSEN

Race

Chronological Analysis of Performances

34

\* Lap / Sector time cancelled      T1 Time from finish line to 1st intermediate      T3 Time from 2nd intermed. to 3rd intermed.  
P Crossing the finish line in pit lane      T2 Time from 1st intermed. to 2nd intermed.      T4 Time from 3rd intermediate to finish line

Lap	Lap Time	T1	T2	T3	T4	Speed	Lap	Lap Time	T1	T2	T3	T4	Speed		
<b>1st</b>	<b>48</b>	<b>Ivan ORTOLA</b> MT Helmets - MSI SPA						<b>3rd</b>	<b>64</b>	<b>David MUÑOZ</b> BOE Motorsports SPA					
		Runs=1	Total laps=20	Full laps=19	Valid laps=18				Runs=1	Total laps=20	Full laps=19	Valid laps=16			
1	1'46.393	38.415	16.050	28.467	23.461	217.0	1	1'47.719	39.625	15.902	28.795	23.397	218.5		
2	<b>1'40.784</b>	32.720	15.999	28.489	23.576	213.9	2	<b>1'40.477</b>	32.936	15.729	28.598	<b>23.214</b>	218.5		
3	<b>1'40.973</b>	32.752	15.978	28.662	23.581	214.7	3	<b>1'40.963</b>	32.981	15.787	28.633	23.562	218.5		
4	<b>1'40.735</b>	32.807	15.970	28.496	23.462	213.6	4	1'40.537 *	32.812	15.778	28.567*	23.380	217.7		
5	<b>1'40.876</b>	32.701	16.032	28.627	23.516	213.6	5	<b>1'40.891</b>	32.780	15.806	28.701	23.604	217.7		
6	<b>1'41.014</b>	32.876	16.040	28.587	23.511	213.6	6	<b>1'41.411</b>	33.193	15.812	28.749	23.657	219.3		
7	<b>1'41.007</b>	32.795	16.024	28.624	23.564	213.9	7	<b>1'40.808</b>	33.038	15.851	28.656	23.263	217.7		
8	<b>1'41.012</b>	32.849	16.066	28.567	23.530	212.8	8	<b>1'40.835</b>	32.997	15.854	28.602	23.382	218.9		
9	<b>1'40.997</b>	32.953	15.988	28.538	23.518	214.7	9	<b>1'40.737</b>	32.778	15.785	28.625	23.549	219.3		
10	<b>1'41.236</b>	32.859	16.055	28.577	23.745	213.6	10	<b>1'41.035</b>	33.091	15.800	<b>28.514</b>	23.630	218.5		
11	<b>1'42.002</b>	32.980	16.051	28.821	24.150	213.2	11	<b>1'41.725</b>	33.457	15.786	28.769	23.713	<b>219.7</b>		
12	<b>1'41.221</b>	33.216	15.970	28.560	23.475	214.7	12	<b>1'41.394</b>	33.020	15.837	28.689	23.848	218.5		
13	<b>1'41.209</b>	33.004	15.860	28.909	23.436	217.0	13	1'41.326 *	33.023	15.774	28.868	23.661*	218.5		
14	<b>1'41.246</b>	33.006	15.916	28.715	23.609	215.8	14	<b>1'41.175</b>	33.186	15.776	28.692	23.521	218.1		
15	<b>1'41.643</b>	32.989	15.910	28.690	24.054	216.2	15	<b>1'41.190</b>	33.083	15.797	28.600	23.710	218.5		
16	<b>1'41.270</b>	33.269	<b>15.759</b>	28.688	23.554	<b>219.7</b>	16	<b>1'41.061</b>	33.222	<b>15.697</b>	28.688	23.454	219.7		
17	<b>1'40.633</b>	32.918	15.788	28.698	<b>23.229</b>	217.7	17	<b>1'41.031</b>	32.909	15.775	29.003	23.344	218.5		
18	1'40.619 *	<b>32.581</b>	15.894	28.658*	23.486	213.9	18	1'41.058 *	<b>32.748</b>	15.871	28.687*	23.752	218.9		
19	<b>1'40.501</b>	32.664	16.018	<b>28.430</b>	23.389	214.3	19	<b>1'41.276</b>	32.946	15.781	28.832	23.717	219.3		
20	<b>1'40.600</b>	32.742	15.858	28.611	23.389	216.6	20	<b>1'41.519</b>	33.076	15.877	28.879	23.687	218.9		
<b>2nd</b>							<b>4th</b>								
<b>95</b>	<b>Collin VEIJER</b> Liqui Moly Husqvarna NED						<b>99</b>	<b>Jose Antonio RUED</b> Red Bull KTM Ajo SPA							
		Runs=1	Total laps=20	Full laps=19	Valid laps=18				Runs=1	Total laps=20	Full laps=19	Valid laps=17			
1	1'47.246	39.021	16.014	28.733	23.478	<b>219.3</b>	1	1'47.518	39.239	15.999	28.710	23.570	220.1		
2	<b>1'40.705</b>	32.967	15.917	28.554	<b>23.267</b>	216.2	2	<b>1'40.510</b>	32.853	15.900	28.502	<b>23.255</b>	217.7		
3	<b>1'40.633</b>	32.839	<b>15.800</b>	<b>28.493</b>	23.501	217.0	3	<b>1'41.257</b>	33.224	15.897	28.535	23.601	217.7		
4	<b>1'40.807</b>	32.934	15.862	28.499	23.512	216.2	4	1'41.033 *	32.938	15.877	28.602*	23.616	217.7		
5	<b>1'41.230</b>	32.783	15.924	28.747	23.776	216.2	5	<b>1'40.953</b>	33.124	15.840	28.518	23.471	219.3		
6	<b>1'41.081</b>	33.030	15.878	28.661	23.512	217.4	6	<b>1'40.832</b>	32.789	15.868	28.629	23.546	220.1		
7	1'40.809 *	32.812	15.899	28.623	23.475*	215.4	7	<b>1'40.886</b>	33.112	15.853	28.534	23.387	218.1		
8	<b>1'40.684</b>	32.787	15.900	28.554	23.443	214.3	8	<b>1'41.031</b>	<b>32.716</b>	16.140	28.671	23.504	216.6		
9	<b>1'41.053</b>	32.955	15.858	28.545	23.695	217.0	9	<b>1'40.914</b>	32.945	15.876	<b>28.367</b>	23.726	219.7		
10	<b>1'40.929</b>	32.902	15.874	28.500	23.653	215.1	10	<b>1'40.912</b>	33.052	<b>15.831</b>	28.450	23.579	220.5		
11	<b>1'41.576</b>	33.059	16.018	28.759	23.740	215.4	11	1'41.540 *	33.178	16.010	28.617*	23.735*	219.3		
12	<b>1'41.270</b>	33.055	15.947	28.715	23.553	215.1	12	<b>1'41.797</b>	33.683	15.840	28.521	23.753	<b>222.5</b>		
13	<b>1'41.255</b>	33.018	15.920	28.651	23.666	215.8	13	<b>1'41.153</b>	33.273	15.897	28.485	23.498	219.3		
14	<b>1'41.335</b>	32.983	15.993	28.641	23.718	214.7	14	<b>1'41.485</b>	33.500	15.890	28.684	23.411	219.7		
15	<b>1'41.067</b>	32.897	15.912	28.632	23.626	215.4	15	<b>1'41.133</b>	32.969	15.867	28.656	23.641	220.9		
16	<b>1'40.903</b>	32.897	15.900	28.534	23.572	215.8	16	<b>1'40.845</b>	32.971	15.936	28.389	23.549	221.3		
17	<b>1'40.757</b>	<b>32.747</b>	15.805	28.589	23.616	215.4	17	<b>1'40.819</b>	32.950	15.852	28.668	23.349	219.7		
18	<b>1'40.683</b>	32.808	15.881	28.497	23.497	214.3	18	<b>1'41.111</b>	32.721	15.908	28.464	24.018	217.4		
19	<b>1'40.992</b>	32.872	15.893	28.581	23.646	214.3	19	<b>1'41.106</b>	33.009	15.916	28.394	23.787	216.6		
20	<b>1'40.968</b>	32.896	15.927	28.643	23.502	215.4	20	<b>1'41.566</b>	32.995	15.868	28.680	24.023	220.1		

**Fastest Lap:** Adrian FERNANDEZ Leopard Racing SPA **1'40.405** 32.713 15.908 28.489 23.295

These data/results cannot be reproduced, stored and/or transmitted in whole or in part by any manner of electronic, mechanical, photocopying, recording, broadcasting or otherwise now known or herein after developed without the previous express consent by the copyright owner, except for reproduction in daily press and regular printed publications on sale to the public within 60 days of the event related to those data/results and always provided that copyright symbol appears together as follows below.  
© DORNA, 2024

## Race

## Moto3

Lap	Lap Time	T1	T2	T3	T4	Speed	Lap	Lap Time	T1	T2	T3	T4	Speed								
<b>5th</b>	<b>80</b>	<b>David ALONSO</b> CFMOTO Gaviota As COL						9	<b>1'40.683</b>	32.774	15.830	28.457	23.622	219.3							
		Runs=1	Total laps=20	Full laps=19	Valid laps=19		10	<b>1'41.010</b>	33.013	15.883	28.478	23.636	218.5								
1	1'47.816	39.512	15.962	28.672	23.670	220.5	11	<b>1'41.703</b>	33.015	15.903	28.649	24.136	217.7								
2	<b>1'40.543</b>	33.090	15.756	<b>28.454</b>	<b>23.243</b>	219.3	12	<b>1'41.209</b>	33.030	15.877	28.757	23.545	217.4								
3	<b>1'40.855</b>	32.947	15.871	28.467	23.570	219.3	13	<b>1'41.418</b>	33.237	15.826	28.587	23.768	218.9								
4	<b>1'40.966</b>	33.176	15.876	28.493	23.421	220.5	14	<b>1'41.065</b>	32.939	15.937	28.643	23.546	213.9								
5	<b>1'40.878</b>	32.961	15.800	28.758	23.359	216.6	15	<b>1'41.119</b>	32.996	15.924	28.530	23.669	217.0								
6	<b>1'40.846</b>	32.863	15.756	28.776	23.451	220.9	16	<b>1'41.422</b>	33.202	15.880	28.947	23.393	218.5								
7	<b>1'41.510</b>	33.463	15.775	28.890	23.382	220.5	17	1'41.762 *	33.134	15.915	28.653	24.060*	218.1								
8	<b>1'40.528</b>	<b>32.841</b>	15.831	28.561	23.295	218.5	18	1'40.979 *	33.16*	<b>15.789</b>	28.572*	23.454	218.5								
9	<b>1'40.725</b>	32.874	15.734	28.586	23.531	220.1	19	<b>1'41.220</b>	33.179	15.846	28.697	23.498	217.4								
10	<b>1'40.924</b>	33.037	15.819	28.534	23.534	220.1	20	<b>1'41.082</b>	32.982	15.913	28.598	23.589	217.4								
11	<b>1'41.808</b>	33.193	15.776	28.742	24.097	218.9							<b>8th</b>	<b>36</b>	<b>Angel PIQUERAS</b> Leopard Racing SPA						
12	<b>1'41.249</b>	33.276	15.789	28.673	23.511	220.5			Runs=1	Total laps=20	Full laps=19	Valid laps=18									
13	<b>1'41.282</b>	33.244	<b>15.722</b>	28.641	23.675	<b>221.3</b>	1	1'46.703	38.281	16.274	28.620	23.528	213.9								
14	<b>1'41.347</b>	33.543	15.764	28.698	23.342	220.9	2	<b>1'40.610</b>	<b>32.597</b>	15.992	28.480	23.541	215.8								
15	<b>1'40.830</b>	32.945	15.836	28.552	23.497	220.5	3	<b>1'41.437</b>	32.744	15.997	28.577	24.119	215.4								
16	<b>1'41.070</b>	33.028	15.827	28.749	23.466	217.7	4	<b>1'40.766</b>	32.854	15.990	<b>28.399</b>	23.523	215.4								
17	<b>1'40.904</b>	32.873	15.846	28.750	23.435	216.6	5	<b>1'41.017</b>	32.747	15.862	28.646	23.762	215.8								
18	<b>1'41.255</b>	32.858	16.112	28.579	23.706	215.8	6	<b>1'41.323</b>	32.885	16.044	28.647	23.747	216.2								
19	<b>1'41.256</b>	32.859	16.058	28.733	23.606	217.0	7	<b>1'40.836</b>	32.792	15.971	28.601	<b>23.472</b>	216.6								
20	<b>1'41.839</b>	32.983	15.904	28.793	24.159	216.6	8	<b>1'40.680</b>	32.740	15.850	28.578	23.512	216.6								
							9	<b>1'41.492</b>	32.885	15.851	28.837	23.919	216.6								
<b>6th</b>	<b>58</b>	<b>Luca LUNETTA</b> SIC58 Squadra Corse ITA						10	<b>1'40.892</b>	32.926	15.830	28.601	23.535	220.1							
		Runs=1	Total laps=20	Full laps=19	Valid laps=16		11	<b>1'41.760</b>	33.214	15.832	28.700	24.014	219.7								
1	1'48.365	39.844	16.074	28.904	23.543	220.1	12	<b>1'41.505</b>	32.987	15.819	28.719	23.980	218.9								
2	<b>1'41.278</b>	33.300	15.904	28.677	23.397	217.7	13	<b>1'41.001</b>	33.036	<b>15.712</b>	28.624	23.629	<b>221.7</b>								
3	<b>1'41.340</b>	33.070	15.925	28.864	23.481	218.5	14	<b>1'41.131</b>	33.144	15.797	28.611	23.579	218.9								
4	<b>1'40.785</b>	33.071	15.868	<b>28.497</b>	23.349	216.6	15	1'41.319 *	33.172	15.810	28.587	23.750*	219.7								
5	<b>1'40.692</b>	32.832	15.923	28.571	23.366	216.2	16	<b>1'41.489</b>	33.281	15.826	28.614	23.768	220.5								
6	1'41.002 *	32.952	15.942	28.659	23.449*	215.4	17	<b>1'41.101</b>	32.915	15.770	28.770	23.646	220.1								
7	<b>1'40.805</b>	32.877	15.926	28.585	23.417	216.2	18	<b>1'41.146</b>	32.865	15.899	28.773	23.609	218.5								
8	<b>1'40.746</b>	32.862	15.888	28.585	23.411	215.8	19	<b>1'41.415</b>	33.257	15.918	28.720	23.520	218.1								
9	1'40.993 *	32.882	15.934	28.695	23.482*	216.2	20	<b>1'41.037</b>	32.966	15.906	28.605	23.560	218.1								
10	<b>1'41.378</b>	33.025	15.929	28.651	23.773	216.6							<b>9th</b>	<b>82</b>	<b>Stefano NEPA</b> LEVELUP - MTA ITA						
11	<b>1'41.414</b>	33.050	15.968	28.762	23.634	218.1			Runs=1	Total laps=20	Full laps=19	Valid laps=16									
12	<b>1'41.206</b>	33.032	15.848	28.725	23.601	219.3	1	1'48.475	39.374	15.981	29.182	23.938	220.1								
13	1'41.120 *	33.065	15.898	28.747	23.410*	219.7	2	<b>1'41.393</b>	33.326	15.976	28.718	23.373	220.9								
14	<b>1'40.952</b>	33.011	15.804	28.724	23.413	<b>220.9</b>	3	<b>1'40.913</b>	32.999	15.890	28.667	23.357	220.9								
15	<b>1'41.320</b>	33.237	15.839	28.933	<b>23.311</b>	219.7	4	<b>1'41.057</b>	32.956	15.951	28.648	23.502	218.5								
16	<b>1'40.751</b>	<b>32.773</b>	<b>15.742</b>	28.674	23.562	218.9	5	<b>1'40.757</b>	32.952	15.914	<b>28.482</b>	23.409	219.3								
17	<b>1'40.742</b>	32.895	15.760	28.762	23.325	220.9	6	1'40.929 *	33.045	15.912	28.523	23.449*	218.9								
18	<b>1'40.916</b>	32.881	15.906	28.707	23.422	215.4	7	<b>1'40.793</b>	33.042	15.888	28.575	<b>23.288</b>	219.3								
19	<b>1'41.237</b>	33.092	15.910	28.651	23.584	217.7	8	1'40.972 *	33.055	15.925	28.648	23.344*	218.9								
20	<b>1'41.416</b>	32.981	15.935	28.633	23.867	218.9	9	1'40.852 *	32.925	15.953	28.574	23.400*	219.3								
							10	<b>1'41.083</b>	33.064	15.905	28.567	23.547	220.1								
<b>7th</b>	<b>31</b>	<b>Adrian FERNANDEZ</b> Leopard Racing SPA						11	<b>1'41.345</b>	33.058	16.010	28.710	23.567	216.6							
		Runs=1	Total laps=20	Full laps=19	Valid laps=17		12	<b>1'41.277</b>	33.094	15.909	28.700	23.574	219.7								
1	1'48.170	39.696	16.036	28.917	23.521	219.7	13	<b>1'41.113</b>	33.072	15.937	28.685	23.419	220.1								
2	<b>1'40.812</b>	33.068	15.903	<b>28.390</b>	23.451	<b>220.5</b>	14	<b>1'41.262</b>	33.059	15.832	28.608	23.763	<b>221.7</b>								
3	<b>1'40.405</b>	<b>32.713</b>	15.908	28.489	23.295	218.5	15	<b>1'41.269</b>	33.284	15.835	28.787	23.363	221.7								
4	<b>1'40.715</b>	32.923	15.857	28.492	23.443	219.3	16	<b>1'40.711</b>	<b>32.905</b>	15.849	28.500	23.457	221.3								
5	<b>1'41.228</b>	33.172	15.898	28.581	23.577	217.4	17	<b>1'40.963</b>	33.093	15.813	28.624	23.433	221.7								
6	<b>1'40.855</b>	32.841	15.875	28.592	23.547	220.5	18	<b>1'40.842</b>	33.045	15.831	28.600	23.366	218.9								
7	<b>1'41.064</b>	33.274	15.841	28.667	<b>23.282</b>	220.1							<b>Fastest Lap:</b>	Adrian FERNANDEZ	Leopard Racing	SPA	<b>1'40.405</b>	32.713	15.908	28.489	23.295
8	<b>1'40.581</b>	32.746	15.866	28.613	23.356	217.4															

These data/results cannot be reproduced, stored and/or transmitted in whole or in part by any manner of electronic, mechanical, photocopying, recording, broadcasting or otherwise now known or herein after developed without the previous express consent by the copyright owner, except for reproduction in daily press and regular printed publications on sale to the public within 60 days of the event related to those data/results and always provided that copyright symbol appears together as follows below.  
© DORNA, 2024

# Race

# Moto3

Lap	Lap Time	T1	T2	T3	T4	Speed	Lap	Lap Time	T1	T2	T3	T4	Speed
19	<b>1'41.885</b>	33.787	16.056	28.722	23.320	216.6	6	<b>1'41.159</b> *	33.282	<b>15.806</b>	28.620*	23.451	218.5
20	<b>1'40.957</b>	32.917	<b>15.759</b>	28.667	23.614	220.9	7	<b>1'40.862</b>	33.096	15.877	28.538	23.351	217.7
<b>10th 6 Ryusei YAMANAKA</b> MT Helmets - MSI JPN Runs=1 Total laps=20 Full laps=19 Valid laps=17							8	<b>1'40.934</b>	33.040	15.912	28.545	23.437	215.8
1	<b>1'48.157</b> *	39.101	16.071	28.908	24.077*	218.5	9	<b>1'40.845</b>	32.989	15.829	28.570	23.457	218.5
2	<b>1'41.099</b> *	33.24*	15.898	28.501	23.456	219.3	10	<b>1'41.149</b>	33.087	15.850	28.586	23.626	217.7
3	<b>1'40.758</b>	32.913	15.939	28.530	23.376	217.4	11	<b>1'41.419</b>	33.209	15.902	28.704	23.604	216.2
4	<b>1'40.736</b>	32.866	15.968	28.527	23.375	217.4	12	<b>1'41.179</b>	33.080	15.837	28.669	23.593	218.9
5	<b>1'40.742</b>	32.986	15.855	28.547	23.354	219.3	13	<b>1'41.247</b>	33.176	15.874	28.720	23.477	219.3
6	<b>1'40.957</b>	32.841	15.843	28.524	23.749	219.3	14	<b>1'41.123</b>	33.025	15.878	28.725	23.495	219.3
7	<b>1'41.264</b>	33.300	15.873	28.699	23.392	220.5	15	<b>1'41.360</b>	33.264	15.866	28.737	23.493	218.5
8	<b>1'40.523</b>	<b>32.794</b>	15.879	28.526	<b>23.324</b>	218.1	16	<b>1'41.022</b>	33.057	15.875	28.675	23.415	218.5
9	<b>1'40.993</b>	32.856	15.901	28.564	23.672	<b>221.3</b>	17	<b>1'41.729</b>	33.138	15.998	28.921	23.672	217.4
10	<b>1'40.729</b>	32.973	15.889	<b>28.492</b>	23.375	220.9	18	<b>1'42.559</b>	33.178	16.211	29.323	23.847	213.2
11	<b>1'41.666</b> *	33.169	15.976	28.778*	23.743	220.9	19	<b>1'42.973</b>	33.455	16.356	29.245	23.917	213.2
12	<b>1'41.455</b>	33.369	15.828	28.545	23.713	221.3	20	<b>1'43.283</b>	33.541	16.341	29.356	24.045	213.6
13	<b>1'41.086</b>	33.105	15.788	28.700	23.493	220.1	<b>13th 72 Taiyo FURUSATO</b> Honda Team Asia JPN Runs=1 Total laps=20 Full laps=19 Valid laps=19						
14	<b>1'41.395</b>	33.391	15.868	28.682	23.454	219.7	1	<b>1'46.990</b>	38.580	16.114	28.608	23.688	215.8
15	<b>1'41.158</b>	33.079	<b>15.760</b>	28.873	23.446	220.5	2	<b>1'40.675</b>	32.857	15.862	28.565	<b>23.391</b>	215.8
16	<b>1'41.330</b>	33.107	15.911	28.637	23.675	221.3	3	<b>1'40.658</b>	<b>32.721</b>	15.802	28.499	23.636	217.0
17	<b>1'41.143</b>	33.053	15.882	28.693	23.515	219.7	4	<b>1'40.733</b>	32.810	15.911	28.493	23.519	215.4
18	<b>1'41.487</b>	33.397	15.791	28.741	23.558	217.7	5	<b>1'40.907</b>	32.743	15.965	28.564	23.635	215.1
19	<b>1'41.395</b>	33.090	15.937	28.817	23.551	216.6	6	<b>1'40.938</b>	32.786	16.032	28.602	23.518	214.7
20	<b>1'40.830</b>	32.833	15.821	28.625	23.551	221.3	7	<b>1'41.034</b>	32.828	15.994	28.594	23.618	216.2
<b>11th 96 Daniel HOLGADO</b> Red Bull GASGAS Te SPA Runs=1 Total laps=20 Full laps=19 Valid laps=15							8	<b>1'41.078</b>	32.933	15.959	28.527	23.659	214.3
1	<b>1'48.073</b>	39.915	15.910	28.762	23.486	219.7	9	<b>1'41.118</b>	32.895	15.960	28.503	23.760	215.8
2	<b>1'40.602</b>	32.997	15.827	<b>28.489</b>	<b>23.289</b>	220.5	10	<b>1'41.166</b>	33.184	15.863	<b>28.450</b>	23.669	216.2
3	<b>1'41.017</b> *	<b>32.728</b>	15.972	28.717*	23.600	222.5	11	<b>1'41.619</b>	33.036	16.031	28.785	23.767	216.2
4	<b>1'40.702</b>	32.807	15.845	28.554	23.496	221.3	12	<b>1'41.447</b>	32.984	15.966	28.673	23.824	215.8
5	<b>1'41.192</b>	33.169	15.865	28.586	23.572	221.7	13	<b>1'41.483</b>	32.985	15.834	28.694	23.970	216.6
6	<b>1'40.908</b>	32.880	<b>15.752</b>	28.627	23.649	222.1	14	<b>1'41.623</b>	33.501	<b>15.715</b>	28.658	23.749	218.5
7	<b>1'41.338</b>	33.151	15.883	28.748	23.556	221.3	15	<b>1'51.036</b>	33.036	15.742	28.940	33.318	<b>219.7</b>
8	<b>1'40.561</b>	32.832	15.860	28.558	23.311	220.5	16	<b>1'43.025</b>	33.822	16.313	28.951	23.939	213.2
9	<b>1'40.732</b>	32.856	15.884	28.517	23.475	221.7	17	<b>1'42.376</b>	33.208	16.088	29.080	24.000	214.3
10	<b>1'40.895</b>	32.951	15.861	28.562	23.521	221.3	18	<b>1'42.299</b>	33.258	16.197	28.996	23.848	212.8
11	<b>1'41.684</b> *	33.174	15.928	28.849*	23.733	220.5	19	<b>1'42.342</b>	33.197	16.135	28.916	24.094	213.2
12	<b>1'41.159</b> *	33.188	15.807	28.577	23.587*	221.3	20	<b>1'43.440</b>	33.625	16.174	29.281	24.360	213.6
13	<b>1'41.379</b>	33.111	15.779	28.833	23.656	<b>222.9</b>	<b>14th 12 Jacob ROULSTONE</b> Red Bull GASGAS Te AUS Runs=1 Total laps=20 Full laps=19 Valid laps=19						
14	<b>1'41.854</b>	33.483	15.908	28.706	23.757	220.5	1	<b>1'49.768</b>	41.034	16.323	28.926	<b>23.485</b>	217.4
15	<b>1'41.518</b>	33.079	15.915	28.925	23.599	220.1	2	<b>1'41.397</b>	33.147	<b>15.850</b>	<b>28.636</b>	23.764	<b>218.9</b>
16	<b>1'40.883</b>	32.932	15.799	28.726	23.426	222.5	3	<b>1'41.503</b>	33.258	15.930	28.755	23.560	218.5
17	<b>1'41.219</b>	32.961	15.905	28.794	23.559	221.7	4	<b>1'41.807</b>	33.151	16.044	28.865	23.747	213.9
18	<b>1'41.289</b> *	33.104	15.860	28.815*	23.510	220.5	5	<b>1'42.502</b>	33.228	16.124	29.100	24.050	213.6
19	<b>1'41.459</b>	33.090	15.963	28.906	23.500	219.7	6	<b>1'42.623</b>	33.429	16.117	29.025	24.052	214.7
20	<b>1'42.574</b>	33.208	16.128	29.207	24.031	218.9	7	<b>1'42.558</b>	33.194	16.067	29.119	24.178	215.4
<b>12th 66 Joel KELSO</b> BOE Motorsports AUS Runs=1 Total laps=20 Full laps=19 Valid laps=18							8	<b>1'42.395</b>	33.317	16.130	29.022	23.926	215.8
1	<b>1'48.547</b>	40.221	15.974	28.763	23.589	220.1	9	<b>1'42.528</b>	33.308	16.046	29.171	24.003	213.6
2	<b>1'41.166</b>	33.340	15.925	28.640	<b>23.261</b>	<b>220.5</b>	10	<b>1'42.374</b>	33.296	16.116	28.980	23.982	211.7
3	<b>1'40.702</b>	32.878	15.946	<b>28.482</b>	23.396	217.4	11	<b>1'42.618</b>	33.414	16.057	29.008	24.139	212.5
4	<b>1'40.873</b>	32.902	15.889	28.601	23.481	217.0	12	<b>1'42.791</b>	33.736	16.055	29.092	23.908	216.6
5	<b>1'41.260</b>	<b>32.845</b>	15.921	28.763	23.731	216.6	13	<b>1'42.017</b>	33.267	15.974	28.867	23.909	217.4
							14	<b>1'42.243</b>	33.165	15.998	29.017	24.063	217.0
							15	<b>1'42.032</b>	33.180	15.912	28.949	23.991	215.1

**Fastest Lap:** Adrian FERNANDEZ Leopard Racing SPA **1'40.405** 32.713 15.908 28.489 23.295

These data/results cannot be reproduced, stored and/or transmitted in whole or in part by any manner of electronic, mechanical, photocopying, recording, broadcasting or otherwise now known or herein after developed without the previous express consent by the copyright owner, except for reproduction in daily press and regular printed publications on sale to the public within 60 days of the event related to those data/results and always provided that copyright symbol appears together as follows below.  
© DORNA, 2024



Race

Moto3

Lap	Lap Time	T1	T2	T3	T4	Speed	Lap	Lap Time	T1	T2	T3	T4	Speed
16	1'42.174	33.115	16.072	28.951	24.036	213.9	3	1'42.224	33.803	15.993	28.698	23.730	217.4
17	1'43.353	33.412	16.082	29.463	24.396	213.9	4	1'41.536	33.314	16.013	28.719	23.490	217.0
18	1'42.569	33.451	16.001	29.192	23.925	215.4	5	1'41.752	33.030	16.129	28.755	23.838	213.9
19	1'42.043	33.134	15.991	28.974	23.944	214.7	6	1'42.115	33.180	16.254	28.948	23.733	211.3
20	1'42.544	33.405	16.051	29.092	23.996	215.4	7	1'43.380 *	33.40 *	16.326	29.659	23.989	210.6

**15th 78** **Joel ESTEBAN** CFMOTO Gaviota As SPA  
 Runs=1 Total laps=20 Full laps=19 Valid laps=17

1	1'47.418	38.911	16.176	28.821	23.510	215.4
2	1'43.661 *	35.008	16.017	28.448	24.188*	217.7
3	1'41.738	33.266	16.344	28.739	23.389	217.4
4	1'41.765	33.232	16.099	28.666	23.768	215.4
5	1'43.959	35.058	16.146	29.111	23.644	216.2
6	1'41.675	33.058	16.105	28.910	23.602	216.2
7	1'41.725	32.988	15.988	29.010	23.739	218.5
8	1'42.445	33.243	16.290	29.025	23.887	213.6
9	1'42.758 *	33.166	16.088	29.378*	24.126	214.3
10	1'42.380	33.437	16.149	28.980	23.814	215.1
11	1'42.680	33.748	16.083	28.976	23.873	217.4
12	1'42.283	33.218	16.014	29.202	23.849	215.1
13	1'42.220	33.160	16.095	29.071	23.894	216.2
14	1'42.121	33.133	16.110	29.084	23.794	215.4
15	1'42.210	33.137	16.033	29.123	23.917	214.7
16	1'42.345	33.584	16.046	28.845	23.870	217.0
17	1'43.496	33.471	16.114	29.483	24.428	215.4
18	1'42.062	33.094	15.985	29.172	23.811	215.1
19	1'42.275	33.108	16.017	29.080	24.070	214.7
20	1'42.695	33.372	16.114	29.317	23.892	214.7

**16th 10** **Nicola CARRARO** LEVELUP - MTA ITA  
 Runs=1 Total laps=20 Full laps=19 Valid laps=18

1	1'49.585	40.733	16.307	28.980	23.565	217.7
2	1'42.048	33.503	16.032	28.959	23.554	220.5
3	1'45.086	35.942	16.178	29.040	23.926	216.2
4	1'42.183 *	33.309	16.159	28.904*	23.811	214.7
5	1'41.686	32.920	16.181	28.893	23.692	218.1
6	1'41.949	33.143	16.144	28.964	23.698	215.8
7	1'42.321	33.150	16.094	29.298	23.779	216.6
8	1'42.157	33.256	16.092	29.080	23.729	217.7
9	1'42.190	33.216	16.136	29.054	23.784	215.1
10	1'42.112	33.104	16.104	29.024	23.880	216.2
11	1'42.034	33.199	16.043	28.932	23.860	217.0
12	1'42.214	33.161	16.015	28.997	24.041	218.1
13	1'41.860	33.294	15.926	28.948	23.692	219.7
14	1'42.275	33.329	16.064	28.989	23.893	218.9
15	1'41.884	33.379	15.983	28.719	23.803	218.9
16	1'42.103	33.435	16.103	28.859	23.706	220.1
17	1'42.752	33.346	16.092	29.182	24.132	218.5
18	1'42.659	33.262	16.259	29.284	23.854	213.9
19	1'42.271	33.444	16.025	28.960	23.842	217.4
20	1'42.742	33.532	16.007	29.178	24.025	217.7

**17th 19** **Scott OGDEN** MLav Racing GBR  
 Runs=1 Total laps=20 Full laps=19 Valid laps=18

1	1'49.927	40.729	16.495	29.126	23.577	212.8
2	1'41.373	33.266	16.015	28.573	23.519	217.4

8	1'42.464	33.319	16.144	29.054	23.947	215.1
9	1'42.569	33.375	16.047	29.022	24.125	217.0
10	1'42.604	33.585	16.027	29.170	23.822	217.7
11	1'42.456	33.486	16.093	28.891	23.986	216.6
12	1'42.265	33.179	16.036	29.078	23.972	214.3
13	1'41.991	33.173	16.119	28.928	23.771	213.2
14	1'42.726	33.514	16.091	29.151	23.970	216.2
15	1'41.915	33.235	16.003	28.929	23.748	214.3
16	1'42.287	33.233	16.322	28.864	23.868	213.2
17	1'43.422	33.600	16.050	29.160	24.612	217.4
18	1'42.431	33.317	16.012	29.204	23.898	215.8
19	1'42.091	33.314	16.131	28.900	23.746	215.4
20	1'42.644	33.456	16.025	29.150	24.013	217.0

**18th 54** **Riccardo ROSSI** CIP Green Power ITA  
 Runs=1 Total laps=20 Full laps=19 Valid laps=19

1	1'48.791	40.412	16.135	28.645	23.599	219.3
2	1'41.902	33.348	16.076	28.638	23.840	218.1
3	1'42.470	33.224	16.299	29.106	23.841	216.2
4	1'42.094	33.173	16.124	28.966	23.831	216.6
5	1'42.188	32.992	16.172	28.940	24.084	217.4
6	1'42.246	33.169	16.205	28.950	23.922	217.7
7	1'42.734	33.271	16.129	29.274	24.060	218.1
8	1'42.460	33.332	16.172	29.011	23.945	218.1
9	1'42.779	33.526	16.142	29.106	24.005	217.7
10	1'42.444	33.165	16.128	29.097	24.054	218.1
11	1'42.424	33.454	16.171	28.876	23.923	218.5
12	1'42.646	33.392	16.125	28.971	24.158	218.5
13	1'41.918	33.269	16.056	28.823	23.770	220.5
14	1'42.464	33.380	16.084	28.980	24.020	219.7
15	1'41.967	33.239	16.031	28.885	23.812	218.5
16	1'42.245	33.220	16.257	28.869	23.899	218.9
17	1'43.350	33.558	16.109	29.060	24.623	219.7
18	1'42.743	33.465	16.121	29.139	24.018	216.6
19	1'41.946	33.171	16.065	28.888	23.822	218.1
20	1'42.421	33.442	16.122	28.983	23.874	217.4

**19th 85** **Xabi ZURUTUZA** Red Bull KTM Ajo SPA  
 Runs=1 Total laps=20 Full laps=19 Valid laps=13

1	1'49.359	40.835	16.243	28.808	23.473	215.8
2	1'41.916 *	33.223	15.926	28.601	24.166*	220.1
3	1'42.158 *	33.707	15.988	28.730	23.733*	218.1
4	1'41.988	33.326	15.992	28.912	23.758	217.0
5	1'44.129	35.270	16.125	29.108	23.626	216.2
6	1'42.358 *	33.265	16.123	29.119	23.851*	216.6
7	1'42.871	33.649	16.195	29.265	23.762	214.7
8	1'42.171	33.238	16.131	29.073	23.729	214.7
9	1'42.524	33.418	16.091	29.060	23.955	215.8
10	1'42.114 *	33.128	15.999	28.983	24.004*	218.1
11	1'41.943	33.167	15.953	28.987	23.836	218.5
12	1'41.870	33.172	15.937	28.994	23.767	219.3

**Fastest Lap:** Adrian FERNANDEZ Leopard Racing SPA 1'40.405 32.713 15.908 28.489 23.295

These data/results cannot be reproduced, stored and/or transmitted in whole or in part by any manner of electronic, mechanical, photocopying, recording, broadcasting or otherwise now known or herein after developed without the previous express consent by the copyright owner, except for reproduction in daily press and regular printed publications on sale to the public within 60 days of the event related to those data/results and always provided that copyright symbol appears together as follows below.  
 © DORNA, 2024

# Race

# Moto3

Lap	Lap Time	T1	T2	T3	T4	Speed
13	<b>1'41.845</b>	33.221	16.006	28.937	23.681	220.9
14	<b>1'45.054</b>	36.062	16.165	29.209	23.618	217.0
15	1'42.403 *	33.257	16.044	29.156*	23.946	218.1
16	<b>1'42.528</b>	33.316	16.170	29.155	23.887	215.8
17	<b>1'42.669</b>	33.365	16.222	29.177	23.905	215.1
18	<b>1'42.410</b>	33.219	16.262	29.179	23.750	213.6
19	1'42.299 *	33.238	16.176	29.153	23.732*	215.4
20	<b>1'42.464</b>	33.348	16.201	29.211	23.704	215.1

**20th 5** **Tatchakorn BUASRI** Honda Team Asia THA  
Runs=1 Total laps=20 Full laps=19 Valid laps=18

1	1'51.018	41.131	16.352	29.237	24.298	218.5
2	<b>1'42.378</b>	33.477	16.114	29.011	23.776	216.6
3	<b>1'42.586</b>	33.242	16.305	29.001	24.038	214.7
4	<b>1'42.429</b>	33.244	16.221	29.094	23.870	212.8
5	<b>1'42.356</b>	33.225	16.217	29.123	23.791	215.4
6	<b>1'41.972</b>	33.136	16.159	28.902	23.775	216.2
7	<b>1'42.350</b>	33.183	16.126	29.092	23.949	214.7
8	<b>1'42.195</b>	33.233	16.157	28.952	23.853	215.1
9	<b>1'42.412</b>	33.318	16.170	29.013	23.911	217.0
10	<b>1'42.268</b>	33.189	16.090	29.081	23.908	217.0
11	<b>1'42.260</b>	33.168	16.077	29.150	23.865	217.4
12	<b>1'42.132</b>	33.160	16.001	29.163	23.808	218.1
13	<b>1'42.641</b>	33.297	16.082	29.215	24.047	217.7
14	1'42.632 *	33.309	16.281	29.177	23.865*	215.4
15	<b>1'43.256</b>	33.466	16.346	29.369	24.075	212.8
16	<b>1'42.611</b>	33.333	16.152	29.056	24.070	215.8
17	<b>1'42.601</b>	33.351	16.221	29.133	23.896	214.7
18	<b>1'42.459</b>	33.379	16.188	29.063	23.829	215.1
19	<b>1'42.743</b>	33.347	16.284	29.197	23.915	215.4
20	<b>1'43.118</b>	33.492	16.280	29.277	24.069	213.9

**21st 18** **Matteo BERTELLE** Kopron Rivacold Snip ITA  
Runs=1 Total laps=20 Full laps=19 Valid laps=19

1	1'48.647	40.106	16.193	28.842	23.506	217.4
2	<b>1'49.287</b>	39.718	16.359	29.212	23.998	212.1
3	<b>1'42.465</b>	33.361	16.210	29.015	23.879	213.9
4	<b>1'42.053</b>	33.168	16.258	28.784	23.843	211.3
5	<b>1'45.284</b>	36.225	16.225	29.026	23.808	215.4
6	<b>1'42.299</b>	33.292	16.206	28.992	23.809	213.6
7	<b>1'42.215</b>	33.119	16.039	29.126	23.931	214.7
8	<b>1'42.112</b>	33.104	16.160	28.981	23.867	212.5
9	<b>1'46.110</b>	36.776	16.436	29.089	23.809	212.1
10	<b>1'42.125</b>	33.175	16.262	28.912	23.776	210.3
11	<b>1'41.443</b>	33.019	16.112	28.590	23.722	214.3
12	<b>1'41.614</b>	33.095	16.084	28.800	23.635	213.6
13	<b>1'41.660</b>	33.017	16.060	28.864	23.719	214.7
14	<b>1'41.464</b>	33.066	16.012	28.788	23.598	213.9
15	<b>1'41.655</b>	33.018	16.175	28.806	23.656	212.8
16	<b>1'41.651</b>	33.056	16.087	28.875	23.633	213.6
17	<b>1'41.812</b>	32.974	16.201	28.935	23.702	210.6
18	<b>1'41.808</b>	33.022	16.119	28.942	23.725	211.3
19	<b>1'42.060</b>	33.120	16.141	28.940	23.859	212.8
20	<b>1'41.938</b>	33.150	16.117	28.973	23.698	212.5

**22nd 7** **Filippo FARIOLI** SIC58 Squadra Corse ITA  
Runs=1 Total laps=20 Full laps=19 Valid laps=16

1	1'50.890	41.328	16.290	29.243	24.029	215.8
2	<b>1'42.357</b>	33.441	16.140	29.016	23.760	213.6
3	<b>1'45.457</b>	35.838	16.310	29.420	23.889	212.5
4	<b>1'44.696</b>	35.542	16.268	29.067	23.819	211.7
5	<b>1'42.268</b>	33.191	16.158	29.048	23.871	212.8
6	<b>1'43.567</b>	33.430	16.257	29.201	24.679	212.1
7	<b>1'43.111</b>	33.405	16.323	29.262	24.121	211.7
8	<b>1'42.133</b>	33.248	16.172	28.863	23.850	213.6
9	<b>1'42.786</b>	33.271	16.370	29.117	24.028	212.1
10	<b>1'42.560</b>	33.288	16.198	29.005	24.069	212.1
11	<b>1'42.492</b>	33.433	16.159	29.035	23.865	211.7
12	<b>1'42.049</b>	33.198	16.136	29.041	23.674	213.2
13	1'42.115 *	33.109	16.133	29.014	23.859*	212.8
14	1'42.266 *	33.169	16.134	29.034*	23.929*	212.5
15	<b>1'42.033</b>	33.222	16.171	28.979	23.661	215.1
16	1'41.608 *	33.132	16.042	28.808	23.626*	214.3
17	<b>1'41.605</b>	33.035	16.040	28.786	23.744	213.9
18	<b>1'42.001</b>	33.052	16.196	29.059	23.694	213.6
19	<b>1'41.895</b>	33.033	16.174	28.852	23.836	215.1
20	<b>1'41.960</b>	33.249	16.107	28.830	23.774	213.6

**23rd 55** **Noah DETTWILER** CIP Green Power SWI  
Runs=1 Total laps=20 Full laps=19 Valid laps=18

1	1'51.203	41.450	16.485	29.471	23.797	218.9
2	1'42.602 *	33.560	16.101	29.205*	23.736	217.0
3	<b>1'45.059</b>	35.574	16.195	29.391	23.899	215.1
4	<b>1'43.733</b>	33.523	16.411	29.671	24.128	211.7
5	<b>1'43.308</b>	33.422	16.370	29.362	24.154	213.2
6	<b>1'43.106</b>	33.382	16.293	29.210	24.221	215.1
7	<b>1'43.567</b>	33.797	16.418	29.245	24.107	213.9
8	<b>1'42.583</b>	33.300	16.176	29.096	24.011	215.8
9	<b>1'42.893</b>	33.436	16.341	29.083	24.033	212.5
10	<b>1'43.075</b>	33.405	16.417	29.070	24.183	211.0
11	<b>1'42.986</b>	33.459	16.202	29.244	24.081	213.9
12	<b>1'42.201</b>	33.313	16.000	29.131	23.757	216.2
13	<b>1'43.071</b>	33.260	16.203	29.500	24.108	216.2
14	<b>1'43.239</b>	33.556	16.308	29.447	23.928	214.3
15	<b>1'43.365</b>	33.461	16.315	29.554	24.035	213.2
16	<b>1'43.392</b>	33.481	16.378	29.489	24.044	213.9
17	<b>1'43.598</b>	33.432	16.390	29.650	24.126	213.9
18	<b>1'43.653</b>	33.582	16.420	29.619	24.032	212.8
19	<b>1'43.697</b>	33.523	16.522	29.593	24.059	212.8
20	<b>1'43.946</b>	33.588	16.428	29.620	24.310	213.6

**24th 70** **Joshua WHATLEY** MLav Racing GBR  
Runs=1 Total laps=20 Full laps=19 Valid laps=15

1	1'51.029	41.229	16.486	29.278	24.036	214.3
2	<b>1'42.906</b>	33.853	16.094	29.145	23.814	215.4
3	<b>1'45.134</b>	35.809	16.200	29.106	24.019	213.6
4	1'45.856 *	36.062	16.456	29.348*	23.990	209.2
5	<b>1'43.009</b>	33.454	16.405	29.243	23.907	209.9
6	<b>1'42.407</b>	33.319	16.248	29.005	23.835	212.5
7	<b>1'42.347</b>	33.266	16.155	29.078	23.848	213.2
8	<b>1'42.372</b>	33.329	16.184	29.007	23.852	213.9

**Fastest Lap:** Adrian FERNANDEZ Leopard Racing SPA **1'40.405** 32.713 15.908 28.489 23.295

These data/results cannot be reproduced, stored and/or transmitted in whole or in part by any manner of electronic, mechanical, photocopying, recording, broadcasting or otherwise now known or herein after developed without the previous express consent by the copyright owner, except for reproduction in daily press and regular printed publications on sale to the public within 60 days of the event related to those data/results and always provided that copyright symbol appears together as follows below.  
© DORNA, 2024

## Race

Moto3

Lap	Lap Time	T1	T2	T3	T4	Speed	Lap	Lap Time	T1	T2	T3	T4	Speed
9	<b>1'42.833</b>	33.396	16.237	29.225	23.975	210.3							
10	<b>1'43.103</b>	33.465	16.268	29.191	24.179	210.6							
11	<b>1'43.354</b>	33.504	16.322	29.330	24.198	210.3							
12	1'42.788 *	33.352	<b>16.089</b>	29.012	24.335*	214.7							
13	1'43.181 *	33.51*	16.421	29.203	24.038	212.8							
14	<b>1'43.165</b>	33.448	16.376	29.302	24.039	210.6							
15	<b>1'46.653</b>	36.524	16.392	29.438	24.299	209.9							
16	<b>1'43.785</b>	33.798	16.384	29.390	24.213	210.3							
17	1'43.649 *	33.577	16.464	29.364	24.244*	210.3							
18	<b>1'44.073</b>	33.633	16.631	29.421	24.388	209.5							
19	<b>1'43.587</b>	33.625	16.372	29.358	24.232	209.2							
20	<b>1'43.584</b>	33.597	16.358	29.384	24.245	209.2							

**25th 22** **David ALMANSA** Kopron Rivacold Snip SPA  
 Runs=1 Total laps=14 Full laps=13 Valid laps=11

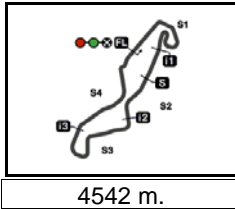
1	1'49.440	40.616	16.227	28.838	23.759	216.6							
2	<b>1'41.783</b>	33.288	15.989	28.833	23.673	218.9							
3	<b>1'42.241</b>	33.324	16.141	28.936	23.840	<b>219.3</b>							
4	<b>1'42.081</b>	33.477	16.022	<b>28.770</b>	23.812	218.5							
5	<b>1'41.781</b>	<b>32.888</b>	16.098	28.882	23.913	216.6							
6	<b>1'42.012</b>	33.169	16.154	29.057	<b>23.632</b>	217.0							
7	<b>1'42.699</b>	33.035	16.254	29.253	24.157	212.1							
8	<b>1'42.613</b>	33.248	16.299	29.098	23.968	214.3							
9	<b>1'42.791</b>	33.408	16.014	29.069	24.300	216.2							
10	<b>1'42.216</b>	33.238	16.135	28.935	23.908	215.8							
11	1'43.007 *	33.480	16.136	28.945	24.446*	214.7							
12	1'42.401 *	33.42*	16.083	28.985	23.905	218.5							
13	<b>1'41.934</b>	33.254	<b>15.951</b>	28.903	23.826	218.5							
14	<b>1'42.474</b>	33.383	16.049	29.044	23.998	218.5							

**26th 24** **Tatsuki SUZUKI** Liqui Moly Husqvarna JPN  
 Runs=1 Total laps=2 Full laps=1 Valid laps=1

1	1'48.008	39.533	16.094	28.787	23.594	220.5							
2	<b>1'40.861</b>	<b>33.157</b>	<b>15.835</b>	<b>28.460</b>	<b>23.409</b>	<b>220.9</b>							

**Fastest Lap:** Adrian FERNANDEZ Leopard Racing SPA **1'40.405** 32.713 15.908 28.489 23.295

These data/results cannot be reproduced, stored and/or transmitted in whole or in part by any manner of electronic, mechanical, photocopying, recording, broadcasting or otherwise now known or herein after developed without the previous express consent by the copyright owner, except for reproduction in daily press and regular printed publications on sale to the public within 60 days of the event related to those data/results and always provided that copyright symbol appears together as follows below.  
 © DORNA, 2024



**MOTUL TT ASSEN**  
Race  
Analysis by Lap

35

Num Lap Time Gap

Lap	Time	Gap
<b>Lap 1</b>		
48	1'46.393	
36	1'46.703	0.310
72	1'46.990	0.597
95	1'47.246	0.853
78	1'47.418	1.025
99	1'47.518	1.125
64	1'47.719	1.326
80	1'47.816	1.423
24	1'48.008	1.615
96	1'48.073	1.680
6	1'48.157	1.764
31	1'48.170	1.777
58	1'48.365	1.972
82	1'48.475	2.082
66	1'48.547	2.154
18	1'48.647	2.254
54	1'48.791	2.398
85	1'49.359	2.966
22	1'49.440	3.047
10	1'49.585	3.192
12	1'49.768	3.375
19	1'49.927	3.534
7	1'50.890	4.497
5	1'51.018	4.625
70	1'51.029	4.636
55	1'51.203	4.810
<b>Lap 2</b>		
48	1'40.784	
36	1'40.610	0.136
72	1'40.675	0.488
95	1'40.705	0.774
99	1'40.510	0.851
64	1'40.477	1.019
80	1'40.543	1.182
96	1'40.602	1.498
24	1'40.861	1.692
31	1'40.812	1.805
6	1'41.099	2.079
58	1'41.278	2.466
66	1'41.166	2.536
82	1'41.393	2.691
54	1'41.902	3.516
78	1'43.661	3.902
12	1'41.397	3.988
22	1'41.783	4.046
85	1'41.916	4.098
19	1'41.373	4.123
10	1'42.048	4.456
7	1'42.357	6.070
5	1'42.378	6.219
55	1'42.602	6.628
70	1'42.906	6.758
18	1'49.287	10.757
<b>Lap 3</b>		
48	1'40.973	
72	1'40.658	0.173

95	1'40.633	0.434
36	1'41.437	0.600
64	1'40.963	1.009
80	1'40.855	1.064
99	1'41.257	1.135
31	1'40.405	1.237
96	1'41.017	1.542
6	1'40.758	1.864
66	1'40.702	2.265
82	1'40.913	2.631
58	1'41.340	2.833
12	1'41.503	4.518
78	1'41.738	4.667
54	1'42.470	5.013
85	1'42.158	5.283
22	1'42.241	5.314
19	1'42.224	5.374
5	1'42.586	7.832
10	1'45.086	8.569
7	1'45.457	10.554
55	1'45.059	10.714
70	1'45.134	10.919
18	1'42.465	12.249
<b>Lap 4</b>		
48	1'40.735	
72	1'40.733	0.171
95	1'40.807	0.506
36	1'40.766	0.631
64	1'40.537	0.811
31	1'40.715	1.217
80	1'40.966	1.295
99	1'41.033	1.433
96	1'40.702	1.509
6	1'40.736	1.865
66	1'40.873	2.403
58	1'40.785	2.883
82	1'41.057	2.953
12	1'41.807	5.590
78	1'41.765	5.697
19	1'41.536	6.175
54	1'42.094	6.372
85	1'41.988	6.536
22	1'42.081	6.660
5	1'42.429	9.526
10	1'42.183	10.017
18	1'42.053	13.567
55	1'43.733	13.712
7	1'44.696	14.515
70	1'45.856	16.040
<b>Lap 5</b>		
48	1'40.876	
72	1'40.907	0.202
36	1'41.017	0.772
64	1'40.891	0.826
95	1'41.230	0.860
80	1'40.878	1.297
99	1'40.953	1.510
31	1'41.228	1.569

6	1'40.742	1.731
96	1'41.192	1.825
58	1'40.692	2.699
66	1'41.260	2.787
82	1'40.757	2.834
19	1'41.752	7.051
12	1'42.502	7.216
22	1'41.781	7.565
54	1'42.188	7.684
78	1'43.959	8.780
85	1'44.129	9.789
10	1'41.686	10.827
5	1'42.356	11.006
7	1'42.268	15.907
55	1'43.308	16.144
18	1'45.284	17.975
70	1'43.009	18.173
<b>Lap 6</b>		
48	1'41.014	
72	1'40.938	0.126
95	1'41.081	0.927
36	1'41.323	1.081
80	1'40.846	1.129
64	1'41.411	1.223
99	1'40.832	1.328
31	1'40.855	1.410
6	1'40.957	1.674
96	1'40.908	1.719
58	1'41.002	2.687
82	1'40.929	2.749
66	1'41.159	2.932
19	1'42.115	8.152
22	1'42.012	8.563
12	1'42.623	8.825
54	1'42.246	8.916
78	1'41.675	9.441
85	1'42.358	11.133
10	1'41.949	11.762
5	1'41.972	11.964
55	1'43.106	18.236
7	1'43.567	18.460
18	1'42.299	19.260
70	1'42.407	19.566
<b>Lap 7</b>		
48	1'41.007	
72	1'41.034	0.153
95	1'40.809	0.729
36	1'40.836	0.910
64	1'40.808	1.024
99	1'40.886	1.207
31	1'41.064	1.467
80	1'41.510	1.632
6	1'41.264	1.931
96	1'41.338	2.050
58	1'40.805	2.485
82	1'40.793	2.535
66	1'40.862	2.787
78	1'41.725	10.159

22	1'42.699	10.255
12	1'42.558	10.376
19	1'43.380	10.525
54	1'42.734	10.643
85	1'42.871	12.997
10	1'42.321	13.076
5	1'42.350	13.307
18	1'42.215	20.468
7	1'43.111	20.564
55	1'43.567	20.796
70	1'42.347	20.906
<b>Lap 8</b>		
48	1'41.012	
72	1'41.078	0.219
95	1'40.684	0.401
36	1'40.680	0.578
64	1'40.835	0.847
31	1'40.581	1.036
80	1'40.528	1.148
99	1'41.031	1.226
6	1'40.523	1.442
96	1'40.561	1.599
58	1'40.746	2.219
82	1'40.972	2.495
66	1'40.934	2.709
78	1'42.445	11.592
12	1'42.395	11.759
22	1'42.613	11.856
19	1'42.464	11.977
54	1'42.460	12.091
85	1'42.171	14.156
10	1'42.157	14.221
5	1'42.195	14.490
18	1'42.112	21.568
7	1'42.133	21.685
70	1'42.372	22.266
55	1'42.583	22.367
<b>Lap 9</b>		
48	1'40.997	
72	1'41.118	0.340
95	1'41.053	0.457
64	1'40.737	0.587
31	1'40.683	0.722
80	1'40.725	0.876
36	1'41.492	1.073
99	1'40.914	1.143
96	1'40.732	1.334
6	1'40.993	1.438
58	1'40.993	2.215
82	1'40.852	2.350
66	1'40.845	2.557
12	1'42.528	13.290
78	1'42.758	13.353
19	1'42.569	13.549
22	1'42.791	13.650
54	1'42.779	13.873
10	1'42.190	15.414
85	1'42.524	15.683

5	1'42.412	15.905
7	1'42.786	23.474
70	1'42.833	24.102
55	1'42.893	24.263
18	1'46.110	26.681
<b>Lap 10</b>		
48	1'41.236	
95	1'40.929	0.150
72	1'41.166	0.270
64	1'41.035	0.386
31	1'41.010	0.496
80	1'40.924	0.564
36	1'40.892	0.729
99	1'40.912	0.819
6	1'40.729	0.931
96	1'40.895	0.993
82	1'41.083	2.197
58	1'41.378	2.357
66	1'41.149	2.470
12	1'42.374	14.428
78	1'42.380	14.497
22	1'42.216	14.630
19	1'42.604	14.917
54	1'42.444	15.081
10	1'42.112	16.290
85	1'42.114	16.561
5	1'42.268	16.937
7	1'42.560	24.798
70	1'43.103	25.969
55	1'43.075	26.102
18	1'42.125	27.570
<b>Lap 11</b>		
95	1'41.576	
72	1'41.619	0.163
48	1'42.002	0.276
64	1'41.725	0.385
31	1'41.703	0.473
99	1'41.540	0.633
80	1'41.808	0.646
36	1'41.760	0.763
6	1'41.666	0.871
96	1'41.684	0.951
82	1'41.345	1.816
58	1'41.414	2.045
66	1'41.419	2.163
12	1'42.618	15.320
78	1'42.680	15.451
19	1'42.456	15.647
54	1'42.424	15.779
22	1'43.007	15.911
10	1'42.034	16.598
85	1'41.943	16.778
5	1'42.260	17.471
7	1'42.492	25.564
18	1'41.443	27.287
55	1'42.986	27.362
70	1'43.354	27.597

Lapped rider

These data/results cannot be reproduced, stored and/or transmitted in whole or in part by any manner of electronic, mechanical, photocopying, recording, broadcasting or otherwise now known or herein after developed without the previous express consent by the copyright owner, except for reproduction in daily press and regular printed publications on sale to the public within 60 days of the event related to those data/results and always provided that copyright symbol appears together as follows below.  
© DORNA, 2024

**Num Lap Time Gap**

Lap 12			Lap 15			Lap 18			Lap 20		
95	1'41.270		95	1'41.067		95	1'40.683		48	1'40.600	
48	1'41.221	0.227	31	1'41.119	0.357	48	1'40.619	0.847	95	1'40.968	0.012
72	1'41.447	0.340	80	1'40.830	0.427	80	1'41.255	1.313	64	1'41.519	2.197
31	1'41.209	0.412	64	1'41.190	0.543	64	1'41.058	1.350	99	1'41.566	2.430
64	1'41.394	0.509	48	1'41.643	0.668	99	1'41.111	1.706	80	1'41.839	2.460
80	1'41.249	0.625	36	1'41.319	0.792	58	1'40.916	1.782	58	1'41.416	2.487
96	1'41.159	0.840	6	1'41.158	1.038	82	1'40.842	1.983	31	1'41.082	2.531
36	1'41.505	0.998	99	1'41.133	1.274	31	1'40.979	2.177	36	1'41.037	2.689
6	1'41.455	1.056	58	1'41.320	1.716	36	1'41.146	2.185	82	1'40.957	2.877
99	1'41.797	1.160	82	1'41.269	1.810	6	1'41.487	2.655	6	1'40.830	2.932
82	1'41.277	1.823	96	1'41.518	1.934	96	1'41.289	2.982	96	1'42.574	5.067
58	1'41.206	1.981	66	1'41.360	2.145	66	1'42.559	5.112	66	1'43.283	9.420
66	1'41.179	2.072	72	1'51.036	10.825	72	1'42.299	16.182	72	1'43.440	20.016
78	1'42.283	16.464	78	1'42.210	19.358	78	1'42.062	24.918	12	1'42.544	27.868
19	1'42.265	16.642	12	1'42.032	19.476	10	1'42.659	25.075	78	1'42.695	27.940
12	1'42.791	16.841	19	1'41.915	19.617	12	1'42.569	25.229	10	1'42.742	28.140
22	1'42.401	17.042	54	1'41.967	19.847	19	1'42.431	25.414	19	1'42.644	28.201
54	1'42.646	17.155	10	1'41.884	19.904	54	1'42.743	25.842	54	1'42.421	28.261
85	1'41.870	17.378	85	1'42.403	23.023	85	1'42.410	28.287	85	1'42.464	31.102
10	1'42.214	17.542	5	1'43.256	23.205	5	1'42.459	28.533	5	1'43.118	32.446
5	1'42.132	18.333	18	1'41.655	28.753	18	1'41.808	31.681	18	1'41.938	33.731
7	1'42.049	26.343	7	1'42.033	29.100	7	1'42.001	31.971	7	1'41.960	33.878
18	1'41.614	27.631	55	1'43.365	34.311	55	1'43.653	42.611	55	1'43.946	48.306
55	1'42.201	28.293	70	1'46.653	38.457	70	1'44.073	47.621	70	1'43.584	52.844
70	1'42.788	29.115									

Lap 13			Lap 16			Lap 19		
95	1'41.255		95	1'40.903		95	1'40.992	
48	1'41.209	0.181	80	1'41.070	0.594	48	1'40.501	0.356
72	1'41.483	0.568	64	1'41.061	0.701	80	1'41.256	1.577
31	1'41.418	0.575	31	1'41.422	0.876	80	1'41.276	1.634
64	1'41.326	0.580	48	1'41.270	1.035	64	1'41.276	1.634
80	1'41.282	0.652	99	1'40.845	1.216	99	1'41.106	1.820
36	1'41.001	0.744	36	1'41.489	1.378	58	1'41.237	2.027
6	1'41.086	0.887	6	1'41.330	1.465	31	1'41.220	2.405
96	1'41.379	0.964	58	1'40.751	1.564	36	1'41.415	2.608
99	1'41.153	1.058	82	1'40.711	1.618	82	1'41.885	2.876
82	1'41.113	1.681	96	1'40.883	1.914	6	1'41.395	3.058
58	1'41.120	1.846	66	1'41.022	2.264	96	1'41.459	3.449
66	1'41.247	2.064	72	1'43.025	12.947	66	1'42.973	7.093
19	1'41.991	17.378	12	1'42.174	20.747	72	1'42.342	17.532
78	1'42.220	17.429	78	1'42.345	20.800	78	1'42.275	26.201
12	1'42.017	17.603	19	1'42.287	21.001	12	1'42.043	26.280
22	1'41.934	17.721	10	1'42.103	21.104	10	1'42.271	26.354
54	1'41.918	17.818	54	1'42.245	21.189	19	1'42.091	26.513
85	1'41.845	17.968	85	1'42.528	24.648	54	1'41.946	26.796
10	1'41.860	18.147	5	1'42.611	24.913	85	1'42.299	29.594
5	1'42.641	19.719	18	1'41.651	29.501	5	1'42.743	30.284
7	1'42.115	27.203	7	1'41.608	29.805	18	1'42.060	32.749
18	1'41.660	28.036	55	1'43.392	36.800	7	1'41.895	32.874
55	1'43.071	30.109	70	1'43.785	41.339	55	1'43.697	45.316
70	1'43.181	31.041						

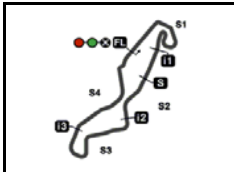
  

Lap 14			Lap 17		
95	1'41.335		95	1'40.757	
48	1'41.246	0.092	80	1'40.904	0.741
31	1'41.065	0.305	48	1'40.633	0.911
64	1'41.175	0.420	64	1'41.031	0.975
36	1'41.131	0.540	99	1'40.819	1.278
80	1'41.347	0.664			
72	1'41.623	0.856			
6	1'41.395	0.947			
99	1'41.485	1.208			
58	1'40.952	1.463			
96	1'41.854	1.483			
82	1'41.262	1.608			
66	1'41.123	1.852			
78	1'42.121	18.215			

Lapped rider

These data/results cannot be reproduced, stored and/or transmitted in whole or in part by any manner of electronic, mechanical, photocopying, recording, broadcasting or otherwise now known or herein after developed without the previous express consent by the copyright owner, except for reproduction in daily press and regular printed publications on sale to the public within 60 days of the event related to those data/results and always provided that copyright symbol appears together as follows below.  
© DORNA, 2024





4542 m.

## MOTUL TT ASSEN

## 2024 Rookie of the Year Classification

Moto3™

36

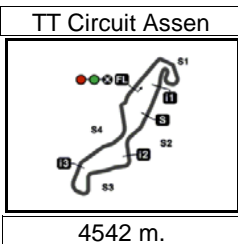
Rider	Nation	Points	Leader	Previous	QAT	POR	AME	SPA	FRA	CAT	ITA	NED	GER	GBR	AUT	ARA	RSM	KAZ	INA	JPN	AUS	THA	MAL	VAL	
1 PIQUERAS Angel	SPA	49			4	-	16	6	6	4	5	8													
2 ROULSTONE Jacob	AUS	44	5	5	6	5	8	4	4	8	7	2													
3 ESTEBAN Joel	SPA	36	13	8	5	8	7	-	13	2	-	1													
4 LUNETTA Luca	ITA	34	15	2	1	-	-	-	5	9	9	10													
5 ZURUTUZA Xabi	SPA	3	46	31	-	-	3	-	-	-	-	-													
6 DETTWILER Noah	SWI	2	47	1	-	-	2	-	-	-	-	-													

These data/results cannot be reproduced, stored and/or transmitted in whole or in part by any manner of electronic, mechanical, photocopying, recording, broadcasting or otherwise now known or herein after developed without the previous express consent by the copyright owner, except for reproduction in daily press and regular printed publications on sale to the public within 60 days of the event related to those data/results and always provided that copyright symbol appears together as follows below.  
© DORNA, 2024

Official MotoGP Timing by   
www.motogp.com

Assen, Sunday, June 30, 2024





Results and timing service provided by **TISSOT**

After the **MOTUL TT ASSEN**

**Moto3™**

**2024 Riders Performance**

(Qualifying Position - Starting Position - Race Position)

**37**

Rider	Points	QAT	POR	AME	SPA	FRA	CAT	ITA	NED	GER	GBR	AUT	ARA	RSM	KAZ	INA	JPN	AUS	THA	MAL	VAL	
1 ALONSO David	154	8	3	1	1	1	6	1	13													
		8-1	3-4	1-1	1-11	1-1	6-1	1-1	13-5	-	-	-	-	-	-	-	-	-	-	-	-	-
2 VEIJER Collin	115	10	6	4	3	5	2	4	3													
		10-5	6-6	3-NC	3-1	5-3	2-4	4-2	3-2	-	-	-	-	-	-	-	-	-	-	-	-	-
3 HOLGADO Daniel	111	1	4	3	18	2	9	5	15													
		1-2	4-1	2-2	18-7	2-2	9-6	5-14	15-11	-	-	-	-	-	-	-	-	-	-	-	-	-
4 ORTOLA Ivan	105	2	7	14	7	6	1	2	4													
		2-9	7-3	13-NC	7-3	6-5	1-2	2-6	4-1	-	-	-	-	-	-	-	-	-	-	-	-	-
5 MUÑOZ David	76	13	13	8	2	8	7	14	11													
		26-16	13-9	7-5	2-2	8-NC	7-5	14-5	11-3	-	-	-	-	-	-	-	-	-	-	-	-	-
6 YAMANAKA Ryusei	62	15	17	24	5	10	5	13	5													
		15-NC	17-NC	23-4	5-4	10-7	5-11	13-3	5-10	-	-	-	-	-	-	-	-	-	-	-	-	-
7 RUEDA Jose Antonio	58	3	1	2		3	3	3	7													
		3-NC	1-2	-NS	-	3-8	3-3	3-15	7-4	-	-	-	-	-	-	-	-	-	-	-	-	-
8 FERNANDEZ Adrian	54	4	15	12	12	4	8	17	8													
		4-NC	15-10	11-11	12-6	4-6	8-10	17-8	8-7	-	-	-	-	-	-	-	-	-	-	-	-	-
9 KELSO Joel	50	6	2	5	4	7	14	9	14													
		6-8	2-5	4-7	4-5	7-13	14-NC	9-12	14-12	-	-	-	-	-	-	-	-	-	-	-	-	-
10 PIQUERAS Angel	49	12	19	18	6	9	13	20	1													
		12-12	19-NC	17-3	6-10	9-10	13-12	20-11	1-8	-	-	-	-	-	-	-	-	-	-	-	-	-
11 ROULSTONE Jacob	44	17	14	6	17	11	16	7	20													
		17-10	14-11	5-8	17-12	11-12	16-8	7-9	20-14	-	-	-	-	-	-	-	-	-	-	-	-	-
12 ESTEBAN Joel	36	23	11	17	8	16	15	19	9													
		23-11	11-8	16-9	8-NC	16-4	15-14	19-18	9-15	-	-	-	-	-	-	-	-	-	-	-	-	-
13 NEPA Stefano	36	16	10	9	11	23	11	12	6													
		16-6	10-7	8-18	11-9	23-17	11-13	12-NC	6-9	-	-	-	-	-	-	-	-	-	-	-	-	-

NC=Not classified NL=Not finished first lap NP=Not started race re-start N2=Not finished first lap race re-start EX=Excluded NS=Not Started DS=Disqualified

These data/results cannot be reproduced, stored and/or transmitted in whole or in part by any manner of electronic, mechanical, photocopying, recording, broadcasting or otherwise now known or herein after developed without the previous express consent by the copyright owner, except for reproduction in daily press and regular printed publications on sale to the public within 60 days of the event related to those data/results and always provided that copyright symbol appears together as follows below.  
© DORNA, 2024

Official MotoGP Timing by **TISSOT**  
www.motogp.com



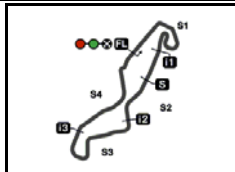
Rider	Points	QAT	POR	AME	SPA	FRA	CAT	ITA	NED	GER	GBR	AUT	ARA	RSM	KAZ	INA	JPN	AUS	THA	MAL	VAL
14 FURUSATO Taiyo	34	18	21	10	21	17	4	8	2												
		18-3	21-17	9-NC	21-17	17-14	4-NC	8-4	2-13	-	-	-	-	-	-	-	-	-	-	-	-
15 LUNETTA Luca	34	14	25	11	20	15	10	6	10												
		14-15	25-22	10-19	20-20	15-11	10-7	6-7	10-6	-	-	-	-	-	-	-	-	-	-	-	-
16 SUZUKI Tatsuki	31	19	20	16	9	14	21	15	12												
		19-7	20-12	15-6	9-25	14-9	21-15	15-NC	12-NC	-	-	-	-	-	-	-	-	-	-	-	-
17 ROSSI Riccardo	16	7	5	21	14	13	18	10	19												
		7-4	5-NC	20-16	14-18	13-NC	18-NC	10-13	19-18	-	-	-	-	-	-	-	-	-	-	-	-
18 CARRARO Nicola	15	22	16	20	10	20	25	21	22												
		22-14	16-15	19-12	10-8	20-19	25-18	21-16	22-16	-	-	-	-	-	-	-	-	-	-	-	-
19 BERTELLE Matteo	14	5	12	7	19	19	12	22	16												
		5-NC	12-DS	6-10	19-14	19-NC	12-17	22-10	16-21	-	-	-	-	-	-	-	-	-	-	-	-
20 FARIOLI Filippo	11	11	8	13	15	21	20	16	23												
		11-NC	8-16	12-15	15-13	21-NC	20-9	16-19	23-22	-	-	-	-	-	-	-	-	-	-	-	-
21 OGDEN Scott	5	20	9	15	13	12	19	18	17												
		20-13	9-14	14-DS	13-19	12-NC	19-16	18-17	17-17	-	-	-	-	-	-	-	-	-	-	-	-
22 ZURUTUZA Xabi	3			23	26	18	23	11	21												
		-	-	22-13	26-22	18-16	23-19	11-NP	21-19	-	-	-	-	-	-	-	-	-	-	-	-
23 PEREZ Vicente	3	9	18		24																
		9-NC	18-13	-	24-16	-	-	-	-	-	-	-	-	-	-	-	-	-	-	-	-
24 DETTWILER Noah	2	25	26	22	23	24	24	26	25												
		25-17	26-19	21-14	23-21	24-18	24-21	26-20	25-23	-	-	-	-	-	-	-	-	-	-	-	-
25 ALMANSA David	2			25	16	22	17	24	18												
		-	-	-NS	16-15	22-15	17-NC	24-21	18-NC	-	-	-	-	-	-	-	-	-	-	-	-
26 WHATLEY Joshua	0	21	22	19	22	25	26	23	24												
		21-18	22-18	18-17	22-23	25-21	26-20	23-23	24-24	-	-	-	-	-	-	-	-	-	-	-	-
27 BUASRI Tatchakorn	0	24	23	26	25	26	22	25	26												
		24-19	23-20	-NS	25-24	26-20	22-22	25-22	26-20	-	-	-	-	-	-	-	-	-	-	-	-
28 AL SAHOUTI Hamad	0		24																		
		-	24-21	-	-	-	-	-	-	-	-	-	-	-	-	-	-	-	-	-	-
29 ADITAMA Arbi	0						27														
		-	-	-	-	-	27-23	-	-	-	-	-	-	-	-	-	-	-	-	-	-

NC=Not classified NL=Not finished first lap NP=Not started race re-start N2=Not finished first lap race re-start EX=Excluded NS=Not Started DS=Disqualified

These data/results cannot be reproduced, stored and/or transmitted in whole or in part by any manner of electronic, mechanical, photocopying, recording, broadcasting or otherwise now known or herein after developed without the previous express consent by the copyright owner, except for reproduction in daily press and regular printed publications on sale to the public within 60 days of the event related to those data/results and always provided that copyright symbol appears together as follows below.  
© DORNA, 2024

Official MotoGP Timing by TISSOT  
www.motogp.com





4542 m.

**MOTUL TT ASSEN**  
**Official Starting Grid**

Race : 20 laps = 90.84 km



1	<b>1</b> 1'39.746 <b>36 Angel PIQUERAS</b> Honda	<b>2</b> 1'39.820 <b>72 Taiyo FURUSATO</b> Honda	<b>3</b> 1'40.055 <b>95 Collin VEIJER</b> Husqvarna
2	<b>4</b> 1'40.073 <b>48 Ivan ORTOLA</b> KTM	<b>5</b> 1'40.113 <b>6 Ryusei YAMANAKA</b> KTM	<b>6</b> 1'40.146 <b>82 Stefano NEPA</b> KTM
3	<b>7</b> 1'40.189 <b>99 Jose Antonio RUEDA</b> KTM	<b>8</b> 1'40.254 <b>31 Adrian FERNANDEZ</b> Honda	<b>9</b> 1'40.284 <b>78 Joel ESTEBAN</b> CFMOTO
4	<b>10</b> 1'40.298 <b>58 Luca LUNETTA</b> Honda	<b>11</b> 1'40.379 <b>64 David MUÑOZ</b> KTM	<b>12</b> 1'40.392 <b>24 Tatsuki SUZUKI</b> Husqvarna
5	<b>13</b> 1'40.457 <b>80 David ALONSO</b> CFMOTO	<b>14</b> 1'40.468 <b>66 Joel KELSO</b> KTM	<b>15</b> 1'40.476 <b>96 Daniel HOLGADO</b> GASGAS
6	<b>16</b> 1'40.735 <b>18 Matteo BERTELLE</b> Honda	<b>17</b> 1'41.139 <b>19 Scott OGDEN</b> Honda	<b>18</b> 1'41.570 <b>22 David ALMANSA</b> Honda
7	<b>19</b> 1'41.028 <b>54 Riccardo ROSSI</b> KTM	<b>20</b> 1'41.063 <b>12 Jacob ROULSTONE</b> GASGAS	<b>21</b> 1'41.152 <b>85 Xabi ZURUTUZA</b> KTM
8	<b>22</b> 1'41.497 <b>10 Nicola CARRARO</b> KTM	<b>23</b> 1'41.548 <b>7 Filippo FARIOLI</b> Honda	<b>24</b> 1'42.025 <b>70 Joshua WHATLEY</b> Honda

FIM MotoGP Stewards long lap penalty for riders #10, #55 & #85 & double long lap penalty for riders #7, #18, #70 & 78

The results are provisional until the end of the limit for protest and appeals and until the ratification of the Event Management Committee.

Time limit for protest expires 60' at the latest after publication of the results - ..... Time: .....

These data/results cannot be reproduced, stored and/or transmitted in whole or in part by any manner of electronic, mechanical, photocopying, recording, broadcasting or otherwise now known or herein after developed without the previous express consent by the copyright owner, except for reproduction in daily press and regular printed publications on sale to the public within 60 days of the event related to those data/results and always provided that copyright symbol appears together as follows below.

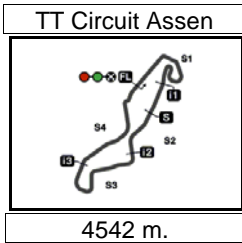
© DORNA, 2024

Official MotoGP Timing by TISSOT  
www.motogp.com



Assen, Sunday, June 30, 2024

Page 1 of 2



Results and timing service provided by **TISSOT**

Revised  
**Moto3™**

**MOTUL TT ASSEN**  
**Official Starting Grid**

Race : 20 laps = 90.84 km

9

**25**  
1'42.264  
**55 Noah DETTWILER**  
KTM

**26**  
1'42.411  
**5 Tatchakorn BUASRI**  
Honda

**FIM MotoGP Stewards long lap penalty for riders #10, #55 & #85 & double long lap penalty for riders #7, #18, #70 & 78**

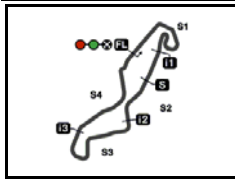
The results are provisional until the end of the limit for protest and appeals and until the ratification of the Event Management Committee.  
Time limit for protest expires 60' at the latest after publication of the results - ..... Time: .....

These data/results cannot be reproduced, stored and/or transmitted in whole or in part by any manner of electronic, mechanical, photocopying, recording, broadcasting or otherwise now known or herein after developed without the previous express consent by the copyright owner, except for reproduction in daily press and regular printed publications on sale to the public within 60 days of the event related to those data/results and always provided that copyright symbol appears together as follows below.  
© DORNA, 2024

Official MotoGP Timing by **TISSOT**  
www.motogp.com

**Assen, Sunday, June 30, 2024**





4542 m.

## MOTUL TT ASSEN

## Race

## Top Speed &amp; Average



Rider	Nation	Motorcycle	Top 5 speeds					Average	Top
96 Daniel HOLGADO	SPA	GASGAS	222.9	222.5	222.5	222.1	221.7	222.2	222.9
99 Jose Antonio RUEDA	SPA	KTM	222.5	221.3	220.9	220.5	220.1	220.8	222.5
36 Angel PIQUERAS	SPA	HONDA	221.7	220.5	220.1	220.1	219.7	220.3	221.7
82 Stefano NEPA	ITA	KTM	221.7	221.7	221.7	221.3	220.9	221.3	221.7
6 Ryusei YAMANAKA	JPN	KTM	221.3	221.3	221.3	221.3	220.9	221.2	221.3
80 David ALONSO	COL	CFMOTO	221.3	220.9	220.9	220.5	220.5	220.7	221.3
24 Tatsuki SUZUKI	JPN	HUSQVARNA	220.9	220.5				220.7	220.9
58 Luca LUNETTA	ITA	HONDA	220.9	220.9	220.1	219.7	219.7	220.3	220.9
85 Xabi ZURUTUZA	SPA	KTM	220.9	220.1	219.3	218.5	218.1	219.0	220.9
10 Nicola CARRARO	ITA	KTM	220.5	220.1	219.7	218.9	218.9	219.6	220.5
31 Adrian FERNANDEZ	SPA	HONDA	220.5	220.5	220.1	219.7	219.3	219.9	220.5
54 Riccardo ROSSI	ITA	KTM	220.5	219.7	219.7	219.3	218.9	219.6	220.5
66 Joel KELSO	AUS	KTM	220.5	220.1	219.3	219.3	218.9	219.6	220.5
48 Ivan ORTOLA	SPA	KTM	219.7	217.7	217.0	217.0	216.6	217.6	219.7
64 David MUÑOZ	SPA	KTM	219.7	219.7	219.3	219.3	219.3	219.5	219.7
72 Taiyo FURUSATO	JPN	HONDA	219.7	218.5	217.0	216.6	216.2	217.2	219.7
22 David ALMANSA	SPA	HONDA	219.3	218.9	218.5	218.5	218.5	218.7	219.3
95 Collin VEIJER	NED	HUSQVARNA	219.3	217.4	217.0	217.0	216.2	217.0	219.3
12 Jacob ROULSTONE	AUS	GASGAS	218.9	218.5	217.4	217.4	217.0	217.8	218.9
55 Noah DETTWILER	SWI	KTM	218.9	217.0	216.2	216.2	215.8	216.8	218.9
5 Tatchakorn BUASRI	THA	HONDA	218.5	218.1	217.7	217.4	217.0	217.6	218.5
78 Joel ESTEBAN	SPA	CFMOTO	218.5	217.7	217.4	217.4	217.0	217.6	218.5
19 Scott OGDEN	GBR	HONDA	217.7	217.4	217.4	217.4	217.0	217.3	217.7
18 Matteo BERTELLE	ITA	HONDA	217.4	215.4	214.7	214.7	214.3	215.3	217.4
7 Filippo FARIOLI	ITA	HONDA	215.8	215.1	215.1	214.3	213.9	214.8	215.8
70 Joshua WHATLEY	GBR	HONDA	215.4	214.7	214.3	213.9	213.6	214.4	215.4

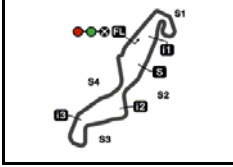
These data/results cannot be reproduced, stored and/or transmitted in whole or in part by any manner of electronic, mechanical, photocopying, recording, broadcasting or otherwise now known or herein after developed without the previous express consent by the copyright owner, except for reproduction in daily press and regular printed publications on sale to the public within 60 days of the event related to those data/results and always provided that copyright symbol appears together as follows below.

© DORNA, 2024

Official MotoGP Timing by TISSOT  
www.motogp.com



Assen, Sunday, June 30, 2024




4542 m.

## MOTUL TT ASSEN

## Race

## Fastest Laps Sequence

Lap	Race Time	 Rider	Nation	Motorcycle	Time	Km/h	Riders's Lap
2	<b>3'27.177</b>	48 Ivan ORTOLA	SPA	KTM	<b>1'40.784</b>	162.2	2
2	<b>3'27.313</b>	36 Angel PIQUERAS	SPA	HONDA	<b>1'40.610</b>	162.5	2
2	<b>3'28.028</b>	99 Jose Antonio RUEDA	SPA	KTM	<b>1'40.510</b>	162.6	2
2	<b>3'28.196</b>	64 David MUÑOZ	SPA	KTM	<b>1'40.477</b>	162.7	2
3	<b>5'09.387</b>	31 Adrian FERNANDEZ	SPA	HONDA	<b>1'40.405</b>	162.8	3

These data/results cannot be reproduced, stored and/or transmitted in whole or in part by any manner of electronic, mechanical, photocopying, recording, broadcasting or otherwise now known or herein after developed without the previous express consent by the copyright owner, except for reproduction in daily press and regular printed publications on sale to the public within 60 days of the event related to those data/results and always provided that copyright symbol appears together as follows below.

© DORNA, 2024

Official MotoGP Timing by TISSOT  
www.motogp.com



Assen, Sunday, June 30, 2024