

4542 m.

MOTUL TT ASSEN

Practice Nr. 1

Classification

6



Rider	Nation	Team	Motorcycle	Time	Lap	Total	Gap	Top Speed
1 95 Collin VEIJER	NED	Liqui Moly Husqvarna Intact GP	HUSQVARNA	1'40.259	11	14		211.0
2 6 Ryusei YAMANAKA	JPN	MT Helmets - MSI	KTM	1'40.553	12	18	0.294 0.294	213.9
3 48 Ivan ORTOLA	SPA	MT Helmets - MSI	KTM	1'40.569	12	18	0.310 0.016	213.6
4 31 Adrian FERNANDEZ	SPA	Leopard Racing	HONDA	1'40.603	16	18	0.344 0.034	212.1
5 99 Jose Antonio RUEDA	SPA	Red Bull KTM Ajo	KTM	1'40.626	12	16	0.367 0.023	213.2
6 36 Angel PIQUERAS	SPA	Leopard Racing	HONDA	1'40.688	13	16	0.429 0.062	216.2
7 66 Joel KELSO	AUS	BOE Motorsports	KTM	1'40.789	13	16	0.530 0.101	214.3
8 58 Luca LUNETTA	ITA	SIC58 Squadra Corse	HONDA	1'40.865	12	15	0.606 0.076	214.3
9 80 David ALONSO	COL	CFMOTO Gaviota Aspar Team	CFMOTO	1'40.904	16	16	0.645 0.039	214.3
10 96 Daniel HOLGADO	SPA	Red Bull GASGAS Tech3	GASGAS	1'40.907	11	16	0.648 0.003	214.3
11 24 Tatsuki SUZUKI	JPN	Liqui Moly Husqvarna Intact GP	HUSQVARNA	1'40.921	11	14	0.662 0.014	214.3
12 19 Scott OGDEN	GBR	MLav Racing	HONDA	1'41.115	11	14	0.856 0.194	213.2
13 12 Jacob ROULSTONE	AUS	Red Bull GASGAS Tech3	GASGAS	1'41.119	13	17	0.860 0.004	213.6
14 82 Stefano NEPA	ITA	LEVELUP - MTA	KTM	1'41.126	15	15	0.867 0.007	214.7
15 72 Taiyo FURUSATO	JPN	Honda Team Asia	HONDA	1'41.128	15	15	0.869 0.002	215.1
16 64 David MUÑOZ	SPA	BOE Motorsports	KTM	1'41.425	4	13	1.166 0.297	215.4
17 7 Filippo FARIOLI	ITA	SIC58 Squadra Corse	HONDA	1'41.536	16	16	1.277 0.111	212.8
18 54 Riccardo ROSSI	ITA	CIP Green Power	KTM	1'41.687	12	16	1.428 0.151	213.9
19 18 Matteo BERTELLE	ITA	Kopron Rivacold Snipers Team	HONDA	1'41.706	15	16	1.447 0.019	213.6
20 10 Nicola CARRARO	ITA	LEVELUP - MTA	KTM	1'41.707	12	16	1.448 0.001	215.8
21 78 Joel ESTEBAN	SPA	CFMOTO Gaviota Aspar Team	CFMOTO	1'41.723	13	16	1.464 0.016	215.4
22 22 David ALMANSA	SPA	Kopron Rivacold Snipers Team	HONDA	1'41.789	13	16	1.530 0.066	210.6
23 70 Joshua WHATLEY	GBR	MLav Racing	HONDA	1'41.985	13	16	1.726 0.196	211.7
24 5 Tatchakorn BUASRI	THA	Honda Team Asia	HONDA	1'42.377	12	15	2.118 0.392	214.7
25 55 Noah DETTWILER	SWI	CIP Green Power	KTM	1'42.510	12	16	2.251 0.133	214.7
26 85 Xabi ZURUTUZA	SPA	Red Bull KTM Ajo	KTM	1'42.984	15	16	2.725 0.474	214.3

Practice condition: Dry

Air: 19°

Humidity: 52%

Ground: 34°

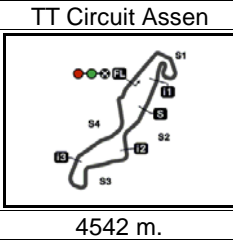
Fastest Lap:	Lap: 11	Collin VEIJER	1'40.259	163 Km/h
Best Race Lap:	2022	John MCPHEE	1'41.190	161.5 Km/h
All-Time Lap Record:	2024	Collin VEIJER	1'40.259	163.0 Km/h

The results are provisional until the end of the limit for protest and appeals.

Time limit for protest expires 60' after publication of the results - Time:

These data/results cannot be reproduced, stored and/or transmitted in whole or in part by any manner of electronic, mechanical, photocopying, recording, broadcasting or otherwise now known or herein after developed without the previous express consent by the copyright owner, except for reproduction in daily press and regular printed publications on sale to the public within 60 days of the event related to those data/results and always provided that copyright symbol appears together as follows below.

© DORNA, 2024



MOTUL TT ASSEN

Practice Nr. 1

Top Speed & Average

8



Rider	Nation	Motorcycle	Top 5 speeds					Average	Top
36 Angel PIQUERAS	SPA	HONDA	216.2	215.4	213.9	213.9	212.5	214.4	216.2
10 Nicola CARRARO	ITA	KTM	215.8	215.8	215.1	214.7	213.9	215.1	215.8
64 David MUÑOZ	SPA	KTM	215.4	214.7	214.3	213.9	213.9	214.4	215.4
78 Joel ESTEBAN	SPA	CFMOTO	215.4	213.2	211.7	211.7	211.3	212.3	215.4
72 Taiyo FURUSATO	JPN	HONDA	215.1	213.9	213.2	213.2	212.8	213.6	215.1
5 Tatchakorn BUASRI	THA	HONDA	214.7	213.2	213.2	212.8	212.1	212.9	214.7
55 Noah DETTWILER	SWI	KTM	214.7	213.9	213.6	213.6	213.2	213.8	214.7
82 Stefano NEPA	ITA	KTM	214.7	214.7	213.9	213.2	213.2	213.9	214.7
24 Tatsuki SUZUKI	JPN	HUSQVARNA	214.3	214.3	214.3	213.9	213.9	214.1	214.3
58 Luca LUNETTA	ITA	HONDA	214.3	213.2	213.2	212.8	212.1	212.8	214.3
66 Joel KELSO	AUS	KTM	214.3	213.6	213.6	213.2	212.8	213.5	214.3
80 David ALONSO	COL	CFMOTO	214.3	213.2	213.2	213.2	212.5	213.1	214.3
85 Xabi ZURUTUZA	SPA	KTM	214.3	213.9	213.6	212.8	212.8	213.5	214.3
96 Daniel HOLGADO	SPA	GASGAS	214.3	213.6	212.1	212.1	212.1	212.8	214.3
6 Ryusei YAMANAKA	JPN	KTM	213.9	212.8	212.8	212.8	212.1	212.9	213.9
54 Riccardo ROSSI	ITA	KTM	213.9	213.2	213.2	213.2	212.5	213.2	213.9
12 Jacob ROULSTONE	AUS	GASGAS	213.6	212.1	212.1	211.7	211.0	211.9	213.6
18 Matteo BERTELLE	ITA	HONDA	213.6	211.7	210.6	209.5	209.2	210.6	213.6
48 Ivan ORTOLA	SPA	KTM	213.6	212.8	212.8	211.7	211.7	212.3	213.6
19 Scott OGDEN	GBR	HONDA	213.2	212.1	212.1	211.7	211.7	212.1	213.2
99 Jose Antonio RUEDA	SPA	KTM	213.2	212.8	212.8	212.5	211.7	212.5	213.2
7 Filippo FARIOLI	ITA	HONDA	212.8	212.8	212.1	211.7	211.7	212.2	212.8
31 Adrian FERNANDEZ	SPA	HONDA	212.1	212.1	211.3	211.3	211.3	211.6	212.1
70 Joshua WHATLEY	GBR	HONDA	211.7	211.7	211.3	211.0	210.6	211.3	211.7
95 Collin VEIJER	NED	HUSQVARNA	211.0	211.0	211.0	210.6	210.6	210.8	211.0
22 David ALMANSA	SPA	HONDA	210.6	210.3	210.3	209.9	209.5	210.1	210.6

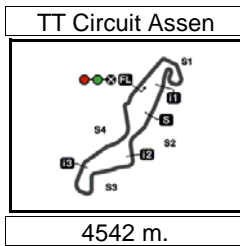
These data/results cannot be reproduced, stored and/or transmitted in whole or in part by any manner of electronic, mechanical, photocopying, recording, broadcasting or otherwise now known or herein after developed without the previous express consent by the copyright owner, except for reproduction in daily press and regular printed publications on sale to the public within 60 days of the event related to those data/results and always provided that copyright symbol appears together as follows below.

© DORNA, 2024

Official MotoGP Timing by TISSOT
www.motogp.com



Assen, Friday, June 28, 2024



MOTUL TT ASSEN
Practice Nr. 1

Chronological Analysis of Performances

9

* Lap / Sector time cancelled T1 Time from finish line to 1st intermediate T3 Time from 2nd intermed. to 3rd intermed.
P Crossing the finish line in pit lane T2 Time from 1st intermed. to 2nd intermed. T4 Time from 3rd intermediate to finish line

Lap	Lap Time	T1	T2	T3	T4	Speed	Lap	Lap Time	T1	T2	T3	T4	Speed
1st	95	Collin VEIJER Liqui Moly Husqvarna NED					7	1'42.328	33.179	16.390	29.118	23.641	208.8
		Runs=2	Total laps=14	Full laps=11	Valid laps=11	8	1'42.180	33.196	16.332	28.926	23.726	208.8	
1	3'13.176	31.790	16.550	29.488	23.993	207.4	9	1'53.850 P	33.470	16.402	31.759	32.219	208.8
2	1'41.192	33.023	16.161	28.565	23.443	209.2	10	6'11.357 *	30.839	16.351	29.230*	24.444	212.8
3	1'40.796	32.826	16.079	28.553	23.338	211.0	11	1'40.687	32.793	16.075	28.496	23.323	212.8
4	1'40.732	32.848	16.018	28.567	23.299	210.6	12	1'40.569	32.860	16.085	28.413	23.211	211.3
5	1'40.524	32.816	16.062	28.491	23.155	210.6	13	1'41.120	32.834	16.211	28.681	23.394	211.0
6	1'40.848	32.753	16.061	28.620	23.414	210.6	14	1'41.541	33.076	16.249	28.686	23.530	211.0
7	1'42.482	32.810	15.947	28.866	24.859	210.3	15	1'41.988 *	33.000	16.340	28.905*	23.743	210.6
8	1'40.837	32.730	16.103	28.582	23.422	210.6	16	1'43.925	35.325	16.119	28.990	23.491	213.6
9	1'51.259 P	34.712	16.533	29.475	30.539	208.5	17	1'41.229	33.018	16.231	28.667	23.313	211.7
10	12'19.122	31.532	17.431	29.719	23.567	201.3	18	1'41.046	33.082	16.170	28.464	23.330	211.7
11	1'40.259	32.732	15.983	28.285	23.259	209.9							
12	1'40.354	32.682	16.082	28.468	23.122	211.0							
13	1'40.594	32.748	16.010	28.501	23.335	211.0							
14	1'47.800	37.588	16.497	29.720	23.995	209.9							
4th	31	Adrian FERNANDEZ Leopard Racing SPA					1	2'05.955	31.052	16.323	29.357	24.079	211.3
		Runs=3	Total laps=18	Full laps=13	Valid laps=11	2	1'41.915	33.276	16.415	28.825	23.399	212.1	
1	2'05.955	31.052	16.323	29.357	24.079	211.3	3	1'41.713	33.155	16.215	28.869	23.474	211.3
2	1'41.915	33.276	16.415	28.825	23.399	212.1	4	1'41.248	32.960	16.165	28.674	23.449	211.0
3	1'41.713	33.155	16.215	28.869	23.474	211.3	5	1'41.595	33.197	16.191	28.658	23.549	211.3
4	1'41.248	32.960	16.165	28.674	23.449	211.0	6	1'41.767	33.318	16.235	28.875	23.339	209.9
5	1'41.595	33.197	16.191	28.658	23.549	211.3	7	1'41.564 *	33.16*	16.260	28.690	23.445	211.0
6	1'41.767	33.318	16.235	28.875	23.339	209.9	8	1'41.476	33.099	16.228	28.614	23.535	209.9
7	1'41.564 *	33.16*	16.260	28.690	23.445	211.0	9	1'51.244 P	33.195	16.376	29.186	32.487	210.6
8	1'41.476	33.099	16.228	28.614	23.535	209.9	10	4'29.085	30.926	16.293	28.921	23.319	209.9
9	1'51.244 P	33.195	16.376	29.186	32.487	210.6	11	1'40.955	33.014	16.186	28.558	23.197	210.3
10	4'29.085	30.926	16.293	28.921	23.319	209.9	12	1'50.279 P	33.756	16.312	28.852*	31.359	209.9
11	1'40.955	33.014	16.186	28.558	23.197	210.3	13	4'15.852	37.669	16.381	28.684	23.299	209.5
12	1'50.279 P	33.756	16.312	28.852*	31.359	209.9	14	1'40.709	32.874	16.162	28.426	23.247	210.6
13	4'15.852	37.669	16.381	28.684	23.299	209.5	15	1'40.740	32.834	16.121	28.582	23.203	210.3
14	1'40.709	32.874	16.162	28.426	23.247	210.6	16	1'40.603	32.799	16.035	28.578	23.191	212.1
15	1'40.740	32.834	16.121	28.582	23.203	210.3	17	1'40.960 *	32.873	16.149	28.633	23.305*	211.0
16	1'40.603	32.799	16.035	28.578	23.191	212.1	18	1'41.477	33.159	16.191	28.696	23.431	210.3
17	1'40.960 *	32.873	16.149	28.633	23.305*	211.0							
18	1'41.477	33.159	16.191	28.696	23.431	210.3							
5th	99	Jose Antonio RUED Red Bull KTM Ajo SPA					1	2'03.828	31.947	16.831	29.895	24.060	212.5
		Runs=2	Total laps=16	Full laps=13	Valid laps=11	2	1'43.348	33.885	16.541	29.144	23.778	210.3	
1	2'03.828	31.947	16.831	29.895	24.060	212.5	3	1'42.691	33.722	16.398	29.002	23.569	210.3
2	1'43.348	33.885	16.541	29.144	23.778	210.3	4	1'42.025	33.219	16.296	28.999	23.511	213.2
3	1'42.691	33.722	16.398	29.002	23.569	210.3	5	1'42.083	33.598	16.246	28.765	23.474	212.8
4	1'42.025	33.219	16.296	28.999	23.511	213.2	6	1'41.894	33.277	16.354	28.833	23.430	210.3
5	1'42.083	33.598	16.246	28.765	23.474	212.8	7	1'41.914 *	33.31*	16.291	28.722	23.590	211.0
6	1'41.894	33.277	16.354	28.833	23.430	210.3	8	1'41.774	33.158	16.293	28.805	23.518	210.3
7	1'41.914 *	33.31*	16.291	28.722	23.590	211.0	9	1'41.750	33.225	16.295	28.740	23.490	211.0
8	1'41.774	33.158	16.293	28.805	23.518	210.3	10	1'49.189 P	33.309	16.426	28.852	30.602	210.6
9	1'41.750	33.225	16.295	28.740	23.490	211.0							
10	1'49.189 P	33.309	16.426	28.852	30.602	210.6							
3rd	48	Ivan ORTOLA MT Helmets - MSI SPA					1	3'03.178	32.379	16.607	29.317	24.754	208.1
		Runs=2	Total laps=18	Full laps=15	Valid laps=14	2	1'42.704	33.654	16.383	28.965	23.702	210.3	
1	3'03.178	32.379	16.607	29.317	24.754	208.1	3	1'41.835	33.241	16.173	28.834	23.587	211.7
2	1'42.704	33.654	16.383	28.965	23.702	210.3	4	1'42.203	33.221	16.263	28.975	23.744	209.9
3	1'41.835	33.241	16.173	28.834	23.587	211.7	5	1'42.183	33.159	16.244	29.039	23.741	211.7
4	1'42.203	33.221	16.263	28.975	23.744	209.9	6	1'42.308	33.247	16.331	29.009	23.721	209.2
5	1'42.183	33.159	16.244	29.039	23.741	211.7							
6	1'42.308	33.247	16.331	29.009	23.721	209.2							

Fastest Lap: Collin VEIJER Liqui Moly Husqvarna NED **1'40.259** 32.732 15.983 28.285 23.259

These data/results cannot be reproduced, stored and/or transmitted in whole or in part by any manner of electronic, mechanical, photocopying, recording, broadcasting or otherwise now known or herein after developed without the previous express consent by the copyright owner, except for reproduction in daily press and regular printed publications on sale to the public within 60 days of the event related to those data/results and always provided that copyright symbol appears together as follows below.
© DORNA, 2024



Practice Nr. 1

Moto3

Lap	Lap Time	T1	T2	T3	T4	Speed	Lap	Lap Time	T1	T2	T3	T4	Speed
11	9'31.712	30.637	16.579	32.947	24.485	208.5	10	9'57.921	40.417	17.202	31.227	24.337	206.4
12	1'40.626	32.903	16.171	28.337	23.215	212.8	11	1'41.407	33.175	16.180	28.653	23.399	211.7
13	1'40.782	32.931	16.156	28.483	23.212	211.7	12	1'40.865	33.064	16.042	28.475	23.284	212.8
14	1'40.878	33.068	16.170	28.421	23.219	211.3	13	1'41.253	32.915	16.181	28.625	23.532	214.3
15	1'41.082	33.028	16.214	28.512	23.328	211.0	14	1'48.283 *	36.211	18.284*	29.914	23.874*	211.3
16	1'40.920 *	32.999	16.190	28.497	23.234*	211.7	15	1'41.881	33.220	16.245	28.897	23.519	211.7

6th 36 Angel PIQUERAS Leopard Racing SPA Runs=4 Total laps=16 Full laps=9 Valid laps=9							9th 80 David ALONSO CFMOTO Gaviota As COL Runs=2 Total laps=16 Full laps=13 Valid laps=12						
1	2'06.250	31.797	16.969	29.976	24.388	211.7	1	1'48.211	31.882	16.517	29.473	23.751	210.3
2	1'42.301	33.284	16.314	29.107	23.596	213.9	2	1'42.543	33.562	16.249	29.122	23.610	211.7
3	1'41.763	33.151	16.221	28.477	23.914	213.9	3	1'41.682	33.313	16.245	28.824	23.300	211.3
4	1'41.484	32.992	16.034	28.849	23.609	216.2	4	1'41.341	33.087	16.177	28.720	23.357	212.1
5	1'45.198	35.508	16.472	29.071	24.147	212.5	5	1'41.471	33.065	16.120	28.882	23.404	212.5
6	1'43.701	33.599	16.573	29.317	24.212	209.9	6	1'41.039	33.005	16.105	28.718	23.211	211.0
7	1'52.240 P	33.659	16.814	29.223	32.544	210.3	7	2'17.709	56.252	26.850	30.691	23.916	91.0
8	4'55.187	30.446	16.529	29.401	23.819	211.0	8	1'44.629	34.574	16.242	29.878	23.935	214.3
9	1'42.242	33.058	16.497	28.958	23.729	211.0	9	1'42.253	33.582	16.271	28.973	23.427	212.5
10	1'41.994	32.995	16.412	28.965	23.622	211.7	10	1'49.608 P	33.440	16.187	28.909	31.072	211.7
11	1'53.559 P	35.927	16.744	29.734	31.154	206.0	11	9'22.201	31.257	16.316	28.732	23.224	211.7
12	5'29.985	38.756	16.752	29.224	23.607	210.3	12	2'08.508	58.937	16.692	29.286	23.593	209.5
13	1'40.688	32.812	16.072	28.379	23.425	215.4	13	1'42.329	34.043	16.238	28.742	23.306	212.5
14	1'59.383 P	41.291	16.427	30.455	31.210	212.1	14	1'41.019	33.000	16.131	28.541	23.347	213.2
15	2'16.485	43.913	16.938	30.529	23.514	204.3	15	1'41.173 *	32.957	16.118	28.804*	23.294	213.2
16	1'42.285	33.083	16.467	28.930	23.805	211.3	16	1'40.904	32.841	16.098	28.523	23.442	213.2

7th 66 Joel KELSO BOE Motorsports AUS Runs=2 Total laps=16 Full laps=13 Valid laps=10							10th 96 Daniel HOLGADO Red Bull GASGAS Te SPA Runs=2 Total laps=16 Full laps=13 Valid laps=10						
1	2'32.131	30.931	16.456	29.118	23.754	210.6	1	2'27.289	32.064	16.699	29.967	25.003	210.6
2	1'42.080	33.446	16.190	28.809	23.635	212.1	2	1'42.578	33.330	16.409	28.982	23.857	209.5
3	1'42.194	33.341	16.218	29.078	23.557	212.1	3	1'42.397	33.206	16.317	29.145	23.729	209.9
4	1'41.688	33.157	16.220	28.728	23.583	211.7	4	1'42.024	33.039	16.308	28.918	23.759	210.6
5	1'46.726	33.517	19.719	29.556	23.934	150.7	5	1'48.988 *	39.113	16.501	29.458*	23.916*	212.1
6	1'42.385	33.348	16.224	29.034	23.779	212.5	6	1'42.680	33.162	16.310	29.345	23.863	212.1
7	1'42.640	33.797	16.163	28.882	23.798	213.6	7	1'41.854	33.116	16.234	28.833	23.671	212.1
8	1'49.648 *	33.300	16.148	29.228	30.972*	214.3	8	1'41.775	32.967	16.301	28.893	23.614	209.9
9	1'44.544	33.663	16.458	30.398	24.025	209.9	9	1'59.664 P	36.213	19.199	29.870	34.382	153.0
10	1'43.206	33.495	16.311	29.573	23.827	211.0	10	8'17.426	31.158	16.306	28.952	23.453	211.7
11	1'53.877 P	35.008	17.205	30.169	31.495	200.0	11	1'40.907	32.837	16.173	28.633	23.264	211.0
12	8'15.579	39.338	16.628	30.138	24.096	211.3	12	2'02.220	49.512	18.344	30.203	24.161	190.0
13	1'40.789	33.006	16.074	28.401	23.308	213.6	13	1'41.528	32.984	16.346	28.741	23.457	209.9
14	1'51.333	39.841	16.436	30.132	24.924	209.9	14	1'41.628 *	33.009	16.262	28.806*	23.551	211.0
15	1'46.995 *	37.778	16.198	28.692	24.327*	213.2	15	1'41.129	32.815	16.134	28.662	23.518	214.3
16	1'45.232 *	36.696	16.219	28.991	23.326*	212.8	16	1'40.914 *	32.893	16.078	28.611	23.332*	213.6

8th 58 Luca LUNETTA SIC58 Squadra Corse ITA Runs=2 Total laps=15 Full laps=12 Valid laps=11							11th 24 Tatsuki SUZUKI Liqui Moly Husqvarna JPN Runs=4 Total laps=14 Full laps=8 Valid laps=6						
1	2'28.082	32.667	16.872	29.954	27.044	208.5	1	2'29.601	31.116	16.626	29.627	24.156	210.6
2	1'42.471	33.486	16.194	28.974	23.817	213.2	2	1'42.610	33.716	16.163	29.131	23.600	213.9
3	1'42.144	33.372	16.237	28.900	23.635	211.3	3	1'41.918	33.223	16.202	28.991	23.502	212.5
4	1'41.991	33.313	16.158	28.862	23.658	212.1	4	1'42.054 *	33.290	16.235	29.008*	23.521	212.8
5	1'48.966	39.007	16.458	29.595	23.906	213.2	5	1'47.746	36.991	17.257	29.557	23.941	193.9
6	1'42.714	33.322	16.300	29.100	23.992	212.1	6	1'42.782	33.193	16.286	29.053	24.250	213.2
7	1'41.963	33.204	16.159	28.830	23.770	212.1	7	1'41.355	33.007	16.185	28.764	23.399	214.3
8	1'41.433	33.051	16.184	28.740	23.458	211.0	8	1'54.764 P	36.584	16.113	28.853	33.214	214.3
9	1'59.077 P	34.607	17.310	33.555	33.605	199.3	9	6'51.571 P	31.798	16.598	29.667	32.068	208.8

Fastest Lap: Collin VEIJER Liqui Moly Husqvarna NED **1'40.259** 32.732 15.983 28.285 23.259

These data/results cannot be reproduced, stored and/or transmitted in whole or in part by any manner of electronic, mechanical, photocopying, recording, broadcasting or otherwise now known or herein after developed without the previous express consent by the copyright owner, except for reproduction in daily press and regular printed publications on sale to the public within 60 days of the event related to those data/results and always provided that copyright symbol appears together as follows below.
© DORNA, 2024

Practice Nr. 1

Moto3

Lap	Lap Time	T1	T2	T3	T4	Speed	Lap	Lap Time	T1	T2	T3	T4	Speed
10	6'40.448	36.188	21.032	29.069	23.556	141.5	12	1'47.629	33.163	16.175	34.728	23.563	211.3
11	1'40.921	32.922	15.969	28.694	23.336	214.3	13	1'41.356	33.083	16.169	28.777	23.327	212.1
12	1'54.476 *	38.868	20.409*	30.492	24.707	209.5	14	1'54.808 *	39.873	16.280	33.032*	25.623*	211.7
13	1'52.613 P	33.101	16.106	29.286	34.120	213.9	15	1'41.126	33.064	16.050	28.564	23.448	214.7
14	2'00.460	31.593	16.377	29.209	23.767	211.3							
12th	19	Scott OGDEN	MLav Racing		GBR		15th	72	Taiyo FURUSATO	Honda Team Asia		JPN	
		Runs=2	Total laps=14	Full laps=11	Valid laps=10			Runs=2	Total laps=15	Full laps=12	Valid laps=8		
1	2'30.884	32.034	17.162	29.295	23.705	207.1	1	2'30.382	30.586	16.461	29.283	23.914	211.0
2	1'42.836	33.671	16.393	28.996	23.776	211.7	2	1'42.550	33.558	16.169	28.943	23.880	213.9
3	1'42.955	33.366	16.684	29.258	23.647	210.6	3	1'42.020 *	33.165	16.133	29.048*	23.674	215.1
4	1'42.300	33.377	16.377	28.746	23.800	211.7	4	1'41.549	33.107	16.185	28.679	23.578	213.2
5	1'42.597	33.296	16.380	29.111	23.810	212.1	5	1'42.364	33.192	16.155	28.917	24.100	213.2
6	1'43.198	33.264	16.460	29.435	24.039	212.1	6	1'53.827 *	43.838	16.824	29.426	23.739*	209.2
7	1'47.575 *	33.796	16.568	33.110	24.101*	208.8	7	1'43.083 *	33.44*	16.491	29.168	23.978	209.5
8	1'51.732 P	33.391	16.439	29.059	32.843	210.6	8	1'42.757	33.278	16.517	28.950	24.012	210.3
9	1'42.288	32.854	17.272	32.437	23.565	200.9	9	1'52.517 P	34.917	16.408	29.528	31.664	210.6
10	1'41.281	32.990	16.390	28.485	23.416	208.8	10	9'57.343	37.389	17.817	29.880	23.431	190.0
11	1'41.115	32.980	16.107	28.742	23.286	213.2	11	1'44.763 *	33.048	19.132	28.973	23.610*	175.6
12	1'41.400	32.931	16.214	28.644	23.611	211.7	12	1'44.030	33.095	16.170	28.682	26.083	211.0
13	1'46.047	37.079	16.436	28.991	23.541	209.5	13	1'52.499	38.604	16.718	30.613	26.564	212.8
14	1'45.026	33.101	16.300	28.634	26.991	209.5	14	1'45.603	33.006	16.235	29.007	27.355	212.1
							15	1'41.128	32.968	16.173	28.489	23.498	212.5
13th	12	Jacob ROULSTONE	Red Bull GASGAS Te		AUS		16th	64	David MUÑOZ	BOE Motorsports		SPA	
		Runs=2	Total laps=17	Full laps=14	Valid laps=13			Runs=3	Total laps=13	Full laps=8	Valid laps=6		
1	2'28.658	31.858	16.862	29.898	24.510	209.9	1	2'06.511	30.101	16.379	29.453	24.299	214.3
2	1'42.469	33.574	16.367	28.801	23.727	211.0	2	1'41.548	33.279	16.062	29.031	23.176	215.4
3	1'42.123	33.393	16.348	28.834	23.548	209.9	3	1'42.069	33.270	15.960	28.937	23.902	214.7
4	1'42.407	33.494	16.284	28.946	23.683	210.3	4	1'41.425	33.033	16.176	28.987	23.229	213.9
5	1'43.088	33.518	16.251	29.141	24.178	210.6	5	1'43.525	33.104	16.152	29.166	25.103	213.9
6	1'49.613	36.825	16.644	31.452	24.692	208.5	6	2'05.473 *	46.275	17.738	31.623	29.837*	198.0
7	1'42.525	33.684	16.280	28.884	23.677	209.9	7	1'48.980	34.177	16.741	30.453	27.609	208.1
8	1'42.204	33.428	16.052	28.741	23.983	213.6	8	1'43.993	33.448	16.146	29.321	25.078	211.3
9	1'46.610	35.410	16.657	29.737	24.806	208.8	9	1'51.346 P	33.597	16.687	29.813	31.249	211.0
10	1'50.075 P	33.521	16.413	29.097	31.044	209.9	10	10'48.069	29.787	17.408	31.800	27.304	198.3
11	6'37.825	30.135	16.350	28.782	23.566	209.5	11	1'58.669 P	33.125			29.486	208.8
12	1'42.411 *	33.031	16.759	29.106*	23.515*	212.1	12	4'24.409	31.152	17.479	31.644	27.579	195.5
13	1'41.119	32.977	16.117	28.644	23.381	211.7	13	1'41.704 *	33.115	16.204	28.949*	23.436	213.6
14	1'49.794	39.438	16.358	29.576	24.422	210.3							
15	1'41.568	33.262	16.188	28.623	23.495	211.0	17th	7	Filippo FARIOLI	SIC58 Squadra Corse		ITA	
16	1'56.045	37.188	16.753	32.619	29.485	207.4			Runs=2	Total laps=16	Full laps=13	Valid laps=6	
17	1'42.216	33.364	16.083	29.093	23.676	212.1	1	2'29.484 *	33.217	16.996	29.485	28.162*	205.7
							2	1'43.177 *	33.70*	16.476	29.015	23.979	210.3
							3	1'42.582	33.250	16.261	29.247	23.824	210.3
							4	1'41.863	33.222	16.238	28.742	23.661	211.7
							5	1'48.371	33.377	16.174	33.264	25.556	212.8
							6	1'41.649	33.192	16.248	28.729	23.480	211.7
							7	1'42.211 *	33.345	16.299	28.803	23.764*	210.3
							8	1'46.627 *	33.112	16.380	31.843	25.292*	208.5
							9	1'42.351 *	33.26*	16.337	29.005	23.744	209.9
							10	1'47.975 P	33.226	16.445	29.070	29.234	208.5
							11	8'22.583 *	37.592	16.478	29.083	23.162*	209.5
							12	1'41.849 *	33.08*	16.349	28.831	23.581*	209.2
							13	1'47.620 *	39.192	16.258	28.681	23.489*	212.1
							14	1'53.073	36.765	16.832	34.388	25.088	208.5
							15	1'41.861 *	33.167	16.181	28.792	23.721*	212.8
14th	82	Stefano NEPA	LEVELUP - MTA		ITA								
		Runs=2	Total laps=15	Full laps=12	Valid laps=8								
1	2'12.863	31.234	16.430	30.419	24.173	211.0							
2	1'42.148	33.473	16.228	28.871	23.576	210.6							
3	1'41.728	33.286	16.198	28.707	23.537	210.6							
4	1'41.569	33.162	16.166	28.829	23.412	213.2							
5	1'41.520	33.227	16.119	28.731	23.443	212.1							
6	1'41.666 *	33.145	16.174	28.913	23.434*	210.3							
7	1'42.218 *	33.186	16.313	29.071	23.648*	213.2							
8	1'43.290 *	33.004	16.315	28.842	25.129*	209.5							
9	1'55.007 P	35.94*	17.414	30.491	31.156	199.3							
10	10'29.374	38.651	16.398	29.928	23.616	214.7							
11	1'41.473	33.047	16.140	28.822	23.464	213.9							

Fastest Lap: Collin VEIJER Liqui Moly Husqvarna NED **1'40.259** 32.732 15.983 28.285 23.259

These data/results cannot be reproduced, stored and/or transmitted in whole or in part by any manner of electronic, mechanical, photocopying, recording, broadcasting or otherwise now known or herein after developed without the previous express consent by the copyright owner, except for reproduction in daily press and regular printed publications on sale to the public within 60 days of the event related to those data/results and always provided that copyright symbol appears together as follows below.
© DORNA, 2024

Practice Nr. 1

Moto3

Lap	Lap Time	T1	T2	T3	T4	Speed	Lap	Lap Time	T1	T2	T3	T4	Speed
16	1'41.536	33.089	16.231	28.691	23.525	211.3	15	1'46.274 *	33.482	16.451	31.492	24.849*	211.3
18th	54	Riccardo ROSSI CIP Green Power ITA Runs=2 Total laps=16 Full laps=13 Valid laps=11					16	1'42.045	33.234	16.299	29.002	23.510	214.7
1	2'05.354	31.392	16.695	29.952	24.074	208.8	21st	78	Joel ESTEBAN CFMOTO Gaviota As SPA Runs=2 Total laps=16 Full laps=13 Valid laps=10				
2	1'43.834	33.811	16.395	29.841	23.787	213.2	1	1'53.930	31.586	16.749	29.601	23.833	207.8
3	1'42.439	33.446	16.309	29.017	23.667	211.7	2	1'43.179	33.607	16.465	29.372	23.735	209.2
4	1'48.413	33.512	16.421	29.577	28.903	213.9	3	1'43.274	33.596	16.371	29.548	23.759	209.5
5	1'43.477	33.568	16.359	29.135	24.415	213.2	4	1'42.956	33.540	16.373	29.290	23.753	210.3
6	1'42.862	33.502	16.365	29.117	23.878	211.3	5	1'43.124	33.537	16.484	29.347	23.756	210.3
7	1'48.089	33.593	16.598	33.808	24.090	212.5	6	1'43.291	33.705	16.421	29.458	23.707	210.3
8	1'45.253	33.508	16.589	29.922	25.234	208.1	7	1'44.208 *	34.29*	16.474	29.645	23.791	210.3
9	1'43.113	33.572	16.385	29.137	24.019	213.2	8	1'43.635 *	33.503	16.430	29.600*	24.102	209.9
10	1'54.217 P	35.417	17.088	29.956	31.756	203.3	9	1'42.793	33.461	16.434	29.218	23.680	211.3
11	9'05.516	30.573	16.490	32.884	24.651	210.6	10	1'51.154 P	33.424	16.314	29.289	32.127	209.9
12	1'41.687	33.295	16.306	28.697	23.389	211.0	11	8'59.097	32.863	16.515	29.398	23.621	211.7
13	1'42.869 *	33.090	16.342	28.777	24.660*	210.3	12	1'43.549	33.369	16.377	30.143	23.660	211.3
14	1'46.107 *	35.77*	16.553	29.386	24.398	210.3	13	1'41.723	33.188	16.177	28.981	23.377	211.7
15	1'46.026	33.129	16.307	28.844	27.746	210.3	14	1'54.603	39.685	16.661	33.468	24.789	213.2
16	1'41.893	33.177	16.317	28.808	23.591	211.7	15	1'47.691 *	33.033	16.083	29.056	29.519*	215.4
19th	18	Matteo BERTELLE Kopron Rivacold Snip ITA Runs=3 Total laps=16 Full laps=11 Valid laps=10					16	1'44.420	33.285	16.285	30.791	24.059	211.3
1	2'16.080	32.375	17.182	30.185	23.970	201.3	22nd	22	David ALMANSA Kopron Rivacold Snip SPA Runs=3 Total laps=16 Full laps=11 Valid laps=11				
2	1'43.977	33.946	16.552	29.304	24.175	211.7	1	2'15.953	32.640	17.105	29.897	24.308	206.0
3	1'43.159	33.449	16.480	29.348	23.882	208.8	2	1'44.454	33.921	16.540	29.676	24.317	208.1
4	1'43.167	33.440	16.491	29.285	23.951	209.2	3	1'43.699	33.680	16.430	29.419	24.170	209.2
5	1'45.491	35.100	16.471	29.685	24.235	210.6	4	1'43.243	33.587	16.609	29.282	23.765	208.8
6	1'42.837	33.442	16.409	29.247	23.739	208.8	5	1'53.380	33.699	16.734	34.233	28.714	208.1
7	1'57.012 P	34.934	17.178	30.610	34.290	200.9	6	1'52.051 P	33.721	16.713	29.522	32.095	207.8
8	5'15.742	33.982	16.863	30.459	23.801	207.4	7	6'10.862	34.599	18.179	30.316	24.033	191.2
9	1'42.911 *	33.411	16.566	29.224	23.710*	208.1	8	1'47.602	38.400	16.417	29.068	23.717	208.5
10	1'43.985	33.352	16.509	30.054	24.070	208.5	9	1'42.389	33.241	16.442	28.967	23.739	209.5
11	1'42.346	33.270	16.471	29.052	23.553	207.8	10	1'42.596	33.176	16.459	29.233	23.728	207.8
12	1'52.438 P	34.142	16.718	30.009	31.569	207.4	11	1'52.338 P	34.544	16.750	29.590	31.454	207.8
13	4'47.776	31.345	17.333	31.595	23.854	196.7	12	5'21.011	33.560	16.349	29.258	23.602	210.3
14	1'54.009	38.328	16.836	31.662	27.183	209.2	13	1'41.789	32.984	16.237	28.965	23.603	210.6
15	1'41.706	33.036	16.203	28.813	23.654	213.6	14	1'45.744	33.310	16.305	30.127	26.002	210.3
16	1'42.281	33.230	16.365	28.982	23.704	209.5	15	1'42.240	33.077	16.380	29.041	23.742	209.9
20th	10	Nicola CARRARO LEVELUP - MTA ITA Runs=2 Total laps=16 Full laps=13 Valid laps=9					16	1'42.984	33.307	16.529	29.294	23.854	207.8
1	2'06.183	32.514	16.937	30.030	24.371	211.7	23rd	70	Joshua WHATLEY MLav Racing GBR Runs=2 Total laps=16 Full laps=13 Valid laps=9				
2	1'43.831	34.159	16.481	29.234	23.957	213.9	1	2'13.530	31.281	16.870	32.263	27.215	206.0
3	1'43.805 *	33.686	16.491	29.302	24.326*	213.2	2	1'43.486	33.667	16.507	29.293	24.019	208.5
4	1'44.073	33.893	16.528	29.552	24.100	212.8	3	1'47.956	34.669	16.833	31.224	25.230	205.7
5	1'43.514	33.912	16.328	29.253	24.021	215.1	4	1'42.841	33.493	16.469	29.106	23.773	209.2
6	1'44.083	33.830	16.647	29.444	24.162	210.6	5	1'45.990	33.841	16.909	30.991	24.249	211.3
7	1'50.150	35.043	16.548	31.675	26.884	213.2	6	1'46.273	33.753	17.236	30.410	24.874	202.6
8	1'43.475 *	33.741	16.370	29.388*	23.976	213.2	7	1'50.468	34.320	16.966	30.174	29.008	205.0
9	1'43.567 *	33.783	16.506	29.299	23.979*	213.6	8	1'43.248	33.465	16.324	29.151	24.308	210.6
10	1'50.737 P	34.093	16.529	29.485	30.630	212.1	9	1'46.416 *	33.483	16.650	30.047	26.236*	210.3
11	9'09.294	30.262	16.425	32.351	24.642	213.6	10	1'50.103 P	33.55*	16.567	29.173	30.813	210.3
12	1'41.707	33.384	16.316	28.601	23.406	215.8	11	8'18.887 *	35.938	17.355	29.355	23.268*	194.2
13	1'42.096	33.464	16.182	28.853	23.597	215.8	12	1'44.090 *	33.31*	16.370	30.252	24.153	209.5
14	1'45.364	33.571	16.397	31.012	24.384	212.8	13	1'41.985	33.243	16.224	28.785	23.733	211.0

Fastest Lap: Collin VEIJER Liqui Moly Husqvarna NED 1'40.259 32.732 15.983 28.285 23.259

These data/results cannot be reproduced, stored and/or transmitted in whole or in part by any manner of electronic, mechanical, photocopying, recording, broadcasting or otherwise now known or herein after developed without the previous express consent by the copyright owner, except for reproduction in daily press and regular printed publications on sale to the public within 60 days of the event related to those data/results and always provided that copyright symbol appears together as follows below.
© DORNA, 2024

Practice Nr. 1

Moto3

Lap	Lap Time	T1	T2	T3	T4	Speed	Lap	Lap Time	T1	T2	T3	T4	Speed
14	1'54.680	42.286	16.479	30.175	25.740	208.8	14	1'46.220	33.525	16.290	29.276	27.129	212.8
15	1'47.127 *	37.232	16.344	29.175	24.376*	211.7	15	1'42.984	33.534	16.318	29.279	23.853	212.8
16	1'41.895 *	33.25*	16.232	28.749	23.661	211.7	16	1'43.376	33.520	16.535	29.509	23.812	211.3

24th 5 **Tatchakorn BUASRI** Honda Team Asia THA
Runs=2 Total laps=15 Full laps=12 Valid laps=10

1	2'27.590	36.265	17.246	30.190	25.222	201.9
2	1'43.343 *	33.610	16.401	29.278	24.054*	210.3
3	1'42.866	33.757	16.404	28.947	23.758	212.1
4	1'42.878	33.559	16.304	29.108	23.907	213.2
5	1'42.805	33.455	16.154	29.145	24.051	214.7
6	1'47.536	33.803	17.571	31.446	24.716	200.0
7	1'43.237 *	33.720	16.271	29.209	24.037*	213.2
8	1'42.917	33.391	16.333	29.102	24.091	212.8
9	1'59.563 P	37.598	17.806	32.018	32.141	201.9
10	9'58.963	37.876	19.855	30.509	23.800	157.7
11	1'43.258	33.308	16.537	29.402	24.011	212.1
12	1'42.377	33.315	16.305	28.963	23.794	212.1
13	1'46.663	35.274	17.225	30.091	24.073	203.3
14	1'46.620	34.380	16.850	30.501	24.889	206.0
15	1'43.397	33.420	16.575	29.459	23.943	208.5

25th 55 **Noah DETTWILER** CIP Green Power SWI
Runs=2 Total laps=16 Full laps=13 Valid laps=10

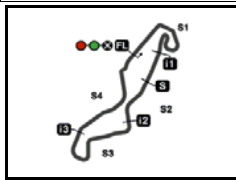
1	2'06.869	30.949	17.025	30.207	24.671	208.8
2	1'44.193 *	33.877	16.428	29.698	24.190*	213.6
3	1'44.143	33.842	16.541	29.735	24.025	211.0
4	1'43.880	33.726	16.617	29.694	23.843	210.6
5	1'43.831	33.781	16.531	29.492	24.027	212.1
6	1'43.603	33.554	16.546	29.301	24.202	210.6
7	1'44.087 *	33.672	16.537	29.753*	24.125	212.8
8	1'44.342	33.807	16.655	29.813	24.067	208.1
9	1'48.513	38.788	16.470	29.431	23.824	213.2
10	1'50.609 P	34.109	16.677	29.698	30.125	209.2
11	9'08.843	30.043	16.366	32.104	24.783	212.1
12	1'42.510	33.482	16.284	29.049	23.695	213.9
13	1'42.406 *	33.424	16.343	29.059*	23.580	212.8
14	1'42.667	33.389	16.233	29.046	23.999	213.6
15	1'46.747	36.766	16.362	29.275	24.344	214.7
16	1'42.761	33.338	16.396	29.249	23.778	212.8

26th 85 **Xabi ZURUTUZA** Red Bull KTM Ajo SPA
Runs=2 Total laps=16 Full laps=13 Valid laps=7

1	2'04.039	32.004	16.817	30.132	24.212	209.5
2	1'43.707 *	34.061	16.386	29.351	23.909*	211.7
3	1'43.500	34.092	16.200	29.325	23.883	214.3
4	1'44.684 *	33.720	16.455	29.513	24.996*	212.5
5	1'46.489 *	36.29*	16.312	29.719	24.162	213.6
6	1'43.614	33.736	16.494	29.469	23.915	210.6
7	1'48.672 *	33.767	16.580	33.686*	24.639	210.3
8	1'43.305	33.608	16.337	29.495	23.865	212.1
9	1'46.293 *	36.275	16.524	29.608	23.886*	212.1
10	1'50.269 P	33.841	16.476	29.517	30.435	212.5
11	9'06.932	30.128	16.299	32.273	23.959	212.5
12	1'42.719 *	33.509	16.407	29.196	23.607*	209.2
13	1'43.106	33.435	16.150	29.869	23.652	213.9

Fastest Lap: Collin VEIJER Liqui Moly Husqvarna NED **1'40.259** 32.732 15.983 28.285 23.259

These data/results cannot be reproduced, stored and/or transmitted in whole or in part by any manner of electronic, mechanical, photocopying, recording, broadcasting or otherwise now known or herein after developed without the previous express consent by the copyright owner, except for reproduction in daily press and regular printed publications on sale to the public within 60 days of the event related to those data/results and always provided that copyright symbol appears together as follows below.
© DORNA, 2024



4542 m.

MOTUL TT ASSEN

Practice Nr. 1

Best Partial Times


Moto3™

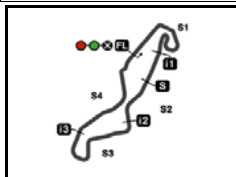
IT Ideal Lap Time, sum of the best partial times*BT* Best Lap Time

<i>T1</i>		<i>T2</i>		<i>T3</i>		<i>T4</i>				<i>IT</i>	<i>BT</i>	
<i>Pos</i>	<i>Rider</i>	<i>Time</i>	<i>Rider</i>	<i>Time</i>	<i>Rider</i>	<i>Time</i>	<i>Rider</i>	<i>Time</i>	<i>Pos</i>	<i>Rider</i>		
1	C.VEIJER	32.682	C.VEIJER	15.947	C.VEIJER	28.285	C.VEIJER	23.122	1	C.VEIJER	1'40.036	1'40.259 (1)
2	R.YAMANAKA	32.790	D.MUÑOZ	15.960	J.RUEDA	28.337	D.MUÑOZ	23.176	2	A.FERNANDEZ	1'40.451	1'40.603 (4)
3	I.ORTOLA	32.793	T.SUZUKI	15.969	A.PIQUERAS	28.379	R.YAMANAKA	23.184	3	R.YAMANAKA	1'40.474	1'40.553 (2)
4	A.FERNANDEZ	32.799	R.YAMANAKA	15.990	J.KELSO	28.401	A.FERNANDEZ	23.191	4	I.ORTOLA	1'40.492	1'40.569 (3)
5	A.PIQUERAS	32.812	A.PIQUERAS	16.034	I.ORTOLA	28.413	I.ORTOLA	23.211	5	J.RUEDA	1'40.608	1'40.626 (5)
6	D.HOLGADO	32.815	A.FERNANDEZ	16.035	A.FERNANDEZ	28.426	D.ALONSO	23.211	6	A.PIQUERAS	1'40.650	1'40.688 (6)
7	D.ALONSO	32.841	L.LUNETTA	16.042	L.LUNETTA	28.475	J.RUEDA	23.212	7	D.ALONSO	1'40.673	1'40.904 (9)
8	J.RUEDA	32.903	S.NEPA	16.050	S.OGDEN	28.485	D.HOLGADO	23.264	8	L.LUNETTA	1'40.716	1'40.865 (8)
9	L.LUNETTA	32.915	J.ROULSTONE	16.052	T.FURUSATO	28.489	L.LUNETTA	23.284	9	D.HOLGADO	1'40.768	1'40.907 (10)
10	T.SUZUKI	32.922	J.KELSO	16.074	R.YAMANAKA	28.510	S.OGDEN	23.286	10	J.KELSO	1'40.789	1'40.789 (7)
11	S.OGDEN	32.931	I.ORTOLA	16.075	D.ALONSO	28.523	J.KELSO	23.308	11	S.OGDEN	1'40.809	1'41.115 (12)
12	T.FURUSATO	32.968	D.HOLGADO	16.078	S.NEPA	28.564	S.NEPA	23.327	12	T.SUZUKI	1'40.921	1'40.921 (11)
13	J.ROULSTONE	32.977	J.ESTEBAN	16.083	N.CARRARO	28.601	T.SUZUKI	23.336	13	S.NEPA	1'40.945	1'41.126 (14)
14	D.ALMANSA	32.984	D.ALONSO	16.098	D.HOLGADO	28.611	J.ESTEBAN	23.377	14	T.FURUSATO	1'41.021	1'41.128 (15)
15	S.NEPA	33.004	S.OGDEN	16.107	J.ROULSTONE	28.623	J.ROULSTONE	23.381	15	J.ROULSTONE	1'41.033	1'41.119 (13)
16	J.KELSO	33.006	T.FURUSATO	16.133	F.FARIOLI	28.681	R.ROSSI	23.389	16	D.MUÑOZ	1'41.106	1'41.425 (16)
17	D.MUÑOZ	33.033	X.ZURUTUZA	16.150	T.SUZUKI	28.694	N.CARRARO	23.406	17	N.CARRARO	1'41.423	1'41.707 (20)
18	J.ESTEBAN	33.033	T.BUASRI	16.154	R.ROSSI	28.697	A.PIQUERAS	23.425	18	F.FARIOLI	1'41.424	1'41.536 (17)
19	M.BERTELLE	33.036	J.RUEDA	16.156	J.WHATLEY	28.749	T.FURUSATO	23.431	19	J.ESTEBAN	1'41.474	1'41.723 (21)
20	F.FARIOLI	33.089	F.FARIOLI	16.174	M.BERTELLE	28.813	F.FARIOLI	23.480	20	R.ROSSI	1'41.482	1'41.687 (18)
21	R.ROSSI	33.090	N.CARRARO	16.182	D.MUÑOZ	28.937	M.BERTELLE	23.553	21	M.BERTELLE	1'41.605	1'41.706 (19)
22	N.CARRARO	33.234	M.BERTELLE	16.203	T.BUASRI	28.947	N.DETTWILER	23.580	22	D.ALMANSA	1'41.788	1'41.789 (22)
23	J.WHATLEY	33.243	J.WHATLEY	16.224	D.ALMANSA	28.965	D.ALMANSA	23.602	23	J.WHATLEY	1'41.877	1'41.985 (23)
24	T.BUASRI	33.308	N.DETTWILER	16.233	J.ESTEBAN	28.981	X.ZURUTUZA	23.652	24	T.BUASRI	1'42.167	1'42.377 (24)

These data/results cannot be reproduced, stored and/or transmitted in whole or in part by any manner of electronic, mechanical, photocopying, recording, broadcasting or otherwise now known or herein after developed without the previous express consent by the copyright owner, except for reproduction in daily press and regular printed publications on sale to the public within 60 days of the event related to those data/results and always provided that copyright symbol appears together as follows below.
© DORNA, 2024

TT Circuit Assen

Results and timing service provided by  **TISSOT**



4542 m.

MOTUL TT ASSEN
Practice Nr. 1
Best Partial Times

Moto3™

IT Ideal Lap Time, sum of the best partial times

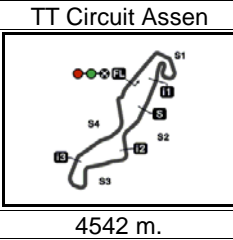
BT Best Lap Time

T1		T2		T3		T4				IT	BT	
<i>Pos</i>	<i>Rider</i>	<i>Time</i>	<i>Rider</i>	<i>Time</i>	<i>Rider</i>	<i>Time</i>	<i>Rider</i>	<i>Time</i>	<i>Pos</i>	<i>Rider</i>		
25	N.DETTWILER	33.338	D.ALMANSA	16.237	N.DETTWILER	29.046	J.WHATLEY	23.661	25	N.DETTWILER	1'42.197	1'42.510 (25)
26	X.ZURUTUZA	33.435	R.ROSSI	16.306	X.ZURUTUZA	29.196	T.BUASRI	23.758	26	X.ZURUTUZA	1'42.433	1'42.984 (26)

These data/results cannot be reproduced, stored and/or transmitted in whole or in part by any manner of electronic, mechanical, photocopying, recording, broadcasting or otherwise now known or herein after developed without the previous express consent by the copyright owner, except for reproduction in daily press and regular printed publications on sale to the public within 60 days of the event related to those data/results and always provided that copyright symbol appears together as follows below.
 © DORNA, 2024

Official MotoGP Timing by **TISSOT**
www.motogp.com






MOTUL TT ASSEN

Practice Nr. 1

Fastest Laps Sequence

<i>Practice Time</i>	 <i>Rider</i>	<i>Nation</i>	<i>Motorcycle</i>	<i>Time</i>	<i>Km/h</i>	<i>Rider's Lap</i>
3'30.754	80 David ALONSO	COL	CFMOTO	1'42.543	159.4	2
3'47.870	31 Adrian FERNANDEZ	SPA	HONDA	1'41.915	160.4	2
3'48.059	64 David MUÑOZ	SPA	KTM	1'41.548	161.0	2
4'54.368	95 Collin VEIJER	NED	HUSQVARNA	1'41.192	161.5	2
6'35.164	95 Collin VEIJER	NED	HUSQVARNA	1'40.796	162.2	3
8'15.896	95 Collin VEIJER	NED	HUSQVARNA	1'40.732	162.3	4
9'56.420	95 Collin VEIJER	NED	HUSQVARNA	1'40.524	162.6	5
30'51.227	95 Collin VEIJER	NED	HUSQVARNA	1'40.259	163.0	11

These data/results cannot be reproduced, stored and/or transmitted in whole or in part by any manner of electronic, mechanical, photocopying, recording, broadcasting or otherwise now known or herein after developed without the previous express consent by the copyright owner, except for reproduction in daily press and regular printed publications on sale to the public within 60 days of the event related to those data/results and always provided that copyright symbol appears together as follows below.

© DORNA, 2024