

4542 m.

MOTUL TT ASSEN

Free Practice

Classification

3



Rider	Nation	Team	Motorcycle	Time	Lap	Total	Gap	Top Speed
1 48 Ivan ORTOLA	SPA	MT Helmets - MSI	KTM	1'40.610	13	17		214.3
2 6 Ryusei YAMANAKA	JPN	MT Helmets - MSI	KTM	1'40.701	12	18	0.091 0.091	214.3
3 31 Adrian FERNANDEZ	SPA	Leopard Racing	HONDA	1'40.813	19	19	0.203 0.112	211.0
4 80 David ALONSO	COL	CFMOTO Gaviota Aspar Team	CFMOTO	1'40.849	18	18	0.239 0.036	213.6
5 99 Jose Antonio RUEDA	SPA	Red Bull KTM Ajo	KTM	1'40.958	13	16	0.348 0.109	212.8
6 19 Scott OGDEN	GBR	MLav Racing	HONDA	1'41.010	13	16	0.400 0.052	213.2
7 82 Stefano NEPA	ITA	LEVELUP - MTA	KTM	1'41.075	17	17	0.465 0.065	213.2
8 95 Collin VEIJER	NED	Liqui Moly Husqvarna Intact GP	HUSQVARNA	1'41.088	14	16	0.478 0.013	210.3
9 66 Joel KELSO	AUS	BOE Motorsports	KTM	1'41.399	18	18	0.789 0.311	211.7
10 78 Joel ESTEBAN	SPA	CFMOTO Gaviota Aspar Team	CFMOTO	1'41.643	13	16	1.033 0.244	211.3
11 54 Riccardo ROSSI	ITA	CIP Green Power	KTM	1'41.677	15	16	1.067 0.034	213.6
12 24 Tatsuki SUZUKI	JPN	Liqui Moly Husqvarna Intact GP	HUSQVARNA	1'41.769	8	15	1.159 0.092	213.6
13 96 Daniel HOLGADO	SPA	Red Bull GASGAS Tech3	GASGAS	1'41.780	15	18	1.170 0.011	216.2
14 64 David MUÑOZ	SPA	BOE Motorsports	KTM	1'41.938	7	16	1.328 0.158	215.8
15 72 Taiyo FURUSATO	JPN	Honda Team Asia	HONDA	1'42.023	11	11	1.413 0.085	211.3
16 22 David ALMANSA	SPA	Kopron Rivacold Snipers Team	HONDA	1'42.111	14	15	1.501 0.088	212.1
17 7 Filippo FARIOLI	ITA	SIC58 Squadra Corse	HONDA	1'42.171	18	18	1.561 0.060	208.1
18 36 Angel PIQUERAS	SPA	Leopard Racing	HONDA	1'42.178	7	17	1.568 0.007	213.6
19 58 Luca LUNETTA	ITA	SIC58 Squadra Corse	HONDA	1'42.194	6	16	1.584 0.016	212.5
20 85 Xabi ZURUTUZA	SPA	Red Bull KTM Ajo	KTM	1'42.391	13	16	1.781 0.197	213.2
21 18 Matteo BERTELLE	ITA	Kopron Rivacold Snipers Team	HONDA	1'42.461	13	13	1.851 0.070	211.3
22 12 Jacob ROULSTONE	AUS	Red Bull GASGAS Tech3	GASGAS	1'42.777	16	17	2.167 0.316	212.1
23 70 Joshua WHATLEY	GBR	MLav Racing	HONDA	1'42.800	14	14	2.190 0.023	210.3
24 55 Noah DETTWILER	SWI	CIP Green Power	KTM	1'42.832	16	16	2.222 0.032	213.2
25 5 Tatchakorn BUASRI	THA	Honda Team Asia	HONDA	1'43.180	17	17	2.570 0.348	213.2
26 10 Nicola CARRARO	ITA	LEVELUP - MTA	KTM	1'43.627	11	18	3.017 0.447	213.9

Practice condition: Dry

Air: 19°

Humidity: 65%

Ground: 29°

Fastest Lap:	Lap: 13	Ivan ORTOLA	1'40.610	162.5 Km/h
Best Race Lap:	2022	John MCPHEE	1'41.190	161.5 Km/h
All-Time Lap Record:	2024	Ivan ORTOLA	1'40.610	162.5 Km/h

The results are provisional until the end of the limit for protest and appeals.

Time limit for protest expires 60' after publication of the results - Time:

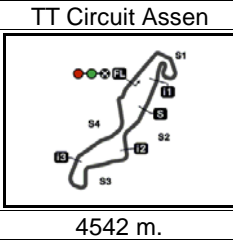
These data/results cannot be reproduced, stored and/or transmitted in whole or in part by any manner of electronic, mechanical, photocopying, recording, broadcasting or otherwise now known or herein after developed without the previous express consent by the copyright owner, except for reproduction in daily press and regular printed publications on sale to the public within 60 days of the event related to those data/results and always provided that copyright symbol appears together as follows below.

© DORNA, 2024

Official MotoGP Timing by TISSOT
www.motogp.com

Assen, Friday, June 28, 2024





MOTUL TT ASSEN

Free Practice

Top Speed & Average

4



Rider	Nation	Motorcycle	Top 5 speeds					Average	Top
96 Daniel HOLGADO	SPA	GASGAS	216.2	213.6	213.2	212.5	211.3	213.4	216.2
64 David MUÑOZ	SPA	KTM	215.8	213.2	212.5	212.5	212.1	213.0	215.8
6 Ryusei YAMANAKA	JPN	KTM	214.3	213.6	212.8	212.1	212.1	212.8	214.3
48 Ivan ORTOLA	SPA	KTM	214.3	213.2	212.8	212.5	212.5	213.1	214.3
10 Nicola CARRARO	ITA	KTM	213.9	212.8	212.1	212.1	212.1	212.6	213.9
24 Tatsuki SUZUKI	JPN	HUSQVARNA	213.6	213.2	212.8	212.8	212.5	213.0	213.6
36 Angel PIQUERAS	SPA	HONDA	213.6	212.8	211.7	211.7	211.0	212.2	213.6
54 Riccardo ROSSI	ITA	KTM	213.6	212.1	212.1	211.3	209.9	211.8	213.6
80 David ALONSO	COL	CFMOTO	213.6	213.2	213.2	212.8	212.5	212.9	213.6
5 Tatchakorn BUASRI	THA	HONDA	213.2	212.1	209.9	209.5	209.5	210.8	213.2
19 Scott OGDEN	GBR	HONDA	213.2	212.8	212.1	211.3	211.3	211.9	213.2
55 Noah DETTWILER	SWI	KTM	213.2	212.8	212.5	212.5	211.7	212.5	213.2
82 Stefano NEPA	ITA	KTM	213.2	212.5	212.5	212.5	211.7	212.5	213.2
85 Xabi ZURUTUZA	SPA	KTM	213.2	212.5	212.1	211.7	211.3	212.0	213.2
99 Jose Antonio RUEDA	SPA	KTM	212.8	212.8	211.3	211.0	210.6	211.7	212.8
58 Luca LUNETTA	ITA	HONDA	212.5	211.7	211.7	211.7	211.0	211.7	212.5
12 Jacob ROULSTONE	AUS	GASGAS	212.1	211.0	210.3	210.3	209.9	210.7	212.1
22 David ALMANSA	SPA	HONDA	212.1	212.1	210.3	210.3	210.3	211.0	212.1
66 Joel KELSO	AUS	KTM	211.7	210.3	210.3	209.9	209.5	209.9	211.7
18 Matteo BERTELLE	ITA	HONDA	211.3	208.8	208.8	208.8	208.5	209.1	211.3
72 Taiyo FURUSATO	JPN	HONDA	211.3	211.3	209.5	209.5	209.5	210.2	211.3
78 Joel ESTEBAN	SPA	CFMOTO	211.3	210.6	210.6	210.6	210.3	210.6	211.3
31 Adrian FERNANDEZ	SPA	HONDA	211.0	211.0	211.0	211.0	210.6	210.8	211.0
70 Joshua WHATLEY	GBR	HONDA	210.3	209.9	209.2	208.8	208.5	209.3	210.3
95 Collin VEIJER	NED	HUSQVARNA	210.3	210.3	209.9	209.5	209.5	209.9	210.3
7 Filippo FARIOLI	ITA	HONDA	208.1	208.1	208.1	207.8	207.4	207.8	208.1

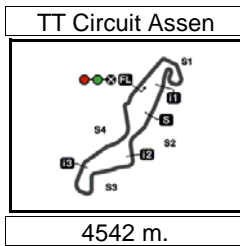
These data/results cannot be reproduced, stored and/or transmitted in whole or in part by any manner of electronic, mechanical, photocopying, recording, broadcasting or otherwise now known or herein after developed without the previous express consent by the copyright owner, except for reproduction in daily press and regular printed publications on sale to the public within 60 days of the event related to those data/results and always provided that copyright symbol appears together as follows below.

© DORNA, 2024

Official MotoGP Timing by TISSOT
www.motogp.com



Assen, Friday, June 28, 2024



MOTUL TT ASSEN

Free Practice

Chronological Analysis of Performances

5

* Lap / Sector time cancelled T1 Time from finish line to 1st intermediate T3 Time from 2nd intermed. to 3rd intermed.
P Crossing the finish line in pit lane T2 Time from 1st intermed. to 2nd intermed. T4 Time from 3rd intermediate to finish line

Lap	Lap Time	T1	T2	T3	T4	Speed	Lap	Lap Time	T1	T2	T3	T4	Speed	
1st	48	Ivan ORTOLA MT Helmets - MSI SPA						4	1'42.204	33.231	16.322	29.125	23.526	209.5
		Runs=2	Total laps=17	Full laps=13	Valid laps=8		5	1'42.248	33.244	16.590	28.831	23.583	211.0	
1	3'04.210	35.589	17.008	30.753	24.815	211.0	6	1'41.990	33.215	16.332	28.839	23.604	209.9	
2	1'44.611	33.859	16.601	29.869	24.282	210.6	7	1'42.091	33.390	16.275	28.840	23.586	209.5	
3	1'42.915 *	33.312	16.550	29.348*	23.705	209.5	8	1'41.724	33.085	16.287	28.868	23.484	209.5	
4	1'42.025	33.290	16.421	28.801	23.513	210.6	9	1'41.570 *	33.18*	16.172	28.779	23.435	210.6	
5	1'42.565 *	33.330	16.506	29.148*	23.581	208.1	10	1'42.080	33.181	16.288	29.091	23.520	211.0	
6	1'42.420	33.353	16.464	29.000	23.603	208.8	11	1'41.732	33.191	16.234	28.883	23.424	210.6	
7	1'41.586	33.090	16.336	28.724	23.436	209.9	12	1'41.609	33.022	16.213	28.897	23.477	209.9	
8	1'51.462 P	33.42*	16.638	29.760	31.636	209.2	13	1'41.749	33.229	16.167	28.905	23.448	211.0	
9	7'52.218 *	31.279	16.335	28.895*	24.155	211.3	14	1'41.524	33.113	16.218	28.815	23.378	209.9	
10	1'41.131	33.038	16.173	28.583	23.337	212.5	15	1'42.444	33.582	16.306	28.991	23.565	210.3	
11	1'41.005	32.910	16.155	28.471	23.469	211.7	16	1'41.794	33.183	16.322	28.792	23.497	209.5	
12	1'41.767	33.274	16.178	28.590	23.725	213.2	17	1'51.787 P	33.254	16.221	28.925	33.387	209.9	
13	1'40.610	32.899	16.056	28.460	23.195	212.8	18	3'59.421	30.789	16.287	28.646	23.418	209.2	
14	1'41.378 *	32.987	16.205	28.813*	23.373	214.3	19	1'40.813	32.929	16.133	28.445	23.306	211.0	
15	1'41.528 *	33.092	16.238	28.558	23.640*	211.7	4th 80 David ALONSO CFMOTO Gaviota As COL							
16	1'41.907 *	33.38*	16.147	28.797	23.579*	211.7		Runs=2	Total laps=18	Full laps=15	Valid laps=14			
17	1'51.642 P	33.047	16.301	30.036	32.258	212.5	1	1'56.364	32.681	17.248	30.333	24.666	211.0	

2nd	6	Ryusei YAMANAKA MT Helmets - MSI JPN					
		Runs=2	Total laps=18	Full laps=15	Valid laps=8		
1	3'03.691	35.460	17.231	30.744	24.479	208.5	
2	1'44.364	34.239	16.625	29.639	23.861	208.8	
3	1'44.082 *	34.005	16.888	29.671*	23.518*	206.7	
4	1'42.441 *	33.50*	16.378	29.091	23.468*	210.6	
5	1'42.267 *	33.39*	16.396	29.018	23.460	209.2	
6	1'42.327 *	33.447	16.288	29.050	23.542*	209.5	
7	1'41.784	33.273	16.209	28.858	23.444	209.9	
8	1'43.543 *	33.33*	16.328	29.971	23.907*	212.1	
9	1'53.163 P	34.452	16.395	30.025	32.291	209.5	
10	6'05.528	31.428	16.331	28.959	23.705	211.0	
11	1'42.163	33.496	16.308	28.925	23.434	209.9	
12	1'40.701	32.868	16.092	28.471	23.270	214.3	
13	1'41.379	33.260	16.192	28.551	23.376	211.3	
14	1'40.927 *	32.890	16.066	28.685	23.286*	212.1	
15	1'41.769	33.087	16.192	28.994	23.496	212.8	
16	1'41.302	32.984	16.204	28.530	23.584	213.6	
17	1'41.440	33.103	16.118	28.887	23.332	211.3	
18	1'44.620 *	35.662	16.232	28.863	23.863*	212.1	

5th	99	Jose Antonio RUED Red Bull KTM Ajo SPA					
		Runs=2	Total laps=16	Full laps=13	Valid laps=10		
1	2'13.384	33.619	17.449	30.451	24.582	211.0	
2	1'44.251	34.314	16.762	29.219	23.956	209.2	
3	1'43.084	33.633	16.599	29.147	23.705	212.8	
4	1'42.549	33.369	16.480	28.948	23.752	212.8	
5	1'42.704 *	33.57*	16.555	28.869	23.706	208.8	
6	1'42.226	33.337	16.468	28.858	23.563	209.9	

3rd	31	Adrian FERNANDEZ Leopard Racing SPA					
		Runs=2	Total laps=19	Full laps=16	Valid laps=15		
1	2'10.526	32.351	17.163	29.862	24.273	209.5	
2	1'43.423	33.661	16.589	29.316	23.857	210.6	
3	1'42.450	33.417	16.462	29.003	23.568	210.3	

Fastest Lap: Ivan ORTOLA MT Helmets - MSI SPA **1'40.610** 32.899 16.056 28.460 23.195

These data/results cannot be reproduced, stored and/or transmitted in whole or in part by any manner of electronic, mechanical, photocopying, recording, broadcasting or otherwise now known or herein after developed without the previous express consent by the copyright owner, except for reproduction in daily press and regular printed publications on sale to the public within 60 days of the event related to those data/results and always provided that copyright symbol appears together as follows below.
© DORNA, 2024



Free Practice

Moto3

Lap	Lap Time	T1	T2	T3	T4	Speed	Lap	Lap Time	T1	T2	T3	T4	Speed
7	1'41.949	33.216	16.435	28.731	23.567	209.9	5	1'42.120	33.298	16.357	28.969	23.496	207.8
8	1'42.159	33.142	16.418	28.946	23.653	209.9	6	1'41.719	33.142	16.239	28.864	23.474	208.8
9	1'42.239 *	33.31*	16.409	28.955	23.559	210.6	7	1'41.427	33.018	16.101	28.762	23.546	210.3
10	1'42.016	33.360	16.385	28.803	23.468	209.9	8	1'42.316 *	33.37*	16.323	29.052	23.570	208.8
11	1'49.323 P	33.186	16.325	28.869	30.943	210.3	9	1'41.755	33.168	16.224	28.784	23.579	209.5
12	8'56.909	31.218	16.400	28.661	23.303	210.3	10	1'41.515	33.098	16.158	28.848	23.411	209.9
13	1'40.958	32.891	16.297	28.425	23.345	211.3	11	1'52.989 P	35.235	16.989	30.049	30.716	205.0
14	1'41.173	32.955	16.299	28.598	23.321	210.3	12	8'34.286	31.095	16.419	29.356	23.703	207.1
15	1'41.439 *	33.024	16.346	28.612	23.457*	209.9	13	1'41.538	33.175	16.150	28.735	23.478	210.3
16	1'41.829	33.077	16.430	28.901	23.421	209.5	14	1'41.088	32.964	16.138	28.652	23.334	208.5
15	1'41.494	33.040	16.179	28.794	23.481	208.8	16	1'41.115	33.017	16.186	28.666	23.246	209.5
16	1'41.115	33.017	16.186	28.666	23.246	209.5							

6th		19	Scott OGDEN	MLav Racing	GBR	
		Runs=2	Total laps=16	Full laps=13	Valid laps=12	
1	2'30.082	31.516	17.253	30.100	24.350	207.8
2	1'44.081	33.883	16.590	29.355	24.253	211.3
3	1'44.093	33.928	16.566	29.317	24.282	211.3
4	1'42.950	33.520	16.518	29.195	23.717	212.1
5	1'42.653	33.451	16.465	29.015	23.722	211.3
6	1'42.758 *	33.470	16.618	29.062*	23.608	209.9
7	1'42.229	33.210	16.459	28.942	23.618	211.3
8	1'44.631	33.488	16.911	29.924	24.308	208.5
9	1'52.376 P	33.614	16.704	29.359	32.699	208.8
10	8'17.623	31.534	16.915	29.332	23.640	207.8
11	1'42.956	33.526	16.559	29.063	23.808	208.8
12	1'41.616	33.228	16.332	28.619	23.437	212.8
13	1'41.010	33.034	16.183	28.491	23.302	213.2
14	1'41.660	33.126	16.443	28.637	23.454	211.0
15	1'41.693	33.131	16.394	28.689	23.479	211.0
16	2'08.763	56.071	17.698	30.504	24.490	199.6

7th		82	Stefano NEPA	LEVELUP - MTA	ITA	
		Runs=2	Total laps=17	Full laps=14	Valid laps=12	
1	2'21.036	33.846	17.074	29.985	24.531	207.8
2	1'43.818	34.062	16.506	29.343	23.907	210.6
3	1'42.567 *	33.550	16.370	29.055*	23.592	210.3
4	1'42.707	33.635	16.411	29.161	23.500	212.5
5	1'42.165	33.325	16.282	28.948	23.610	210.3
6	1'42.916	33.616	16.566	28.930	23.804	212.5
7	1'41.789 *	33.302	16.240	28.774	23.473*	209.9
8	1'41.782	33.161	16.214	28.934	23.473	210.6
9	1'54.954 P	34.04*	18.098	30.751	32.062	190.6
10	8'28.446	31.589	16.503	29.011	23.532	208.8
11	1'42.092	33.283	16.255	28.991	23.563	209.5
12	1'41.696	33.172	16.204	28.893	23.427	210.3
13	1'41.404	33.112	16.157	28.794	23.341	211.0
14	1'41.399	33.075	16.170	28.782	23.372	211.7
15	1'41.276	33.030	16.218	28.704	23.324	211.3
16	1'44.622	35.695	16.306	29.107	23.514	212.5
17	1'41.075	33.098	16.087	28.635	23.255	213.2

8th		95	Collin VEIJER	Liqui Moly Husqvarna	NED	
		Runs=2	Total laps=16	Full laps=13	Valid laps=12	
1	3'13.064	33.390	17.130	30.211	24.520	207.4
2	1'43.624	34.015	16.381	29.488	23.740	208.8
3	1'43.284	33.759	16.477	29.213	23.835	207.4
4	1'42.244	33.400	16.246	28.931	23.667	209.2

9th		66	Joel KELSO	BOE Motorsports	AUS	
		Runs=2	Total laps=18	Full laps=15	Valid laps=12	
1	2'44.458	33.084	17.121	30.514	24.645	210.3
2	1'44.878	34.207	16.685	30.039	23.947	209.5
3	1'43.741	33.728	16.529	29.571	23.913	209.5
4	1'43.639	33.794	16.509	29.501	23.835	209.9
5	1'43.521	33.667	16.482	29.293	24.079	208.8
6	1'43.080	33.490	16.451	29.148	23.991	209.5
7	1'44.378	33.763	16.663	29.743	24.209	208.5
8	1'43.492 *	33.61*	16.487	29.519	23.869	210.3
9	1'43.281 *	33.478	16.516	29.361*	23.926*	209.2
10	1'43.478 *	33.68*	16.471	29.423	23.897	209.5
11	1'43.152	33.583	16.469	29.329	23.771	209.2
12	1'46.435	34.642	16.987	30.474	24.332	205.3
13	1'42.675	33.402	16.408	29.160	23.705	209.5
14	1'46.297	34.651	17.116	30.316	24.214	203.6
15	1'42.525	33.376	16.400	29.072	23.677	209.5
16	1'52.270 P	34.688	16.908	29.743	30.931	205.0
17	4'35.908	33.091	16.996	30.909	25.319	200.9
18	1'41.399	33.062	16.263	28.724	23.350	211.7

10th		78	Joel ESTEBAN	CFMOTO Gaviota	As SPA	
		Runs=2	Total laps=16	Full laps=13	Valid laps=10	
1	1'56.791	31.524	17.228	30.249	24.630	210.3
2	1'44.586	34.182	16.840	29.600	23.964	210.6
3	1'43.820	33.880	16.692	29.394	23.854	210.6
4	1'43.940	33.902	16.574	29.621	23.843	209.5
5	1'43.433	33.644	16.571	29.400	23.818	209.9
6	1'43.371	33.430	16.718	29.412	23.811	208.8
7	1'43.172	33.371	16.756	29.325	23.720	209.2
8	1'42.517	33.185	16.528	29.246	23.558	209.5
9	1'42.688 *	33.30*	16.530	29.257	23.599	210.3
10	1'42.225	33.180	16.413	29.001	23.631	210.3
11	1'51.450 P	33.203	16.481	29.517	32.249	210.6
12	8'58.392	30.518	16.458	29.043	23.660	209.9
13	1'41.643	33.093	16.295	28.866	23.389	211.3
14	1'42.696 *	33.257	16.480	29.479*	23.480	209.2
15	1'42.514	33.209	16.456	29.272	23.577	209.9
16	1'43.628 *	33.42*	16.562	29.875	23.770	209.2

11th		54	Riccardo ROSSI	CIP Green Power	ITA	
		Runs=2	Total laps=16	Full laps=12	Valid laps=9	
1	2'23.426	33.307	17.342	30.903	24.762	213.6

Fastest Lap:	Ivan ORTOLA	MT Helmets - MSI	SPA	1'40.610	32.899	16.056	28.460	23.195
---------------------	-------------	------------------	-----	----------	--------	--------	--------	--------

These data/results cannot be reproduced, stored and/or transmitted in whole or in part by any manner of electronic, mechanical, photocopying, recording, broadcasting or otherwise now known or herein after developed without the previous express consent by the copyright owner, except for reproduction in daily press and regular printed publications on sale to the public within 60 days of the event related to those data/results and always provided that copyright symbol appears together as follows below.
 © DORNA, 2024



Free Practice

Moto3

Lap	Lap Time	T1	T2	T3	T4	Speed	Lap	Lap Time	T1	T2	T3	T4	Speed
14th 64 David MUÑOZ BOE Motorsports SPA							Runs=2 Total laps=16 Full laps=13 Valid laps=9						
1	2'13.745	32.448	17.171	30.642	24.166	213.2	1	2'13.745	32.448	17.171	30.642	24.166	213.2
2	1'43.400	33.943	16.463	29.157	23.837	210.3	2	1'43.400	33.943	16.463	29.157	23.837	210.3
3	1'43.006 *	33.381	16.454	29.313	23.858*	211.0	3	1'43.006 *	33.381	16.454	29.313	23.858*	211.0
4	1'43.609 *	34.528	16.392	29.385*	23.304	211.0	4	1'43.609 *	34.528	16.392	29.385*	23.304	211.0
5	1'42.288	33.291	16.412	28.951	23.634	212.5	5	1'42.288	33.291	16.412	28.951	23.634	212.5
6	1'42.241	33.416	16.401	28.975	23.449	212.1	6	1'42.241	33.416	16.401	28.975	23.449	212.1
7	1'41.938	33.335	16.320	28.891	23.392	212.1	7	1'41.938	33.335	16.320	28.891	23.392	212.1
8	1'42.483	33.260	16.345	28.948	23.930	212.5	8	1'42.483	33.260	16.345	28.948	23.930	212.5
9	1'49.724 P	33.31*	16.588	29.192	30.630	215.8	9	1'49.724 P	33.31*	16.588	29.192	30.630	215.8
10	9'21.846 *	31.425	16.669	29.283*	23.463*	206.7	10	9'21.846 *	31.425	16.669	29.283*	23.463*	206.7
11	1'42.572 *	33.47*	16.441	29.138	23.522	209.2	11	1'42.572 *	33.47*	16.441	29.138	23.522	209.2
12	1'42.375	33.335	16.355	29.188	23.497	208.5	12	1'42.375	33.335	16.355	29.188	23.497	208.5
13	1'46.887	33.394	16.843	30.920	25.730	209.9	13	1'46.887	33.394	16.843	30.920	25.730	209.9
14	1'42.072	33.351	16.272	29.050	23.399	211.3	14	1'42.072	33.351	16.272	29.050	23.399	211.3
15	2'30.317	37.957	16.197	1'09.983	26.180	211.0	15	2'30.317	37.957	16.197	1'09.983	26.180	211.0
16	1'52.995 *	35.180	16.865	29.990	30.960*	204.0	16	1'52.995 *	35.180	16.865	29.990	30.960*	204.0
15th 72 Taiyo FURUSATO Honda Team Asia JPN							Runs=2 Total laps=11 Full laps=8 Valid laps=9						
1	2'29.530	31.829	17.162	30.284	24.125	208.5	1	2'29.530	31.829	17.162	30.284	24.125	208.5
2	1'44.454	34.088	16.612	29.573	24.181	209.5	2	1'44.454	34.088	16.612	29.573	24.181	209.5
3	1'43.684	33.803	16.473	29.425	23.983	211.3	3	1'43.684	33.803	16.473	29.425	23.983	211.3
4	1'43.416	33.616	16.525	29.260	24.015	208.5	4	1'43.416	33.616	16.525	29.260	24.015	208.5
5	1'42.472	33.292	16.314	29.075	23.791	209.5	5	1'42.472	33.292	16.314	29.075	23.791	209.5
6	1'42.503	33.426	16.419	28.961	23.697	207.4	6	1'42.503	33.426	16.419	28.961	23.697	207.4
7	1'42.580	33.213	16.187	29.639	23.541	209.5	7	1'42.580	33.213	16.187	29.639	23.541	209.5
unfinished													
8	1'40.424 *	30.89*	16.507	29.166	23.853	211.3	8	1'40.424 *	30.89*	16.507	29.166	23.853	211.3
9	1'42.500	33.333	16.473	29.056	23.638	208.5	9	1'42.500	33.333	16.473	29.056	23.638	208.5
10	1'42.550 *	33.340	16.424	28.966*	23.820	208.5	10	1'42.550 *	33.340	16.424	28.966*	23.820	208.5
11	1'42.023	33.128	16.411	28.910	23.574	208.8	11	1'42.023	33.128	16.411	28.910	23.574	208.8
13th 96 Daniel HOLGADO Red Bull GASGAS Te SPA							Runs=2 Total laps=18 Full laps=15 Valid laps=11						
1	2'29.266	31.650	17.222	30.465	24.705	209.2	1	2'29.266	31.650	17.222	30.465	24.705	209.2
2	1'44.615	34.048	16.766	29.655	24.146	209.9	2	1'44.615	34.048	16.766	29.655	24.146	209.9
3	1'44.161 *	33.667	16.652	29.486*	24.356	209.2	3	1'44.161 *	33.667	16.652	29.486*	24.356	209.2
4	1'42.925	33.480	16.453	29.277	23.715	212.5	4	1'42.925	33.480	16.453	29.277	23.715	212.5
5	1'42.435	33.173	16.451	29.044	23.767	209.2	5	1'42.435	33.173	16.451	29.044	23.767	209.2
6	1'42.467	33.245	16.463	29.091	23.668	209.2	6	1'42.467	33.245	16.463	29.091	23.668	209.2
7	1'41.898	33.090	16.380	28.876	23.552	209.9	7	1'41.898	33.090	16.380	28.876	23.552	209.9
8	1'42.043	33.071	16.301	29.215	23.456	213.2	8	1'42.043	33.071	16.301	29.215	23.456	213.2
9	1'45.339 *	33.72*	18.007	29.522	24.088	186.8	9	1'45.339 *	33.72*	18.007	29.522	24.088	186.8
10	1'41.927	33.004	16.252	29.068	23.603	213.6	10	1'41.927	33.004	16.252	29.068	23.603	213.6
11	1'41.995	33.192	16.318	28.987	23.498	211.3	11	1'41.995	33.192	16.318	28.987	23.498	211.3
12	1'56.526 P	33.777	17.855	30.579	34.315	187.4	12	1'56.526 P	33.777	17.855	30.579	34.315	187.4
13	5'11.176	33.476	16.803	29.562	24.055	207.4	13	5'11.176	33.476	16.803	29.562	24.055	207.4
14	1'42.535 *	33.307	16.462	29.065*	23.701	210.3	14	1'42.535 *	33.307	16.462	29.065*	23.701	210.3
15	1'41.780	33.031	16.286	28.981	23.482	216.2	15	1'41.780	33.031	16.286	28.981	23.482	216.2
16	1'45.250	33.146	16.420	31.305	24.379	208.5	16	1'45.250	33.146	16.420	31.305	24.379	208.5
17	1'42.653	33.339	16.472	29.158	23.684	209.2	17	1'42.653	33.339	16.472	29.158	23.684	209.2
18	1'49.239 *	33.901	21.584*	30.001	23.753	203.6	18	1'49.239 *	33.901	21.584*	30.001	23.753	203.6
16th 22 David ALMANSA Kopron Rivacold Snip SPA							Runs=2 Total laps=15 Full laps=12 Valid laps=12						
1	2'24.411	35.889	17.700	30.993	24.883	212.1	1	2'24.411	35.889	17.700	30.993	24.883	212.1
2	1'45.227	34.280	17.018	29.659	24.270	210.3	2	1'45.227	34.280	17.018	29.659	24.270	210.3
3	1'43.619	33.565	16.884	29.330	23.840	209.9	3	1'43.619	33.565	16.884	29.330	23.840	209.9
4	1'43.062	33.521	16.540	29.245	23.756	209.9	4	1'43.062	33.521	16.540	29.245	23.756	209.9
5	1'43.546	33.549	16.547	29.304	24.146	210.3	5	1'43.546	33.549	16.547	29.304	24.146	210.3
6	1'48.205	38.106	16.716	29.105	24.278	208.8	6	1'48.205	38.106	16.716	29.105	24.278	208.8
7	1'43.671	33.500	16.695	29.489	23.987	209.9	7	1'43.671	33.500	16.695	29.489	23.987	209.9
8	1'43.271	33.316	16.645	29.411	23.899	209.5	8	1'43.271	33.316	16.645	29.411	23.899	209.5
9	1'43.084	33.422	16.631	29.125	23.906	210.3	9	1'43.084	33.422	16.631	29.125	23.906	210.3
10	1'42.454	33.328	16.396	29.104	23.626	212.1	10	1'42.454	33.328	16.396	29.104	23.626	212.1
11	1'55.617 P	33.725	17.056	29.488	35.348	209.2	11	1'55.617 P	33.725	17.056	29.488	35.348	209.2
12	10'22.048	31.346	16.836	28.927	23.721	208.8	12	10'22.048	31.346	16.836	28.927	23.721	208.8
13	1'42.783	33.413	16.599	28.853	23.918	208.1	13	1'42.783	33.413	16.599	28.853	23.918	208.1
14	1'42.111	33.164	16.453	28.689	23.805	209.9	14	1'42.111	33.164	16.453	28.689	23.805	209.9
15	1'42.453	33.316	16.434	28.915	23.788	209.9	15	1'42.453	33.316	16.434	28.915	23.788	209.9
17th 7 Filippo FARIOLI SIC58 Squadra Corse ITA							Runs=2 Total laps=18 Full laps=15 Valid laps=11						
1	2'35.725	33.189	17.145	30.354	24.912	207.8	1	2'35.725	33.189	17.145	30.354	24.912	207.8
2	1'45.441	34.638	16.812	29.602	24.389	206.4	2	1'45.441	34.638	16.812	29.602	24.389	206.4

Fastest Lap: Ivan ORTOLA MT Helmets - MSI SPA **1'40.610** 32.899 16.056 28.460 23.195

These data/results cannot be reproduced, stored and/or transmitted in whole or in part by any manner of electronic, mechanical, photocopying, recording, broadcasting or otherwise now known or herein after developed without the previous express consent by the copyright owner, except for reproduction in daily press and regular printed publications on sale to the public within 60 days of the event related to those data/results and always provided that copyright symbol appears together as follows below.
© DORNA, 2024

Free Practice

Moto3

Lap	Lap Time	T1	T2	T3	T4	Speed	Lap	Lap Time	T1	T2	T3	T4	Speed				
3	1'45.477	34.373	16.865	29.903	24.336	206.7	20th 85 Xabi ZURUTUZA Runs=2 Total laps=16 Full laps=13 Valid laps=11	1	2'14.205	32.653	17.436	30.719	24.713	211.0			
4	1'44.114	33.647	17.058	29.373	24.036	207.1		2	1'44.775	34.328	16.758	29.723	23.966	211.3			
5	1'44.319	34.422	16.718	29.152	24.027	205.7		3	1'43.775	33.881	16.606	29.483	23.805	213.2			
6	1'43.516	33.727	16.730	29.158	23.901	206.7		4	1'43.944	33.730	16.553	29.732	23.929	212.5			
7	1'43.019	33.631	16.567	29.073	23.748	206.7		5	1'46.322	34.509	17.134	30.739	23.940	207.4			
8	1'43.054 *	33.31*	16.582	29.026	24.128*	208.1		6	1'44.634	33.951	16.845	29.773	24.065	209.5			
9	1'44.559 *	33.776	16.636	29.577	24.570*	207.4		7	1'43.319	33.624	16.638	29.265	23.792	210.3			
10	1'42.769	33.644	16.512	28.982	23.631	207.4		8	1'49.429 *	35.415	20.666*	29.642	23.706	208.5			
11	1'43.036	33.338	16.527	29.387	23.784	208.1		9	1'43.323 *	33.54*	16.566	29.438	23.776	211.0			
12	1'42.578 *	33.157	16.737	29.146*	23.538*	207.1		10	1'43.603	33.532	16.600	29.526	23.945	209.9			
13	1'43.127 *	33.47*	16.560	29.129	23.962*	206.7		11	1'56.696 P	36.679	17.070	29.985	32.962	204.6			
14	1'50.685 P	33.369	16.516	29.876*	30.924	207.1		12	8'34.777 *	30.142	17.024*	29.420	23.670	209.2			
15	6'15.820	30.405	16.638	29.623	23.840	207.1		13	1'42.391	33.370	16.496	29.053	23.472	211.7			
16	1'42.647	33.275	16.553	29.042	23.777	206.0		14	1'47.075	33.283	16.308	29.169	28.315	210.6			
17	1'42.965	33.650	16.546	29.083	23.686	206.7		15	1'43.733	34.414	16.451	29.175	23.693	211.3			
18	1'42.171	33.296	16.394	28.850	23.631	208.1		16	1'42.687	33.464	16.417	29.207	23.599	212.1			
18th 36 Angel PIQUERAS Runs=3 Total laps=17 Full laps=12 Valid laps=9								Leopard Racing	SPA	21st 18 Matteo BERTELLE Runs=3 Total laps=13 Full laps=8 Valid laps=7	1	2'22.591	34.050	17.273	30.637	24.478	208.8
1	2'11.917	33.657	17.100	30.101	24.614	209.5		2	1'44.975		34.306	16.869	29.455	24.345	208.5		
2	1'44.924	33.890	16.831	29.726	24.477	209.9	3	1'44.155	33.951		16.777	29.410	24.017	207.8			
3	1'43.590	33.852	16.600	29.232	23.906	212.8	4	1'43.579	33.634		16.775	29.190	23.980	207.1			
4	1'43.176	33.500	16.827	29.065	23.784	208.8	5	1'59.321 P	36.016		16.766	32.681	33.858	208.1			
5	1'42.819	33.356	16.664	28.985	23.814	210.3	6	9'23.765	36.318		17.405	30.711	24.456	201.9			
6	1'42.558	33.367	16.537	28.988	23.666	211.7	7	1'44.276	34.098		16.578	29.391	24.209	208.8			
7	1'42.178	33.269	16.358	28.801	23.750	213.6	8	1'44.669 *	33.994		16.595	29.932*	24.148	211.3			
8	1'53.536 P	33.233	16.534	31.302	32.467	211.7	9	1'43.534	33.627		16.705	29.355	23.847	208.8			
9	5'21.415	32.347	16.671	30.066	24.401	211.0	10	1'52.461 P	33.730		16.762	29.500*	32.469	206.0			
10	1'43.952 *	33.512	16.700	29.431*	24.309*	209.9	11	5'42.097	33.850		17.635	31.175	24.017	197.4			
11	1'43.605 *	33.61*	16.588	29.401	24.001	209.9	12	1'42.544	33.370		16.495	28.946	23.733	207.8			
12	1'50.192 P	33.455	16.597	29.423*	30.717	209.9	13	1'42.461	33.339		16.542	28.991	23.589	208.5			
13	4'21.070	41.896	17.065	31.800	24.126	205.0	22nd 12 Jacob ROULSTONE Runs=2 Total laps=17 Full laps=14 Valid laps=13										
14	1'42.866	33.251	16.592	29.138	23.885	210.3	1	1'57.071	34.442		17.961	31.753	25.452	206.7			
15	1'42.543	33.167	16.533	28.997	23.846	209.9	2	1'46.302	34.724		16.928	30.173	24.477	210.3			
16	1'42.335	32.938	16.512	29.078	23.807	209.5	3	1'46.032	34.512		16.967	29.944	24.609	208.8			
17	2'10.992 *	53.460	20.943	31.436	25.153*	147.2	4	1'47.914	34.608	17.206	31.135	24.965	207.4				
19th 58 Luca LUNETTA Runs=2 Total laps=16 Full laps=13 Valid laps=11							SIC58 Squadra Corse	ITA	5	1'45.359	34.147	17.007	29.818	24.387	207.8		
1	2'32.221	32.235	16.931	30.024	24.743	209.9	6	1'53.320 P	34.440	16.884	30.048	31.948	208.1				
2	1'44.083	33.995	16.550	29.339	24.199	211.0	7	8'03.108	33.868	16.835	29.494	24.261	209.2				
3	1'43.726	33.834	16.604	29.221	24.067	210.6	8	1'43.444	33.794	16.448	29.187	24.015	211.0				
4	1'42.828 *	33.446	16.457	29.109	23.816*	210.6	9	1'44.175	33.947	16.657	29.542	24.029	209.5				
5	1'42.591	33.470	16.362	29.010	23.749	210.6	10	1'45.449	34.043	16.943	30.237	24.226	207.1				
6	1'42.194	33.397	16.302	28.944	23.551	210.3	11	1'44.204	33.740	16.708	29.469	24.287	208.5				
7	1'42.327 *	33.290	16.336	29.040	23.661*	210.6	12	1'44.175	33.933	16.712	29.525	24.005	207.8				
8	1'44.105	33.297	16.227	29.308	25.273	211.7	13	1'43.876	34.209	16.420	29.208	24.039	210.3				
9	1'43.542	33.427	16.529	29.673	23.913	210.3	14	1'43.567	33.896	16.591	29.289	23.791	212.1				
10	1'42.439	33.470	16.293	29.082	23.594	211.7	15	1'42.860	33.512	16.455	29.155	23.738	209.9				
11	1'56.034 P	33.762	19.722	29.873	32.677	181.3	16	1'42.777	33.571	16.484	29.010	23.712	209.2				
12	8'28.873	30.627	16.485	29.402	23.686	210.3	17	1'50.815 *	38.248	16.872	30.846	24.849*	207.8				
13	1'47.078	33.444	17.112	30.354	26.168	204.0											
14	1'46.638	33.283	16.276	29.163	27.916	211.7											
15	1'42.365	33.447	16.300	29.059	23.559	212.5											
16	1'42.396	33.269	16.391	29.191	23.545	210.6											

Fastest Lap: Ivan ORTOLA MT Helmets - MSI SPA 1'40.610 32.899 16.056 28.460 23.195

These data/results cannot be reproduced, stored and/or transmitted in whole or in part by any manner of electronic, mechanical, photocopying, recording, broadcasting or otherwise now known or herein after developed without the previous express consent by the copyright owner, except for reproduction in daily press and regular printed publications on sale to the public within 60 days of the event related to those data/results and always provided that copyright symbol appears together as follows below.
© DORNA, 2024

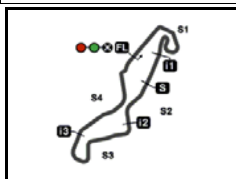
Free Practice

Moto3

Lap	Lap Time	T1	T2	T3	T4	Speed	Lap	Lap Time	T1	T2	T3	T4	Speed
23rd	70	Joshua WHATLEY MLav Racing GBR					26th	10	Nicola CARRARO LEVELUP - MTA ITA				
	Runs=3	Total laps=14		Full laps=9	Valid laps=9			Runs=2	Total laps=18		Full laps=15	Valid laps=11	
1	2'22.230	36.504	17.425	30.389	24.666	206.4	1	2'07.148	34.968	18.511	31.577	26.086	208.5
2	1'45.512	34.385	16.979	29.565	24.583	206.7	2	1'48.776	35.317	17.656	30.804	24.999	209.9
3	1'45.442	34.294	17.010	30.037	24.101	209.9	3	1'45.833	34.901	16.932	29.743	24.257	212.8
4	1'43.401	33.760	16.536	29.228	23.877	210.3	4	1'44.728	34.105	16.779	29.619	24.225	213.9
5	1'43.350	33.586	16.611	29.045	24.108	208.8	5	1'45.277	34.235	16.871	29.765	24.406	211.7
6	2'01.216 P	41.797	17.600	30.174	31.645	195.8	6	1'44.859 *	34.027	16.903	29.718*	24.211	210.6
7	6'21.233 *	37.295	16.985	29.779	24.220*	205.0	7	1'44.210	33.837	16.674	29.482	24.217	212.1
8	1'44.099	33.893	16.738	29.344	24.124	207.1	8	1'45.358	34.475	16.803	29.841	24.239	211.0
9	1'53.954 P	34.635	17.178	30.388	31.753	203.3	9	1'45.050 *	33.82*	16.792	29.899*	24.534	211.3
10	8'06.284	38.083	18.967	34.768	26.034	177.3	10	1'44.501	34.132	16.668	29.708	23.993	211.3
11	1'43.414	33.719	16.623	28.993	24.079	206.7	11	1'43.627	33.748	16.646	29.444	23.789	211.7
12	1'49.927	35.262	17.135	31.065	26.465	202.3	12	1'43.744 *	33.708	16.611	29.515*	23.910	211.7
13	1'45.016	33.538	16.609	29.099	25.770	208.5	13	1'51.227 P	33.787	16.610	29.517	31.313	211.7
14	1'42.800	33.505	16.498	29.039	23.758	209.2	14	6'22.708 *	34.900	17.914	29.246	24.357*	192.7
							15	1'43.472 *	33.637	16.533	29.195*	24.107	212.1
24th	55	Noah DETTWILER CIP Green Power SWI					16	1'44.596	34.118	16.706	29.312	24.460	211.0
	Runs=2	Total laps=16		Full laps=13	Valid laps=9		17	1'44.083	33.912	16.708	29.452	24.011	210.3
1	2'15.483	33.448	17.465	31.458	24.961	209.5	18	1'43.699	33.945	16.519	29.227	24.008	212.1
2	1'46.026	34.543	16.868	30.223	24.392	210.3							
3	1'45.170 *	34.495	16.824	29.863*	23.988	208.8							
4	1'44.639	34.507	16.523	29.734	23.875	212.5							
5	1'44.382 *	33.804	16.736	29.762*	24.080	209.5							
6	1'44.253 *	34.048	16.714	29.578*	23.913	209.5							
7	1'43.995	33.745	16.748	29.445	24.057	212.8							
8	1'44.586	33.761	16.717	29.931	24.177	209.2							
9	1'44.842 *	33.98*	16.986	29.876	23.999	204.0							
10	1'44.399	33.819	16.887	29.848	23.845	207.8							
11	1'56.848 P	37.741	16.996	29.916	32.195	209.2							
12	8'30.575	30.718	16.488	29.205	23.745	211.7							
13	1'43.082	33.526	16.437	29.330	23.789	213.2							
14	1'50.130	37.284	16.320	29.287	27.239	212.5							
15	1'43.016	33.546	16.624	29.131	23.715	209.2							
16	1'42.832	33.432	16.454	29.260	23.686	210.6							
25th	5	Tatchakorn BUASRI Honda Team Asia THA											
	Runs=2	Total laps=17		Full laps=14	Valid laps=10								
1	2'14.016	35.154	17.530	31.324	24.742	208.8							
2	1'46.674	34.997	16.861	30.258	24.558	213.2							
3	1'45.725 *	34.427	16.812	30.144*	24.342	209.5							
4	1'44.371	34.240	16.848	29.392	23.891	207.4							
5	1'44.768	33.940	16.809	29.637	24.382	208.1							
6	1'44.283 *	33.888	16.716	29.479*	24.200	207.4							
7	1'44.140	33.715	16.718	29.400	24.307	208.5							
8	1'45.170 *	33.909	16.751	29.878	24.632*	209.2							
9	1'44.454 *	33.77*	16.710	29.806	24.160	208.1							
10	1'44.462	33.849	16.704	29.819	24.090	209.5							
11	1'43.184	33.449	16.525	29.177	24.033	209.2							
12	1'44.748	33.648	17.067	29.787	24.246	205.3							
13	1'57.592 P	33.850	17.450	33.180*	33.112	206.4							
14	6'52.532	31.548	17.032	30.134	24.157	207.8							
15	1'43.948	33.677	16.757	29.461	24.053	207.1							
16	1'43.272	33.577	16.603	29.236	23.856	209.9							
17	1'43.180	33.521	16.491	29.253	23.915	212.1							

Fastest Lap: Ivan ORTOLA MT Helmets - MSI SPA **1'40.610** 32.899 16.056 28.460 23.195

These data/results cannot be reproduced, stored and/or transmitted in whole or in part by any manner of electronic, mechanical, photocopying, recording, broadcasting or otherwise now known or herein after developed without the previous express consent by the copyright owner, except for reproduction in daily press and regular printed publications on sale to the public within 60 days of the event related to those data/results and always provided that copyright symbol appears together as follows below.
© DORNA, 2024



4542 m.

MOTUL TT ASSEN

Free Practice

Best Partial Times


Moto3™

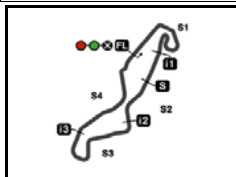
IT Ideal Lap Time, sum of the best partial times*BT* Best Lap Time

<i>T1</i>		<i>T2</i>		<i>T3</i>		<i>T4</i>				<i>IT</i>	<i>BT</i>	
<i>Pos</i>	<i>Rider</i>	<i>Time</i>	<i>Rider</i>	<i>Time</i>	<i>Rider</i>	<i>Time</i>	<i>Rider</i>	<i>Time</i>	<i>Pos</i>	<i>Rider</i>		
1R.	YAMANAKA	32.868	D.ALONSO	16.055	J.RUEDA	28.425	D.ALONSO	23.078	1	D.ALONSO	1'40.570	1'40.849 (4)
2D.	ALONSO	32.875	I.ORTOLA	16.056	A.FERNANDEZ	28.445	I.ORTOLA	23.195	2	I.ORTOLA	1'40.610	1'40.610 (1)
3J.	RUEDA	32.891	R.YAMANAKA	16.066	I.ORTOLA	28.460	C.VEIJER	23.246	3	R.YAMANAKA	1'40.675	1'40.701 (2)
4I.	ORTOLA	32.899	S.NEPA	16.087	R.YAMANAKA	28.471	S.NEPA	23.255	4	A.FERNANDEZ	1'40.813	1'40.813 (3)
5A.	FERNANDEZ	32.929	C.VEIJER	16.101	S.OGDEN	28.491	R.YAMANAKA	23.270	5	J.RUEDA	1'40.916	1'40.958 (5)
6A.	PIQUERAS	32.938	A.FERNANDEZ	16.133	D.ALONSO	28.562	S.OGDEN	23.302	6	C.VEIJER	1'40.963	1'41.088 (8)
7T.	SUZUKI	32.945	S.OGDEN	16.183	S.NEPA	28.635	J.RUEDA	23.303	7	S.NEPA	1'41.007	1'41.075 (7)
8C.	VEIJER	32.964	R.ROSSI	16.185	C.VEIJER	28.652	D.MUÑOZ	23.304	8	S.OGDEN	1'41.010	1'41.010 (6)
9D.	HOLGADO	33.004	T.FURUSATO	16.187	D.ALMANSA	28.689	A.FERNANDEZ	23.306	9	J.KELSO	1'41.399	1'41.399 (9)
10S.	NEPA	33.030	D.MUÑOZ	16.197	J.KELSO	28.724	J.KELSO	23.350	10	T.SUZUKI	1'41.479	1'41.769 (12)
11S.	OGDEN	33.034	L.LUNETTA	16.227	R.ROSSI	28.764	J.ESTEBAN	23.389	11	R.ROSSI	1'41.510	1'41.677 (11)
12J.	KELSO	33.062	D.HOLGADO	16.252	A.PIQUERAS	28.801	R.ROSSI	23.423	12	D.HOLGADO	1'41.588	1'41.780 (13)
13J.	ESTEBAN	33.093	T.SUZUKI	16.257	T.SUZUKI	28.807	D.HOLGADO	23.456	13	J.ESTEBAN	1'41.643	1'41.643 (10)
14T.	FURUSATO	33.128	J.KELSO	16.263	F.FARIOLI	28.850	T.SUZUKI	23.470	14	D.MUÑOZ	1'41.652	1'41.938 (14)
15R.	ROSSI	33.138	J.ESTEBAN	16.295	J.ESTEBAN	28.866	X.ZURUTUZA	23.472	15	A.PIQUERAS	1'41.763	1'42.178 (18)
16F.	FARIOLI	33.157	J.RUEDA	16.297	D.HOLGADO	28.876	T.FURUSATO	23.541	16	T.FURUSATO	1'41.766	1'42.023 (15)
17D.	ALMANSA	33.164	X.ZURUTUZA	16.308	D.MUÑOZ	28.891	L.LUNETTA	23.545	17	D.ALMANSA	1'41.875	1'42.111 (16)
18D.	MUÑOZ	33.260	N.DETTWILER	16.320	T.FURUSATO	28.910	M.BERTELLE	23.589	18	L.LUNETTA	1'41.985	1'42.194 (19)
19L.	LUNETTA	33.269	A.PIQUERAS	16.358	L.LUNETTA	28.944	D.ALMANSA	23.626	19	F.FARIOLI	1'42.032	1'42.171 (17)
20X.	ZURUTUZA	33.283	F.FARIOLI	16.394	M.BERTELLE	28.946	F.FARIOLI	23.631	20	X.ZURUTUZA	1'42.116	1'42.391 (20)
21M.	BERTELLE	33.339	D.ALMANSA	16.396	J.WHATLEY	28.993	A.PIQUERAS	23.666	21	M.BERTELLE	1'42.369	1'42.461 (21)
22N.	DETTWILER	33.432	J.ROULSTONE	16.420	J.ROULSTONE	29.010	N.DETTWILER	23.686	22	N.DETTWILER	1'42.569	1'42.832 (24)
23T.	BUASRI	33.449	T.BUASRI	16.491	X.ZURUTUZA	29.053	J.ROULSTONE	23.712	23	J.ROULSTONE	1'42.654	1'42.777 (22)
24J.	WHATLEY	33.505	M.BERTELLE	16.495	N.DETTWILER	29.131	J.WHATLEY	23.758	24	J.WHATLEY	1'42.754	1'42.800 (23)

These data/results cannot be reproduced, stored and/or transmitted in whole or in part by any manner of electronic, mechanical, photocopying, recording, broadcasting or otherwise now known or herein after developed without the previous express consent by the copyright owner, except for reproduction in daily press and regular printed publications on sale to the public within 60 days of the event related to those data/results and always provided that copyright symbol appears together as follows below.
© DORNA, 2024

TT Circuit Assen

Results and timing service provided by 



4542 m.

MOTUL TT ASSEN
Free Practice
Best Partial Times

Moto3™

IT Ideal Lap Time, sum of the best partial times

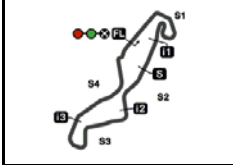
BT Best Lap Time

T1		T2		T3		T4				IT	BT	
<i>Pos</i>	<i>Rider</i>	<i>Time</i>	<i>Rider</i>	<i>Time</i>	<i>Rider</i>	<i>Time</i>	<i>Rider</i>	<i>Time</i>	<i>Pos</i>	<i>Rider</i>		
25	J.ROULSTONE	33.512	J.WHATLEY	16.498	T.BUASRI	29.177	N.CARRARO	23.789	25	T.BUASRI	1'42.973	1'43.180 (25)
26	N.CARRARO	33.637	N.CARRARO	16.519	N.CARRARO	29.227	T.BUASRI	23.856	26	N.CARRARO	1'43.172	1'43.627 (26)

These data/results cannot be reproduced, stored and/or transmitted in whole or in part by any manner of electronic, mechanical, photocopying, recording, broadcasting or otherwise now known or herein after developed without the previous express consent by the copyright owner, except for reproduction in daily press and regular printed publications on sale to the public within 60 days of the event related to those data/results and always provided that copyright symbol appears together as follows below.
 © DORNA, 2024

Official MotoGP Timing by **TISSOT**
www.motogp.com






4542 m.

MOTUL TT ASSEN

Free Practice

Fastest Laps Sequence

<i>Practice Time</i>	 <i>Rider</i>	<i>Nation</i>	<i>Motorcycle</i>	<i>Time</i>	<i>Km/h</i>	<i>Rider's Lap</i>
3'40.103	80 David ALONSO	COL	CFMOTO	1'43.739	157.6	2
3'53.949	31 Adrian FERNANDEZ	SPA	HONDA	1'43.423	158.1	2
3'57.145	64 David MUÑOZ	SPA	KTM	1'43.400	158.1	2
5'22.734	80 David ALONSO	COL	CFMOTO	1'42.631	159.3	3
5'36.399	31 Adrian FERNANDEZ	SPA	HONDA	1'42.450	159.6	3
7'04.903	80 David ALONSO	COL	CFMOTO	1'42.169	160.0	4
8'13.761	48 Ivan ORTOLA	SPA	KTM	1'42.025	160.2	4
10'42.841	31 Adrian FERNANDEZ	SPA	HONDA	1'41.990	160.3	6
10'48.723	24 Tatsuki SUZUKI	JPN	HUSQVARNA	1'41.974	160.3	6
11'46.055	95 Collin VEIJER	NED	HUSQVARNA	1'41.719	160.7	6
13'20.332	48 Ivan ORTOLA	SPA	KTM	1'41.586	160.9	7
13'27.482	95 Collin VEIJER	NED	HUSQVARNA	1'41.427	161.2	7
24'45.143	48 Ivan ORTOLA	SPA	KTM	1'41.131	161.6	10
26'26.054	6 Ryusei YAMANAKA	JPN	KTM	1'40.701	162.3	12
29'48.525	48 Ivan ORTOLA	SPA	KTM	1'40.610	162.5	13

These data/results cannot be reproduced, stored and/or transmitted in whole or in part by any manner of electronic, mechanical, photocopying, recording, broadcasting or otherwise now known or herein after developed without the previous express consent by the copyright owner, except for reproduction in daily press and regular printed publications on sale to the public within 60 days of the event related to those data/results and always provided that copyright symbol appears together as follows below.

© DORNA, 2024