


4657 m.

GRAN PREMI MONSTER ENERGY DE CATALUNYA

Qualifying Nr. 1

Classification

17

	Rider	Nation	Team	Motorcycle	Time	Lap	Total	Gap	Top Speed
1	49 Fabio DI GIANNANTONIO	ITA	Pertamina Enduro VR46 Racing Te	DUCATI	1'38.208	7	8		351.7
2	25 Raul FERNANDEZ	SPA	Trackhouse Racing	APRILIA	1'38.453	6	8	0.245 0.245	349.5
3	73 Alex MARQUEZ	SPA	Gresini Racing MotoGP	DUCATI	1'38.530	8	8	0.322 0.077	348.3
4	93 Marc MARQUEZ	SPA	Gresini Racing MotoGP	DUCATI	1'38.536	7	8	0.328 0.006	351.7
5	88 Miguel OLIVEIRA	POR	Trackhouse Racing	APRILIA	1'38.551	6	8	0.343 0.015	354.0
6	72 Marco BEZZECCHI	ITA	Pertamina Enduro VR46 Racing Te	DUCATI	1'38.662	7	8	0.454 0.111	355.2
7	20 Fabio QUARTARARO	FRA	Monster Energy Yamaha MotoGP	YAMAHA	1'38.705	7	8	0.497 0.043	349.5
8	5 Johann ZARCO	FRA	CASTROL Honda LCR	HONDA	1'38.978	6	7	0.770 0.273	351.7
9	37 Augusto FERNANDEZ	SPA	Red Bull GASGAS Tech3	KTM	1'39.120	6	8	0.912 0.142	355.2
10	30 Takaaki NAKAGAMI	JPN	IDEMITSU Honda LCR	HONDA	1'39.156	8	8	0.948 0.036	347.2
11	36 Joan MIR	SPA	Repsol Honda Team	HONDA	1'39.524	7	7	1.316 0.368	351.7
12	10 Luca MARINI	ITA	Repsol Honda Team	HONDA	1'39.621	7	8	1.413 0.097	348.3
13	6 Stefan BRADL	GER	HRC Test Team	HONDA	1'40.276	6	8	2.068 0.655	349.5

Practice condition: Dry

Air: 20°

Humidity: 57%

Ground: 23°

Fastest Lap:	Lap: 7	Fabio DI GIANNANTONIO	1'38.208	170.7 Km/h
Best Race Lap:	2021	Johann ZARCO	1'39.939	167.7 Km/h
All-Time Lap Record:	2024	Fabio DI GIANNANTONIO	1'38.208	170.7 Km/h

The results are provisional until the end of the limit for protest and appeals.

Time limit for protest expires 60' after publication of the results - Time:

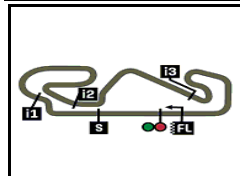
These data/results cannot be reproduced, stored and/or transmitted in whole or in part by any manner of electronic, mechanical, photocopying, recording, broadcasting or otherwise now known or herein after developed without the previous express consent by the copyright owner, except for reproduction in daily press and regular printed publications on sale to the public within 60 days of the event related to those data/results and always provided that copyright symbol appears together as follows below.

© DORNA, 2024

Official MotoGP Timing by TISSOT
www.motogp.com



Barcelona, Saturday, May 25, 2024



4657 m.

GRAN PREMI MONSTER ENERGY DE CATALUNYA

Qualifying Nr. 1

Top Speed & Average

18



Rider	Nation	Motorcycle	Top 5 speeds					Average	Top
37 Augusto FERNANDEZ	SPA	KTM	355.2	354.0	352.9	352.9	348.3	352.7	355.2
72 Marco BEZZECCHI	ITA	DUCATI	355.2	354.0	352.9	350.6	349.5	352.4	355.2
88 Miguel OLIVEIRA	POR	APRILIA	354.0	354.0	352.9	352.9	351.7	353.1	354.0
5 Johann ZARCO	FRA	HONDA	351.7	350.6	349.5	348.3	347.2	349.1	351.7
36 Joan MIR	SPA	HONDA	351.7	347.2	346.1	345.0	345.0	347.0	351.7
49 Fabio DI GIANNANTONIO	ITA	DUCATI	351.7	350.6	350.6	347.2	347.2	349.1	351.7
93 Marc MARQUEZ	SPA	DUCATI	351.7	350.6	349.5	349.5	335.4	347.3	351.7
6 Stefan BRADL	GER	HONDA	349.5	348.3	347.2	346.1	346.1	347.4	349.5
20 Fabio QUARTARARO	FRA	YAMAHA	349.5	349.5	349.5	348.3	348.3	349.0	349.5
25 Raul FERNANDEZ	SPA	APRILIA	349.5	349.5	349.5	349.5	349.5	349.5	349.5
10 Luca MARINI	ITA	HONDA	348.3	348.3	347.2	346.1	346.1	347.2	348.3
73 Alex MARQUEZ	SPA	DUCATI	348.3	347.2	347.2	347.2	346.1	347.0	348.3
30 Takaaki NAKAGAMI	JPN	HONDA	347.2	345.0	343.9	342.8	341.7	344.1	347.2

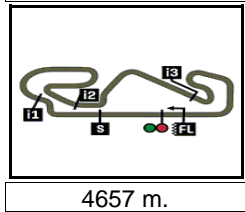
These data/results cannot be reproduced, stored and/or transmitted in whole or in part by any manner of electronic, mechanical, photocopying, recording, broadcasting or otherwise now known or herein after developed without the previous express consent by the copyright owner, except for reproduction in daily press and regular printed publications on sale to the public within 60 days of the event related to those data/results and always provided that copyright symbol appears together as follows below.

© DORNA, 2024

Official MotoGP Timing by TISSOT
www.motogp.com



Barcelona, Saturday, May 25, 2024



4657 m.

GRAN PREMI MONSTER ENERGY DE CATALUNYA

Qualifying Nr. 1

Chronological Analysis of Performances

19

* Lap / Sector time cancelled

T1 Time from finish line to 1st intermediate

T3 Time from 2nd intermed. to 3rd intermed.

P Crossing the finish line in pit lane

T2 Time from 1st intermed. to 2nd intermed.

T4 Time from 3rd intermediate to finish line

**Tyre data subject to further updates

Lap	Lap Time	T1	T2	T3	T4	Speed	Lap	Lap Time	T1	T2	T3	T4	Speed	
1st	49	Fabio DI GIANNANTONI DUCATI ITA Pertamina Enduro VR46 Racing Team Runs=2 Total laps=8 Full laps=4 Valid laps=3						7	1'38.810 *	16.419	31.075	20.519*	30.797	347.2
							8	1'38.530	16.457	31.156	20.172	30.745	348.3	
Run # 1	Front Tyre	Slick-Medium	Rear Tyre	Slick-Soft					Run # 1	Front Tyre	Slick-Medium	Rear Tyre	Slick-Soft	
		New Tyre	New Tyre	New Tyre							New Tyre	New Tyre	New Tyre	
1	2'01.251	18.839	32.559	20.807	31.205	216.0	1	1'45.383	18.810	33.079	20.853	31.665	229.2	
2	1'39.327	16.573	31.534	20.395	30.825	350.6	2	1'39.142	16.582	31.382	20.313	30.865	349.5	
3	1'39.046 *	16.520	31.306*	20.376	30.844	350.6	3	1'38.775	16.579	31.185	20.333	30.678	349.5	
4	1'55.546 P	18.545*	34.487	21.031	41.483	351.7	4	1'52.042 P	16.477*	32.962	21.347	41.256	335.4	
Run # 2	Front Tyre	Slick-Soft	Rear Tyre	Slick-Soft					Run # 2	Front Tyre	Slick-Medium	Rear Tyre	Slick-Soft	
		New Tyre	New Tyre	New Tyre							4 Laps at start	New Tyre	New Tyre	
5	4'22.631	17.929	32.239	20.558	31.007	223.1	5	4'07.949	17.749	32.655	21.051	31.421	238.4	
6	1'38.733	16.497	31.291	20.283	30.662	347.2	6	1'39.019	16.569	31.272	20.360	30.818	350.6	
7	1'38.208	16.292	31.154	20.128	30.634	347.2	7	1'38.536	16.359	31.158	20.344	30.675	351.7	
8	1'56.834 P	16.364	35.089	22.350*	43.031	347.2	8	1'53.737 *	19.132*	37.630	23.586*	33.389	291.8	
2nd	25	Raul FERNANDEZ APRILIA SPA Trackhouse Racing Runs=2 Total laps=8 Full laps=4 Valid laps=3												
Run # 1	Front Tyre	Slick-Medium	Rear Tyre	Slick-Soft					Run # 1	Front Tyre	Slick-Medium	Rear Tyre	Slick-Soft	
		New Tyre	New Tyre	New Tyre							New Tyre	New Tyre	New Tyre	
1	2'33.274	19.188	32.689	21.074	31.093	216.4	1	1'57.586	18.849	32.615	21.045	31.606	230.7	
2	1'38.908	16.654	31.342	20.220	30.692	347.2	2	1'44.011	17.034	33.849	20.690	32.438	350.6	
3	1'38.750	16.515	31.248	20.373	30.614	349.5	3	1'38.930	16.542	31.296	20.294	30.798	354.0	
4	1'51.270 P	16.717	31.901	21.087	41.565	349.5	4	1'51.204 P	16.544*	32.737	20.785	41.138	352.9	
Run # 2	Front Tyre	Slick-Medium	Rear Tyre	Slick-Soft					Run # 2	Front Tyre	Slick-Medium	Rear Tyre	Slick-Soft	
		4 Laps at start	New Tyre	New Tyre							4 Laps at start	New Tyre	New Tyre	
5	2'57.020	17.489	31.811	20.609	30.834	232.2	5	3'53.881	17.614	32.325	22.259	31.477	242.1	
6	1'38.453	16.454	31.213	20.223	30.563	349.5	6	1'38.551	16.480	31.244	20.292	30.535	352.9	
7	1'43.317 *	18.966*	32.721	20.743	30.887	349.5	7	1'41.144 *	16.957*	32.573	20.602	31.012	351.7	
8	2'03.549 P	16.614	38.852	25.173	42.910	349.5	8	1'38.924	16.490	31.304	20.255	30.875	354.0	
3rd	73	Alex MARQUEZ DUCATI SPA Gresini Racing MotoGP Runs=2 Total laps=8 Full laps=5 Valid laps=3												
Run # 1	Front Tyre	Slick-Soft	Rear Tyre	Slick-Soft					Run # 1	Front Tyre	Slick-Medium	Rear Tyre	Slick-Soft	
		New Tyre	New Tyre	New Tyre							New Tyre	New Tyre	New Tyre	
1	1'44.952	18.722	32.997	20.967	31.525	228.8	1	1'59.068	19.049	33.070	20.716	31.640	230.2	
2	1'39.355 *	16.674	31.435	20.316*	30.930	346.1	2	1'39.594	16.649	31.725	20.252	30.968	354.0	
3	1'38.878	16.569	31.177	20.254	30.878	347.2	3	1'43.107	17.018	33.477	21.252	31.360	350.6	
4	1'51.985 P	16.334*	33.087	21.145	41.419	346.1	4	1'53.049 P	17.644*	32.837	20.911	41.657	355.2	
Run # 2	Front Tyre	Slick-Soft	Rear Tyre	Slick-Soft							New Tyre	New Tyre	New Tyre	
		New Tyre	New Tyre	New Tyre							New Tyre	New Tyre	New Tyre	
5	4'07.817	18.802	32.708	21.071	31.244	221.7								
6	1'38.976	16.692	31.235	20.285	30.764	347.2								
4th	93	Marc MARQUEZ DUCATI SPA Gresini Racing MotoGP Runs=2 Total laps=8 Full laps=5 Valid laps=4												
Run # 1	Front Tyre	Slick-Medium	Rear Tyre	Slick-Soft					Run # 1	Front Tyre	Slick-Medium	Rear Tyre	Slick-Soft	
		New Tyre	New Tyre	New Tyre							New Tyre	New Tyre	New Tyre	
1	1'45.383	18.810	33.079	20.853	31.665	229.2	1	1'57.586	18.849	32.615	21.045	31.606	230.7	
2	1'39.142	16.582	31.382	20.313	30.865	349.5	2	1'44.011	17.034	33.849	20.690	32.438	350.6	
3	1'38.775	16.579	31.185	20.333	30.678	349.5	3	1'38.930	16.542	31.296	20.294	30.798	354.0	
4	1'52.042 P	16.477*	32.962	21.347	41.256	335.4	4	1'51.204 P	16.544*	32.737	20.785	41.138	352.9	
Run # 2	Front Tyre	Slick-Medium	Rear Tyre	Slick-Soft					Run # 2	Front Tyre	Slick-Medium	Rear Tyre	Slick-Soft	
		4 Laps at start	New Tyre	New Tyre							4 Laps at start	New Tyre	New Tyre	
5	4'07.949	17.749	32.655	21.051	31.421	238.4	5	3'53.881	17.614	32.325	22.259	31.477	242.1	
6	1'39.019	16.569	31.272	20.360	30.818	350.6	6	1'38.551	16.480	31.244	20.292	30.535	352.9	
7	1'38.536	16.359	31.158	20.344	30.675	351.7	7	1'41.144 *	16.957*	32.573	20.602	31.012	351.7	
8	1'53.737 *	19.132*	37.630	23.586*	33.389	291.8	8	1'38.924	16.490	31.304	20.255	30.875	354.0	
5th	88	Miguel OLIVEIRA APRILIA POR Trackhouse Racing Runs=2 Total laps=8 Full laps=5 Valid laps=4												
Run # 1	Front Tyre	Slick-Medium	Rear Tyre	Slick-Soft					Run # 1	Front Tyre	Slick-Medium	Rear Tyre	Slick-Soft	
		New Tyre	New Tyre	New Tyre							New Tyre	New Tyre	New Tyre	
1	1'57.586	18.849	32.615	21.045	31.606	230.7	1	1'57.586	18.849	32.615	21.045	31.606	230.7	
2	1'44.011	17.034	33.849	20.690	32.438	350.6	2	1'44.011	17.034	33.849	20.690	32.438	350.6	
3	1'38.930	16.542	31.296	20.294	30.798	354.0	3	1'38.930	16.542	31.296	20.294	30.798	354.0	
4	1'51.204 P	16.544*	32.737	20.785	41.138	352.9	4	1'51.204 P	16.544*	32.737	20.785	41.138	352.9	
Run # 2	Front Tyre	Slick-Medium	Rear Tyre	Slick-Soft					Run # 2	Front Tyre	Slick-Medium	Rear Tyre	Slick-Soft	
		4 Laps at start	New Tyre	New Tyre							4 Laps at start	New Tyre	New Tyre	
5	3'53.881	17.614	32.325	22.259	31.477	242.1	5	3'53.881	17.614	32.325	22.259	31.477	242.1	
6	1'38.551	16.480	31.244	20.292	30.535	352.9	6	1'38.551	16.480	31.244	20.292	30.535	352.9	
7	1'41.144 *	16.957*	32.573	20.602	31.012	351.7	7	1'41.144 *	16.957*	32.573	20.602	31.012	351.7	
8	1'38.924	16.490	31.304	20.255	30.875	354.0	8	1'38.924	16.490	31.304	20.255	30.875	354.0	
6th	72	Marco BEZZECCHI DUCATI ITA Pertamina Enduro VR46 Racing Team Runs=2 Total laps=8 Full laps=5 Valid laps=5												
Run # 1	Front Tyre	Slick-Medium	Rear Tyre	Slick-Soft					Run # 1	Front Tyre	Slick-Medium	Rear Tyre	Slick-Soft	
		New Tyre	New Tyre	New Tyre							New Tyre	New Tyre	New Tyre	
1	1'59.068	19.049	33.070	20.716	31.640	230.2	1	1'59.068	19.049	33.070	20.716	31.640	230.2	
2	1'39.594	16.649	31.725	20.252	30.968	354.0	2	1'39.594	16.649	31.725	20.252	30.968	354.0	
3	1'43.107	17.018	33.477	21.252	31.360	350.6	3	1'43.107	17.018	33.477	21.252	31.360	350.6	
4	1'53.049 P	17.644*	32.837	20.911	41.657	355.2	4	1'53.049 P	17.644*	32.837	20.911	41.657	355.2	

Fastest Lap: Fabio DI GIANNANTONIO Pertamina Enduro VR ITA 1'38.208 16.292 31.154 20.128 30.634

These data/results cannot be reproduced, stored and/or transmitted in whole or in part by any manner of electronic, mechanical, photocopying, recording, broadcasting or otherwise now known or herein after developed without the previous express consent by the copyright owner, except for reproduction in daily press and regular printed publications on sale to the public within 60 days of the event related to those data/results and always provided that copyright symbol appears together as follows below.
© DORNA, 2024

Qualifying Nr. 1

MotoGP

Lap	Lap Time	T1	T2	T3	T4	Speed	Lap	Lap Time	T1	T2	T3	T4	Speed
Run # 2	Front Tyre Slick-Medium		Rear Tyre Slick-Soft					10th 30	Takaaki NAKAGAMI		HONDA		JPN
4 Laps at start							New Tyre						
5	3'29.165	17.618	32.880	20.678	31.506	239.4	Runs=2 Total laps=8 Full laps=5 Valid laps=5						
6	1'38.941	16.530	31.417	20.236	30.758	349.5	Run # 1	Front Tyre Slick-Soft		Rear Tyre missing data			
7	1'38.662	16.474	31.288	20.197	30.703	348.3	New Tyre						Laps at start
8	1'49.417	16.502	37.226	23.971	31.718	352.9	1	1'46.282	19.128	33.055	21.058	31.515	219.0
7th 20	Fabio QUARTARARO		YAMAHA		FRA			Repsol Honda Team					
Runs=2 Total laps=8 Full laps=4 Valid laps=4							Runs=2 Total laps=7 Full laps=4 Valid laps=4						
Run # 1	Front Tyre Slick-Soft		Rear Tyre Slick-Soft					Run # 2	Front Tyre Slick-Soft		Rear Tyre Slick-Soft		
New Tyre							4 Laps at start						
1	2'15.193	18.179	32.818	20.785	31.307	231.7	5	3'37.705	18.726	33.247	20.906	31.344	219.5
2	1'39.212	16.547	31.360	20.394	30.911	348.3	6	1'39.577	16.826	31.391	20.505	30.855	341.7
3	1'38.864	16.452	31.259	20.309	30.844	347.2	7	1'39.177	16.721	31.231	20.405	30.820	343.9
4	1'51.885 P	16.367*	32.627	20.761	42.130	348.3	8	1'39.156	16.597	31.304	20.326	30.929	345.0
Run # 2	Front Tyre Slick-Soft		Rear Tyre Slick-Soft					11th 36	Joan MIR		HONDA		SPA
4 Laps at start							Repsol Honda Team						
5	3'46.598	17.615	32.384	20.496	31.045	236.8	Runs=2 Total laps=7 Full laps=4 Valid laps=4						
6	1'38.758	16.473	31.296	20.209	30.780	349.5	Run # 1	Front Tyre Slick-Soft		Rear Tyre Slick-Soft			
7	1'38.705	16.416	31.225	20.314	30.750	349.5	New Tyre						
8	2'01.177 P	18.350*	35.611	23.904*	43.312	349.5	1	1'45.534	18.870	33.083	20.916	31.582	223.1
8th 5	Johann ZARCO		HONDA		FRA			Repsol Honda Team					
Runs=2 Total laps=7 Full laps=4 Valid laps=4							Runs=2 Total laps=8 Full laps=5 Valid laps=4						
Run # 1	Front Tyre Slick-Soft		Rear Tyre Slick-Soft					Run # 2	Front Tyre Slick-Medium		Rear Tyre Slick-Soft		
New Tyre							New Tyre						
1	1'49.196	18.374	33.189	21.040	31.341	229.7	4	5'35.550	18.766	32.615	21.170	31.476	225.4
2	1'39.889	16.802	31.532	20.512	31.043	348.3	5	1'39.892	16.750	31.537	20.536	31.069	351.7
3	1'39.707	16.657	31.395	20.538	31.117	347.2	6	1'39.558	16.665	31.498	20.399	30.996	345.0
4	2'00.108 P	19.114*	34.392	21.782	44.820	347.2	7	1'39.524	16.577	31.533	20.421	30.993	345.0
Run # 2	Front Tyre Slick-Soft		Rear Tyre Slick-Soft					12th 10	Luca MARINI		HONDA		ITA
4 Laps at start							Repsol Honda Team						
5	3'57.146	18.740	32.316	21.034	33.639	224.0	Runs=2 Total laps=8 Full laps=5 Valid laps=4						
6	1'38.978	16.513	31.166	20.479	30.820	351.7	Run # 1	Front Tyre Slick-Soft		Rear Tyre Slick-Soft			
7	1'39.702	16.620	31.423	20.516	31.143	350.6	New Tyre						
unfinished	16.687	31.414				349.5	1	1'46.751	18.675	33.055	21.239	31.640	226.8
9th 37	Augusto FERNANDEZ		KTM		SPA			Repsol Honda Team					
Runs=2 Total laps=8 Full laps=5 Valid laps=4							Runs=2 Total laps=8 Full laps=5 Valid laps=2						
Run # 1	Front Tyre Slick-Medium		Rear Tyre Slick-Soft					Run # 2	Front Tyre Slick-Soft		Rear Tyre Slick-Soft		
New Tyre							4 Laps at start						
1	1'58.169	19.084	32.990	20.908	31.251	219.9	5	4'01.320	18.758	32.422	21.030	33.896	223.1
2	1'41.149	16.830	32.454	20.896	30.969	354.0	6	1'44.985	16.835	31.517	20.533	36.100	346.1
3	1'39.943	16.718	31.522	20.669	31.034	348.3	7	1'39.621	16.653	31.391	20.475	31.102	348.3
4	1'56.210 P	17.421*	36.328	21.054	41.407	347.2	8	1'49.036 *	18.187*	35.354	22.704*	32.791	346.1
Run # 2	Front Tyre Slick-Medium		Rear Tyre Slick-Soft					13th 6	Stefan BRADL		HONDA		GER
4 Laps at start							HRC Test Team						
5	3'56.648	17.777	32.278	20.618	30.961	224.5	Runs=2 Total laps=8 Full laps=5 Valid laps=2						
6	1'39.120	16.573	31.360	20.337	30.850	355.2	Run # 1	Front Tyre Slick-Soft		Rear Tyre Slick-Soft			
7	1'39.123	16.457	31.446	20.312	30.908	352.9	New Tyre						
8	1'45.313 *	16.568	32.881	23.361*	32.503	352.9	1	1'49.682	18.786	33.178	21.156	31.480	228.8
							2	1'41.033	16.930	31.975	20.632	31.496	346.1
							3	1'40.713 *	16.794	31.826	20.693	31.400*	347.2
							4	1'56.333 P	17.986*	34.572	21.320	42.455	346.1

Fastest Lap: Fabio DI GIANNANTONIO Pertamina Enduro VR ITA **1'38.208** 16.292 31.154 20.128 30.634

These data/results cannot be reproduced, stored and/or transmitted in whole or in part by any manner of electronic, mechanical, photocopying, recording, broadcasting or otherwise now known or herein after developed without the previous express consent by the copyright owner, except for reproduction in daily press and regular printed publications on sale to the public within 60 days of the event related to those data/results and always provided that copyright symbol appears together as follows below.
© DORNA, 2024

Official MotoGP Timing by TISSOT
www.motogp.com



Barcelona, Saturday, May 25, 2024

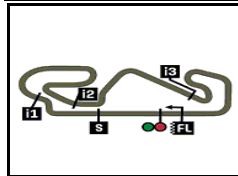
Qualifying Nr. 1

MotoGP

Lap	Lap Time	T1	T2	T3	T4	Speed	Lap	Lap Time	T1	T2	T3	T4	Speed
Run #	2	Front Tyre Slick-Soft			Rear Tyre Slick-Soft								
		4 Laps at start			New Tyre								
5	3'55.711	19.297	32.960	21.532	31.502	211.7							
6	1'40.276	16.961	31.652	20.627	31.036	338.5							
7	1'47.989 *	17.660*	33.057	21.402	35.870	348.3							
8	1'44.774 *	16.965	32.618	22.454*	32.737	349.5							

Fastest Lap: Fabio DI GIANNANTONIO Pertamina Enduro VR ITA **1'38.208** 16.292 31.154 20.128 30.634

These data/results cannot be reproduced, stored and/or transmitted in whole or in part by any manner of electronic, mechanical, photocopying, recording, broadcasting or otherwise now known or herein after developed without the previous express consent by the copyright owner, except for reproduction in daily press and regular printed publications on sale to the public within 60 days of the event related to those data/results and always provided that copyright symbol appears together as follows below.
© DORNA, 2024



4657 m.

GRAN PREMI MONSTER ENERGY DE CATALUNYA

After the Qualifying Nr. 1

Event Best Maximum Speed



Rider	Nation Team	Motorcycle	Km/h	
37 Augusto FERNANDEZ	SPA Red Bull GASGAS Tech3	KTM	355.2	Qualifying Nr. 1
88 Miguel OLIVEIRA	POR Trackhouse Racing	APRILIA	355.2	Practice
72 Marco BEZZECCHI	ITA Pertamina Enduro VR46 Racing T	DUCATI	355.2	Qualifying Nr. 1
20 Fabio QUARTARARO	FRA Monster Energy Yamaha MotoGP	YAMAHA	354.0	Practice
43 Jack MILLER	AUS Red Bull KTM Factory Racing	KTM	354.0	Free Practice Nr. 1
23 Enea BASTIANINI	ITA Ducati Lenovo Team	DUCATI	352.9	Free Practice Nr. 2
31 Pedro ACOSTA	SPA Red Bull GASGAS Tech3	KTM	352.9	Free Practice Nr. 1
33 Brad BINDER	RSA Red Bull KTM Factory Racing	KTM	352.9	Practice
1 Francesco BAGNAIA	ITA Ducati Lenovo Team	DUCATI	351.7	Practice
41 Aleix ESPARGARO	SPA Aprilia Racing	APRILIA	351.7	Practice
93 Marc MARQUEZ	SPA Gresini Racing MotoGP	DUCATI	351.7	Qualifying Nr. 1
49 Fabio DI GIANNANTONIO	ITA Pertamina Enduro VR46 Racing T	DUCATI	351.7	Qualifying Nr. 1
5 Johann ZARCO	FRA CASTROL Honda LCR	HONDA	351.7	Qualifying Nr. 1
89 Jorge MARTIN	SPA Prima Pramac Racing	DUCATI	351.7	Free Practice Nr. 2
36 Joan MIR	SPA Repsol Honda Team	HONDA	351.7	Qualifying Nr. 1
42 Alex RINS	SPA Monster Energy Yamaha MotoGP	YAMAHA	350.6	Practice
25 Raul FERNANDEZ	SPA Trackhouse Racing	APRILIA	350.6	Free Practice Nr. 2
21 Franco MORBIDELLI	ITA Prima Pramac Racing	DUCATI	350.6	Practice
6 Stefan BRADL	GER HRC Test Team	HONDA	349.5	Qualifying Nr. 1
30 Takaaki NAKAGAMI	JPN IDEMITSU Honda LCR	HONDA	348.3	Free Practice Nr. 2
73 Alex MARQUEZ	SPA Gresini Racing MotoGP	DUCATI	348.3	Qualifying Nr. 1
10 Luca MARINI	ITA Repsol Honda Team	HONDA	348.3	Qualifying Nr. 1
12 Maverick VIÑALES	SPA Aprilia Racing	APRILIA	347.2	Practice

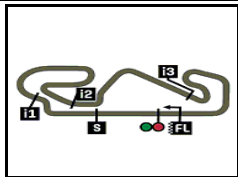
These data/results cannot be reproduced, stored and/or transmitted in whole or in part by any manner of electronic, mechanical, photocopying, recording, broadcasting or otherwise now known or herein after developed without the previous express consent by the copyright owner, except for reproduction in daily press and regular printed publications on sale to the public within 60 days of the event related to those data/results and always provided that copyright symbol appears together as follows below.

© DORNA, 2024

Official MotoGP Timing by TISSOT
www.motogp.com



Barcelona, Saturday, May 25, 2024



4657 m.

GRAN PREMI MONSTER ENERGY DE CATALUNYA

Qualifying Nr. 1

Best Partial Times

MotoGP™

IT Ideal Lap Time, sum of the best partial times*BT* Best Lap Time

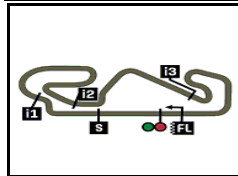
<i>T1</i>			<i>T2</i>			<i>T3</i>			<i>T4</i>				
<i>Pos</i>	<i>Rider</i>	<i>Time</i>	<i>Rider</i>	<i>Time</i>	<i>Rider</i>	<i>Time</i>	<i>Rider</i>	<i>Time</i>	<i>Pos</i>	<i>Rider</i>	<i>IT</i>	<i>BT</i>	
1	F.DI GIANNANTO	16.292	A.MARQUEZ	31.075	F.DI GIANNANTO	20.128	M.OLIVEIRA	30.535	1	F.DI GIANNANTO	1'38.208	1'38.208	(1)
2	M.MARQUEZ	16.359	F.DI GIANNANTO	31.154	A.MARQUEZ	20.172	R.FERNANDEZ	30.563	2	A.MARQUEZ	1'38.411	1'38.530	(3)
3	F.QUARTARARO	16.416	M.MARQUEZ	31.158	M.BEZZECCHI	20.197	F.DI GIANNANTO	30.634	3	R.FERNANDEZ	1'38.450	1'38.453	(2)
4	A.MARQUEZ	16.419	J.ZARCO	31.166	F.QUARTARARO	20.209	M.MARQUEZ	30.675	4	M.MARQUEZ	1'38.505	1'38.536	(4)
5	R.FERNANDEZ	16.454	R.FERNANDEZ	31.213	R.FERNANDEZ	20.220	M.BEZZECCHI	30.703	5	M.OLIVEIRA	1'38.514	1'38.551	(5)
6	A.FERNANDEZ	16.457	F.QUARTARARO	31.225	M.OLIVEIRA	20.255	A.MARQUEZ	30.745	6	F.QUARTARARO	1'38.600	1'38.705	(7)
7	M.BEZZECCHI	16.474	T.NAKAGAMI	31.231	A.FERNANDEZ	20.312	F.QUARTARARO	30.750	7	M.BEZZECCHI	1'38.662	1'38.662	(6)
8	M.OLIVEIRA	16.480	M.OLIVEIRA	31.244	M.MARQUEZ	20.313	J.ZARCO	30.820	8	T.NAKAGAMI	1'38.974	1'39.156	(10)
9	J.ZARCO	16.513	M.BEZZECCHI	31.288	T.NAKAGAMI	20.326	T.NAKAGAMI	30.820	9	J.ZARCO	1'38.978	1'38.978	(8)
10	J.MIR	16.577	A.FERNANDEZ	31.360	J.MIR	20.399	A.FERNANDEZ	30.850	10	A.FERNANDEZ	1'38.979	1'39.120	(9)
11	T.NAKAGAMI	16.597	L.MARINI	31.391	L.MARINI	20.475	J.MIR	30.993	11	J.MIR	1'39.467	1'39.524	(11)
12	L.MARINI	16.653	J.MIR	31.498	J.ZARCO	20.479	S.BRADL	31.036	12	L.MARINI	1'39.608	1'39.621	(12)
13	S.BRADL	16.794	S.BRADL	31.652	S.BRADL	20.627	L.MARINI	31.089	13	S.BRADL	1'40.109	1'40.276	(13)

These data/results cannot be reproduced, stored and/or transmitted in whole or in part by any manner of electronic, mechanical, photocopying, recording, broadcasting or otherwise now known or herein after developed without the previous express consent by the copyright owner, except for reproduction in daily press and regular printed publications on sale to the public within 60 days of the event related to those data/results and always provided that copyright symbol appears together as follows below.

© DORNA, 2024

Official MotoGP Timing by TISSOT
www.motogp.com






4657 m.

GRAN PREMI MONSTER ENERGY DE CATALUNYA

Qualifying Nr. 1

Fastest Laps Sequence

<i>Practice Time</i>	 <i>Rider</i>	<i>Nation</i>	<i>Motorcycle</i>	<i>Time</i>	<i>Km/h</i>	<i>Rider's Lap</i>
3'24.525	93 Marc MARQUEZ	SPA	DUCATI	1'39.142	169.1	2
4'12.182	25 Raul FERNANDEZ	SPA	APRILIA	1'38.908	169.5	2
5'03.185	73 Alex MARQUEZ	SPA	DUCATI	1'38.878	169.5	3
5'03.300	93 Marc MARQUEZ	SPA	DUCATI	1'38.775	169.7	3
5'50.932	25 Raul FERNANDEZ	SPA	APRILIA	1'38.750	169.7	3
12'17.675	25 Raul FERNANDEZ	SPA	APRILIA	1'38.453	170.2	6
14'54.742	49 Fabio DI GIANNANTONI	ITA	DUCATI	1'38.208	170.7	7

These data/results cannot be reproduced, stored and/or transmitted in whole or in part by any manner of electronic, mechanical, photocopying, recording, broadcasting or otherwise now known or herein after developed without the previous express consent by the copyright owner, except for reproduction in daily press and regular printed publications on sale to the public within 60 days of the event related to those data/results and always provided that copyright symbol appears together as follows below.

© DORNA, 2024