


4657 m.

GRAN PREMI MONSTER ENERGY DE CATALUNYA

Race

Classification after 18 laps = 83.826 km

29

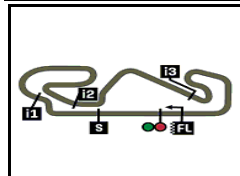
Pos		Rider	Nation	Team	Motorcycle	Total Time	Km/h	Gap
1	25	80 David ALONSO	COL	CFMOTO Gaviota Aspar Team	CFMOTO	32'25.084	155.1	
2	20	48 Ivan ORTOLA	SPA	MT Helmets - MSI	KTM	32'25.326	155.1	0.242
3	16	99 Jose Antonio RUEDA	SPA	Red Bull KTM Ajo	KTM	32'25.597	155.1	0.513
4	13	95 Collin VEIJER	NED	Liqui Moly Husqvarna Intact GP	HUSQVARNA	32'25.644	155.1	0.560
5	11	64 David MUÑOZ	SPA	BOE Motorsports	KTM	32'26.732	155.0	1.648
6	10	96 Daniel HOLGADO	SPA	Red Bull GASGAS Tech3	GASGAS	32'28.474	154.8	3.390
7	9	58 Luca LUNETTA	ITA	SIC58 Squadra Corse	HONDA	32'29.875	154.7	4.791
8	8	12 Jacob ROULSTONE	AUS	Red Bull GASGAS Tech3	GASGAS	32'32.332	154.5	7.248
9	7	7 Filippo FARIOLI	ITA	SIC58 Squadra Corse	HONDA	32'32.533	154.5	7.449
10	6	31 Adrian FERNANDEZ	SPA	Leopard Racing	HONDA	32'32.569	154.5	7.485
11	5	6 Ryusei YAMANAKA	JPN	MT Helmets - MSI	KTM	32'33.142	154.5	8.058
12	4	36 Angel PIQUERAS	SPA	Leopard Racing	HONDA	32'33.188	154.5	8.104
13	3	82 Stefano NEPA	ITA	LEVELUP - MTA	KTM	32'33.231	154.4	8.147
14	2	78 Joel ESTEBAN	SPA	CFMOTO Gaviota Aspar Team	CFMOTO	32'33.244	154.4	8.160
15	1	24 Tatsuki SUZUKI	JPN	Liqui Moly Husqvarna Intact GP	HUSQVARNA	32'45.419	153.5	20.335
16		19 Scott OGDEN	GBR	MLav Racing	HONDA	32'46.381	153.4	21.297
17		18 Matteo BERTELLE	ITA	Kopron Rivacold Snipers Team	HONDA	32'46.443	153.4	21.359
18		10 Nicola CARRARO	ITA	LEVELUP - MTA	KTM	32'46.502	153.4	21.418
19		85 Xabi ZURUTUZA	SPA	Red Bull KTM Ajo	KTM	32'47.411	153.3	22.327
20		70 Joshua WHATLEY	GBR	MLav Racing	HONDA	33'05.617	151.9	40.533
21		55 Noah DETTWILER	SWI	CIP Green Power	KTM	33'05.636	151.9	40.552
22		5 Tatchakorn BUASRI	THA	Honda Team Asia	HONDA	33'05.684	151.9	40.600
23		93 Arbi ADITAMA	INA	Honda Team Asia	HONDA	33'11.769	151.5	46.685
Not classified								
		22 David ALMANSA	SPA	Kopron Rivacold Snipers Team	HONDA	22'48.784	146.9	6 laps
		72 Taiyo FURUSATO	JPN	Honda Team Asia	HONDA	9'05.137	153.7	13 laps
		66 Joel KELSO	AUS	BOE Motorsports	KTM	9'05.687	153.6	13 laps
		54 Riccardo ROSSI	ITA	CIP Green Power	KTM	9'08.827	152.7	13 laps

The results are provisional until the end of the limit for protest and appeals.

Time limit for protest expires 60' after publication of the results - Time:

These data/results cannot be reproduced, stored and/or transmitted in whole or in part by any manner of electronic, mechanical, photocopying, recording, broadcasting or otherwise now known or herein after developed without the previous express consent by the copyright owner, except for reproduction in daily press and regular printed publications on sale to the public within 60 days of the event related to those data/results and always provided that copyright symbol appears together as follows below.

© DORNA, 2024



4657 m.

GRAN PREMI MONSTER ENERGY DE CATALUNYA

Race

Classification after 18 laps = 83.826 km

29

Pos	Rider	Nation	Team	Motorcycle	Total Time	Km/h	Gap
-----	-------	--------	------	------------	------------	------	-----

Race condition: Dry

Air: 21°

Humidity: 59%

Ground: 22°

Pole Position:

Fastest Lap (New record):

Best Race Lap:

All-Time Lap Record:

	Ivan ORTOLA	1'46.749	157.0 Km/h
Lap 17	Jose Antonio RUEDA	1'46.748	157.0 Km/h
2021	Darryn BINDER	1'48.209	154.9 Km/h
2024	David ALONSO	1'46.111	157.9 Km/h

10:45'00

10:50'18

10:59'58

11:02'53

11:04'41 Tatchakorn BUASRI11:04'44 Taiyo FURUSATO11:04'49 David MUÑOZ

11:04'53 -

11:07'19 David MUÑOZ11:07'33 Tatchakorn BUASRI11:09'26 David ALMANSA11:09'41 Xabi ZURUTUZA11:09'42 David ALMANSA11:11'27 Riccardo ROSSI11:12'26 Joel KELSO11:12'44 Taiyo FURUSATO11:12'52 Riccardo ROSSI11:13'27 Tatchakorn BUASRI11:14'24 Noah DETTWILER11:14'31 Riccardo ROSSI11:14'43 Joshua WHATLEY11:17'52 Angel PIQUERAS11:20'10 Joshua WHATLEY11:20'35 Tatsuki SUZUKI11:20'40 Stefano NEPA11:23'08 Tatsuki SUZUKI11:23'12 Filippo FARIOLI11:24'53 Jacob ROULSTONE11:25'24 Ryusei YAMANAKA11:25'41 David ALMANSA11:26'02 Joel ESTEBAN11:27'10 Tatsuki SUZUKI11:30'07 Daniel HOLGADO11:30'08 Jose Antonio RUEDA

SIGHTING LAP START

All bikes on grid

WARM UP LAP START

RACE START

long lap penaltydouble long lap penaltylong lap penaltyNo jump startslong lap penalty - COMPLETEDlong lap penalty - COMPLETED

crashed out - Rider OK

track limits warning

re-joined race

track limits warning

crashed out - Rider OK

crashed out - Rider OK

long lap penalty due to exceeding track limittrack limits warningtrack limits warning

crashed out - Rider OK

long lap penalty due to shortcut at T2track limits warninglong lap penalty - COMPLETEDlong lap penalty due to shortcut at T2track limits warninglong lap penalty due to incorrect long lap executiontrack limits warningtrack limits warningtrack limits warning

entered pits and retired

track limits warninglong lap penalty - COMPLETEDtrack limits warningtrack limits warning

The results are provisional until the end of the limit for protest and appeals.

Time limit for protest expires 60' after publication of the results - Time:

These data/results cannot be reproduced, stored and/or transmitted in whole or in part by any manner of electronic, mechanical, photocopying, recording, broadcasting or otherwise now known or herein after developed without the previous express consent by the copyright owner, except for reproduction in daily press and regular printed publications on sale to the public within 60 days of the event related to those data/results and always provided that copyright symbol appears together as follows below.

© DORNA, 2024

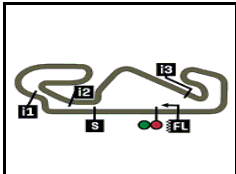
Official MotoGP Timing by TISSOT

www.motogp.com

Barcelona, Sunday, May 26, 2024

Page 2 of 2





4657 m.

GRAN PREMI MONSTER ENERGY DE CATALUNYA

Moto3™

World Championship Classification

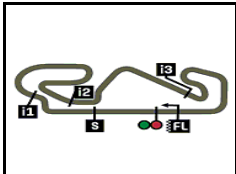
30

Rider		Points	Leader	Previous	QAT	POR	AME	SPA	FRA	CAT	ITA	NED	GER	GBR	AUT	ARA	RSM	IND	INA	JPN	AUS	THA	MAL	VAL
1 ALONSO David	COL	118			25	13	25	5	25	25														
2 HOLGADO Daniel	SPA	104	14	14	20	25	20	9	20	10														
3 VEIJER Collin	NED	75	43	29	11	10	-	25	16	13														
4 ORTOLA Ivan	SPA	70	48	5	7	16	-	16	11	20														
5 MUÑOZ David	SPA	49	69	21	0	7	11	20	-	11														
6 RUEDA Jose Antonio	SPA	44	74	5	-	20	-	-	8	16														
7 KELSO Joel	AUS	42	76	2	8	11	9	11	3	-														
8 YAMANAKA Ryusei	JPN	40	78	2	-	-	13	13	9	5														
9 FERNANDEZ Adrian	SPA	37	81	3	-	6	5	10	10	6														
10 PIQUERAS Angel	SPA	36	82	1	4	-	16	6	6	4														
11 ESTEBAN Joel	SPA	35	83	1	5	8	7	-	13	2														
12 ROULSTONE Jacob	AUS	35	83	0	6	5	8	4	4	8														
13 SUZUKI Tatsuki	JPN	31	87	4	9	4	10	0	7	1														
14 NEPA Stefano	ITA	29	89	2	10	9	0	7	0	3														
15 FURUSATO Taiyo	JPN	18	100	11	16	0	-	0	2	-														
16 LUNETTA Luca	ITA	15	103	3	1	0	0	0	5	9														
17 CARRARO Nicola	ITA	15	103	0	2	1	4	8	0	0														
18 ROSSI Riccardo	ITA	13	105	2	13	-	0	0	-	-														
19 FARIOLI Filippo	ITA	11	107	2	-	0	1	3	-	7														
20 BERTELLE Matteo	ITA	8	110	3	-	-	6	2	-	0														
21 OGDEN Scott	GBR	5	113	3	3	2	-	0	-	0														
22 ZURUTUZA Xabi	SPA	3	115	2	-	-	3	0	0	0														

These data/results cannot be reproduced, stored and/or transmitted in whole or in part by any manner of electronic, mechanical, photocopying, recording, broadcasting or otherwise now known or herein after developed without the previous express consent by the copyright owner, except for reproduction in daily press and regular printed publications on sale to the public within 60 days of the event related to those data/results and always provided that copyright symbol appears together as follows below.
© DORNA, 2024

Official MotoGP Timing by TISSOT
www.motogp.com





4657 m.

GRAN PREMI MONSTER ENERGY DE CATALUNYA

World Championship Classification

30

Rider		Points	Leader	Previous	QAT	POR	AME	SPA	FRA	CAT	ITA	NED	GER	GBR	AUT	ARA	RSM	IND	INA	JPN	AUS	THA	MAL	VAL
23 PEREZ Vicente	SPA	3	115	0	-	3	-	0	-	-														
24 DETTWILER Noah	SWI	2	116	1	0	0	2	0	0	0														
25 ALMANSA David	SPA	2	116	0	-	-	-	1	1	-														
26 WHATLEY Joshua	GBR	0	118	2	0	0	0	0	0	0														
27 BUASRI Tatchakorn	THA	0	118	0	0	0	-	0	0	0														
28 AL SAHOUTI Hamad	QAT	0	118	0	-	0	-	-	-	-														
29 ADITAMA Arbi	INA	0	118	0	-	-	-	-	-	-	0													

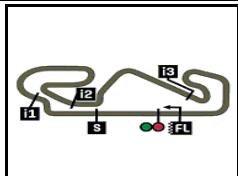
These data/results cannot be reproduced, stored and/or transmitted in whole or in part by any manner of electronic, mechanical, photocopying, recording, broadcasting or otherwise now known or herein after developed without the previous express consent by the copyright owner, except for reproduction in daily press and regular printed publications on sale to the public within 60 days of the event related to those data/results and always provided that copyright symbol appears together as follows below.
© DORNA, 2024

Official MotoGP Timing by 
www.motogp.com

Barcelona, Sunday, May 26, 2024

Page 2 of 3





4657 m.

GRAN PREMI MONSTER ENERGY DE CATALUNYA

Moto3™

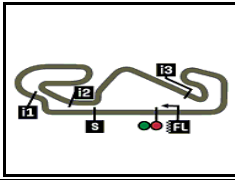
30

World Championship Classification

Constructor		Points	Leader	Previous	QAT	POR	AME	SPA	FRA	CAT	ITA	NED	GER	GBR	AUT	ARA	RSM	IND	INA	JPN	AUS	THA	MAL	VAL
1	CFMOTO	118			25	13	25	5	25	25														
2	GASGAS	104	14	14	20	25	20	9	20	10														
3	KTM	97	21	7	13	20	13	20	11	20														
4	HUSQVARNA	85	33	12	11	10	10	25	16	13														
5	HONDA	67	51	18	16	6	16	10	10	9														

Team		Points	Leader	Previous	QAT	POR	AME	SPA	FRA	CAT	ITA	NED	GER	GBR	AUT	ARA	RSM	IND	INA	JPN	AUS	THA	MAL	VAL
1	CFMOTO GAVIOTA ASPAR TEAM	153			30	21	32	5	38	27														
2	RED BULL GASGAS TECH3	139	14	14	26	30	28	13	24	18														
3	MT HELMETS - MSI	110	43	29	7	16	13	29	20	25														
4	LIQUI MOLY HUSQVARNA INTACT GP	106	47	4	20	14	10	25	23	14														
5	BOE MOTORSPORTS	91	62	15	8	18	20	31	3	11														
6	LEOPARD RACING	73	80	18	4	6	21	16	16	10														
7	RED BULL KTM AJO	50	103	23	-	23	3	-	8	16														
8	LEVELUP - MTA	44	109	6	12	10	4	15	-	3														
9	SIC58 SQUADRA CORSE	26	127	18	1	-	1	3	5	16														
10	HONDA TEAM ASIA	18	135	8	16	-	-	-	2	-														
11	CIP GREEN POWER	15	138	3	13	-	2	-	-	-														
12	KOPRON RIVACOLD SNIPERS TEAM	10	143	5	-	-	6	3	1	-														
13	MLAV RACING	5	148	5	3	2	-	-	-	-														

These data/results cannot be reproduced, stored and/or transmitted in whole or in part by any manner of electronic, mechanical, photocopying, recording, broadcasting or otherwise now known or herein after developed without the previous express consent by the copyright owner, except for reproduction in daily press and regular printed publications on sale to the public within 60 days of the event related to those data/results and always provided that copyright symbol appears together as follows below.
© DORNA, 2024



4657 m.

GRAN PREMI MONSTER ENERGY DE CATALUNYA

Race

Lap Chart

31

Pos	1	2	3	4	5	6	7	8	9	10	11	12	13	14	15	16	17	18	19	20	21	22	23	24	25	26	27
Grid	48	95	99	72	6	80	64	31	96	58	82	18	36	66	78	12	22	54	19	7	24	5	85	55	10	70	93

1	48	64	96	72	95	80	31	99	78	58	18	24	82	66	36	6	54	12	7	22	19	85	10	55	5	93	70
2	48	95	72	80	64	96	99	58	31	78	66	82	36	6	24	12	54	7	18	22	85	19	10	5	55	93	70
3	95	80	96	48	58	99	31	78	66	36	82	6	72	12	64	24	7	54	18	22	85	19	10	55	70	93	5
4	95	80	96	58	48	99	78	31	6	66	72	64	36	82	12	24	7	54	85	18	19	10	55	5	93	70	22
5	96	58	95	48	80	72	99	78	31	64	66	6	36	12	82	7	24	54	19	85	18	10	55	5	70	93	22
6	48	96	58	95	99	64	80	78	6	31	36	12	7	82	24	19	18	85	10	55	5	70	93	22			
7	96	48	95	64	99	58	80	78	6	12	36	31	7	82	24	19	18	85	10	55	5	70	93	22			
8	48	95	99	80	64	96	58	6	12	31	78	36	7	24	82	18	19	85	10	55	5	70	93	22			
9	95	48	80	99	64	96	58	6	12	31	78	36	82	7	24	85	19	18	10	55	5	70	93	22			
10	48	95	80	99	96	64	6	58	12	78	31	36	82	7	24	19	18	85	10	5	55	70	93	22			
L a P S	11	95	96	80	48	64	99	58	12	31	6	36	82	78	7	24	19	18	85	10	55	5	70	93	22		
	12	80	48	95	96	58	64	99	12	31	6	36	78	82	7	24	19	18	85	10	55	5	70	93	22		
	13	80	48	95	96	58	99	64	31	6	36	12	78	7	82	24	19	18	85	10	55	5	70	93			
	14	80	48	95	96	58	99	64	6	31	78	12	7	36	82	24	19	85	18	10	5	55	70	93			
	15	80	48	95	96	99	64	58	6	31	78	12	36	7	82	24	19	18	85	10	55	5	70	93			
	16	80	48	95	96	99	64	58	6	78	31	12	36	7	82	24	19	18	10	85	55	5	70	93			
	17	80	48	95	99	64	96	58	78	31	6	12	7	36	82	24	19	18	10	85	5	55	70	93			
	18	80	48	99	95	64	96	58	12	7	31	6	36	82	78	24	19	18	10	85	70	55	5	93			



Winner



Lapped rider

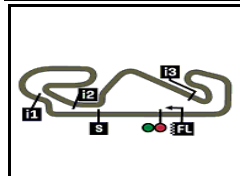
These data/results cannot be reproduced, stored and/or transmitted in whole or in part by any manner of electronic, mechanical, photocopying, recording, broadcasting or otherwise now known or herein after developed without the previous express consent by the copyright owner, except for reproduction in daily press and regular printed publications on sale to the public within 60 days of the event related to those data/results and always provided that copyright symbol appears together as follows below.

© DORNA, 2024

Official MotoGP Timing by TISSOT
www.motogp.com

Barcelona, Sunday, May 26, 2024





4657 m.

GRAN PREMI MONSTER ENERGY DE CATALUNYA

Race

Fastest Lap of Each Rider

32

	Rider	Nation	Team	Motorcycle	Time	Lap Total	Gap
1	99 Jose Antonio RUEDA	SPA	Red Bull KTM Ajo	KTM	1'46.748	17 18	
2	64 David MUÑOZ	SPA	BOE Motorsports	KTM	1'46.894	16 18	0.146 0.146
3	80 David ALONSO	COL	CFMOTO Gaviota Aspar Team	CFMOTO	1'47.030	14 18	0.282 0.136
4	48 Ivan ORTOLA	SPA	MT Helmets - MSI	KTM	1'47.057	14 18	0.309 0.027
5	95 Collin VEIJER	NED	Liqui Moly Husqvarna Intact GP	HUSQVARNA	1'47.105	14 18	0.357 0.048
6	96 Daniel HOLGADO	SPA	Red Bull GASGAS Tech3	GASGAS	1'47.245	14 18	0.497 0.140
7	58 Luca LUNETTA	ITA	SIC58 Squadra Corse	HONDA	1'47.369	13 18	0.621 0.124
8	6 Ryusei YAMANAKA	JPN	MT Helmets - MSI	KTM	1'47.389	4 18	0.641 0.020
9	72 Taiyo FURUSATO	JPN	Honda Team Asia	HONDA	1'47.488	5 5	0.740 0.099
10	7 Filippo FARIOLI	ITA	SIC58 Squadra Corse	HONDA	1'47.504	4 18	0.756 0.016
11	24 Tatsuki SUZUKI	JPN	Liqui Moly Husqvarna Intact GP	HUSQVARNA	1'47.637	4 18	0.889 0.133
12	31 Adrian FERNANDEZ	SPA	Leopard Racing	HONDA	1'47.720	3 18	0.972 0.083
13	12 Jacob ROULSTONE	AUS	Red Bull GASGAS Tech3	GASGAS	1'47.722	4 18	0.974 0.002
14	78 Joel ESTEBAN	SPA	CFMOTO Gaviota Aspar Team	CFMOTO	1'47.735	3 18	0.987 0.013
15	36 Angel PIQUERAS	SPA	Leopard Racing	HONDA	1'47.835	6 18	1.087 0.100
16	82 Stefano NEPA	ITA	LEVELUP - MTA	KTM	1'47.891	9 18	1.143 0.056
17	66 Joel KELSO	AUS	BOE Motorsports	KTM	1'47.929	4 5	1.181 0.038
18	10 Nicola CARRARO	ITA	LEVELUP - MTA	KTM	1'48.342	17 18	1.594 0.413
19	18 Matteo BERTELLE	ITA	Kopron Rivacold Snipers Team	HONDA	1'48.359	17 18	1.611 0.017
20	19 Scott OGDEN	GBR	MLav Racing	HONDA	1'48.498	4 18	1.750 0.139
21	22 David ALMANSA	SPA	Kopron Rivacold Snipers Team	HONDA	1'48.504	3 12	1.756 0.006
22	85 Xabi ZURUTUZA	SPA	Red Bull KTM Ajo	KTM	1'48.598	4 18	1.850 0.094
23	54 Riccardo ROSSI	ITA	CIP Green Power	KTM	1'48.891	2 5	2.143 0.293
24	5 Tatchakorn BUASRI	THA	Honda Team Asia	HONDA	1'49.082	4 18	2.334 0.191
25	70 Joshua WHATLEY	GBR	MLav Racing	HONDA	1'49.406	9 18	2.658 0.324
26	55 Noah DETTWILER	SWI	CIP Green Power	KTM	1'49.525	4 18	2.777 0.119
27	93 Arbi ADITAMA	INA	Honda Team Asia	HONDA	1'49.646	4 18	2.898 0.121

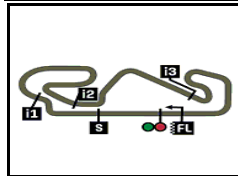
These data/results cannot be reproduced, stored and/or transmitted in whole or in part by any manner of electronic, mechanical, photocopying, recording, broadcasting or otherwise now known or herein after developed without the previous express consent by the copyright owner, except for reproduction in daily press and regular printed publications on sale to the public within 60 days of the event related to those data/results and always provided that copyright symbol appears together as follows below.

© DORNA, 2024

Official MotoGP Timing by TISSOT
www.motogp.com

Barcelona, Sunday, May 26, 2024





4657 m.

GRAN PREMI MONSTER ENERGY DE CATALUNYA

After the Race

Event Best Maximum Speed

33



Rider	Nation Team	Motorcycle	Km/h
24 Tatsuki SUZUKI	JPN Liqui Moly Husqvarna Intact GP	HUSQVARNA	252.9 Race
6 Ryusei YAMANAKA	JPN MT Helmets - MSI	KTM	252.3 Race
31 Adrian FERNANDEZ	SPA Leopard Racing	HONDA	252.3 Race
12 Jacob ROULSTONE	AUS Red Bull GASGAS Tech3	GASGAS	251.7 Race
78 Joel ESTEBAN	SPA CFMOTO Gaviota Aspar Team	CFMOTO	251.7 Race
36 Angel PIQUERAS	SPA Leopard Racing	HONDA	251.7 Race
82 Stefano NEPA	ITA LEVELUP - MTA	KTM	251.1 Race
99 Jose Antonio RUEDA	SPA Red Bull KTM Ajo	KTM	251.1 Race
80 David ALONSO	COL CFMOTO Gaviota Aspar Team	CFMOTO	250.5 Race
96 Daniel HOLGADO	SPA Red Bull GASGAS Tech3	GASGAS	250.0 Race
66 Joel KELSO	AUS BOE Motorsports	KTM	250.0 Race
7 Filippo FARIOLI	ITA SIC58 Squadra Corse	HONDA	249.4 Race
48 Ivan ORTOLA	SPA MT Helmets - MSI	KTM	248.2 Race
10 Nicola CARRARO	ITA LEVELUP - MTA	KTM	248.2 Race
58 Luca LUNETTA	ITA SIC58 Squadra Corse	HONDA	248.2 Race
85 Xabi ZURUTUZA	SPA Red Bull KTM Ajo	KTM	247.7 Race
18 Matteo BERTELLE	ITA Kopron Rivacold Snipers Team	HONDA	247.1 Free Practice
55 Noah DETTWILER	SWI CIP Green Power	KTM	246.5 Race
22 David ALMANSA	SPA Kopron Rivacold Snipers Team	HONDA	246.5 Practice Nr. 2
95 Collin VEIJER	NED Liqui Moly Husqvarna Intact GP	HUSQVARNA	246.5 Race
64 David MUÑOZ	SPA BOE Motorsports	KTM	246.5 Practice Nr. 1
72 Taiyo FURUSATO	JPN Honda Team Asia	HONDA	246.0 Race
19 Scott OGDEN	GBR MLav Racing	HONDA	246.0 Race
54 Riccardo ROSSI	ITA CIP Green Power	KTM	245.4 Race
5 Tatchakorn BUASRI	THA Honda Team Asia	HONDA	244.3 Practice Nr. 2
93 Arbi ADITAMA	INA Honda Team Asia	HONDA	244.3 Practice Nr. 2
70 Joshua WHATLEY	GBR MLav Racing	HONDA	242.6 Race

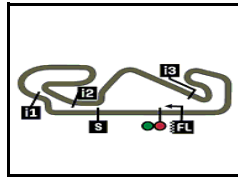
These data/results cannot be reproduced, stored and/or transmitted in whole or in part by any manner of electronic, mechanical, photocopying, recording, broadcasting or otherwise now known or herein after developed without the previous express consent by the copyright owner, except for reproduction in daily press and regular printed publications on sale to the public within 60 days of the event related to those data/results and always provided that copyright symbol appears together as follows below.

© DORNA, 2024

Official MotoGP Timing by TISSOT
www.motogp.com



Barcelona, Sunday, May 26, 2024



4657 m.

GRAN PREMI MONSTER ENERGY DE CATALUNYA

Race

Chronological Analysis of Performances

34

* Lap / Sector time cancelled

T1 Time from finish line to 1st intermediate

T3 Time from 2nd intermed. to 3rd intermed.

P Crossing the finish line in pit lane

T2 Time from 1st intermed. to 2nd intermed.

T4 Time from 3rd intermediate to finish line

Lap	Lap Time	T1	T2	T3	T4	Speed	Lap	Lap Time	T1	T2	T3	T4	Speed
1st	80	David ALONSO				CFMOTO Gaviota As COL	3	1'47.929	19.752	33.107	22.691	32.379	248.8
		Runs=1	Total laps=18	Full laps=17	Valid laps=16	4	1'48.181	19.868	33.291	22.591	32.431	251.1	
1	1'52.547	24.097	33.496	22.606	32.348	205.3	5	1'48.434	19.892	33.341	22.638	32.563	250.0
2	1'47.812	19.698	33.067	22.675	32.372	246.0	6	1'47.910	19.666	33.252	22.666	32.326	250.0
3	1'47.983	19.540	33.255	22.754	32.434	246.5	7	1'48.326	19.822	33.571	22.664	32.269	242.1
4	1'48.124	19.811	33.211	22.691	32.411	242.1	8	1'48.106	19.753	33.250	22.632	32.471	247.1
5	1'48.513	20.099	33.472	22.570	32.372	240.5	9	1'48.016	19.805	33.236	22.625	32.350	248.8
6	1'48.487	19.793	33.556	22.656	32.482	248.2	10	1'47.964	19.696	33.247	22.652	32.369	248.2
7	1'48.371	19.716	33.706	22.690	32.259	249.4	11	1'48.466 *	19.764	33.399	22.903	32.400*	247.1
8	1'47.910	19.685	33.203	22.597	32.425	250.5	12	1'48.096	19.772	33.350	22.676	32.298	246.5
9	1'47.704	19.573	33.267	22.611	32.253	247.7	13	1'47.571 *	19.679	33.085	22.602	32.205*	250.5
10	1'48.099	19.768	33.282	22.639	32.410	241.0	14	1'47.260	19.718	32.967	22.545	32.030	243.7
11	1'48.155	19.653	33.190	22.714	32.598	246.5	15	1'47.243 *	19.588	32.959	22.541	32.155*	241.0
12	1'47.360	19.553	33.133	22.519	32.155	246.0	16	1'47.066	19.551	32.809	22.447	32.259	242.6
13	1'47.476 *	19.705	33.047	22.537*	32.187	240.0	17	1'46.748	19.429	32.859	22.433	32.027	249.4
14	1'47.030	19.554	33.022	22.417	32.037	240.0	18	1'47.512	19.501	33.091	22.492	32.428	248.8
15	1'47.290	19.639	33.006	22.473	32.172	239.4							
16	1'47.521	19.606	32.956	22.452	32.507	238.9							
17	1'47.266	19.561	33.072	22.427	32.206	241.6							
18	1'47.436	19.712	33.037	22.443	32.244	240.5							

2nd	48	Ivan ORTOLA				MT Helmets - MSI SPA
		Runs=1	Total laps=18	Full laps=17	Valid laps=17	
1	1'51.660	23.466	33.199	22.679	32.316	201.1
2	1'48.352	19.791	33.224	22.735	32.602	237.8
3	1'48.474	19.977	33.283	22.740	32.474	236.8
4	1'48.289	19.757	33.334	22.725	32.473	245.4
5	1'48.072	19.878	33.318	22.504	32.372	248.2
6	1'47.933	19.554	33.276	22.650	32.453	244.8
7	1'48.517	19.940	33.378	22.518	32.681	240.0
8	1'48.025	19.599	33.246	22.751	32.429	240.5
9	1'48.061	19.844	33.308	22.625	32.284	237.8
10	1'47.925	19.499	33.202	22.789	32.435	243.7
11	1'48.484	19.985	33.376	22.668	32.455	237.3
12	1'47.517	19.579	33.174	22.600	32.164	247.1
13	1'47.414	19.621	33.094	22.570	32.129	244.3
14	1'47.057	19.517	33.041	22.427	32.072	243.7
15	1'47.341	19.547	33.119	22.497	32.178	243.2
16	1'47.372	19.531	32.985	22.456	32.400	243.7
17	1'47.323	19.596	33.111	22.460	32.156	240.5
18	1'47.510	19.622	33.109	22.465	32.314	245.4

3rd	99	Jose Antonio RUEDA				Red Bull KTM Ajo SPA
		Runs=1	Total laps=18	Full laps=17	Valid laps=14	
1	1'52.864	24.215	33.636	22.682	32.331	200.3
2	1'47.905	19.733	33.128	22.665	32.379	248.2

4th	95	Collin VEIJER				Liqui Moly Husqvarna NED
		Runs=1	Total laps=18	Full laps=17	Valid laps=16	
1	1'52.490	23.893	33.303	22.850	32.444	200.0
2	1'47.697	19.433	33.104	22.668	32.492	246.5
3	1'48.014	19.621	33.237	22.702	32.454	245.4
4	1'48.185	19.775	33.276	22.728	32.406	240.0
5	1'48.337	20.065	33.324	22.562	32.386	238.4
6	1'48.382	19.912	33.489	22.570	32.411	238.4
7	1'48.234	19.863	33.348	22.555	32.468	245.4
8	1'48.173	19.686	33.332	22.634	32.521	242.1
9	1'47.750	19.553	33.267	22.631	32.299	245.4
10	1'48.213 *	19.868	33.273	22.666	32.406*	238.9
11	1'48.020	19.576	33.251	22.723	32.470	243.7
12	1'48.115	20.091	33.216	22.572	32.236	238.9
13	1'47.365	19.502	33.177	22.504	32.182	246.5
14	1'47.105	19.508	33.063	22.440	32.094	246.5
15	1'47.234	19.513	33.064	22.496	32.161	245.4
16	1'47.284	19.484	33.097	22.423	32.280	245.4
17	1'47.383	19.628	33.196	22.435	32.124	242.6
18	1'47.663	19.532	33.415	22.472	32.244	246.0

5th	64	David MUÑOZ				BOE Motorsports SPA
		Runs=1	Total laps=18	Full laps=17	Valid laps=14	
1	1'52.226	23.956	33.284	22.640	32.346	210.9
2	1'48.220	19.760	33.397	22.684	32.379	243.2
3	1'50.276 *	21.62*	33.681	22.639	32.331	244.3
4	1'47.267	19.449	33.066	22.508	32.244	245.4
5	1'47.599	19.621	33.118	22.653	32.207	246.0
6	1'47.689	19.645	33.203	22.595	32.246	244.3

Fastest Lap: Jose Antonio RUEDA Red Bull KTM Ajo SPA **1'46.748** 19.429 32.859 22.433 32.027

These data/results cannot be reproduced, stored and/or transmitted in whole or in part by any manner of electronic, mechanical, photocopying, recording, broadcasting or otherwise now known or herein after developed without the previous express consent by the copyright owner, except for reproduction in daily press and regular printed publications on sale to the public within 60 days of the event related to those data/results and always provided that copyright symbol appears together as follows below.
© DORNA, 2024

Race

Moto3

Lap	Lap Time	T1	T2	T3	T4	Speed	Lap	Lap Time	T1	T2	T3	T4	Speed	
7	1'48.166	19.792	33.467	22.503	32.404	244.3	8th 12 Jacob ROULSTONE Red Bull GASGAS Te AUS Runs=1 Total laps=18 Full laps=17 Valid laps=14	1	1'54.745	24.947	33.961	22.948	32.889	213.8
8	1'48.406	19.975	33.495	22.532	32.404	242.1		2	1'48.120	19.693	33.407	22.754	32.266	250.5
9	1'47.953 *	19.689	33.285	22.608	32.371*	244.8		3	1'47.726 *	19.629	33.134	22.658*	32.305	250.5
10	1'48.074	19.729	33.292	22.615	32.438	245.4		4	1'47.722	19.777	33.066	22.595	32.284	244.3
11	1'47.998	19.668	33.332	22.649	32.349	244.8		5	1'48.040 *	19.754	33.282	22.649*	32.355	250.0
12	1'48.242	19.761	33.676	22.621	32.184	244.3		6	1'47.838	19.701	33.154	22.656	32.327	246.5
13	1'47.880 *	19.640	33.323	22.593	32.324*	244.8		7	1'48.146	19.637	33.335	22.682	32.492	250.0
14	1'47.223	19.565	33.023	22.592	32.043	245.4		8	1'47.947	19.795	33.208	22.603	32.341	246.5
15	1'47.298	19.550	32.976	22.483	32.289	246.0		9	1'48.001	19.680	33.374	22.609	32.338	251.7
16	1'46.894	19.458	32.908	22.354	32.174	244.3		10	1'48.057	19.715	33.301	22.638	32.403	248.8
17	1'47.376	19.561	32.987	22.549	32.279	243.7		11	1'48.077	19.770	33.304	22.680	32.323	246.0
18	1'47.945	19.645	33.221	22.531	32.548	243.2		12	1'48.238 *	19.726	33.400	22.651*	32.461	246.0

6th 96 Daniel HOLGADO Red Bull GASGAS Te SPA Runs=1 Total laps=18 Full laps=17 Valid laps=14						
1	1'52.260	23.708	33.240	22.712	32.600	213.4
2	1'48.331	20.140	33.184	22.620	32.387	235.8
3	1'47.802	19.669	33.118	22.654	32.361	247.1
4	1'48.243	19.968	33.136	22.697	32.442	238.9
5	1'47.958 *	19.412	33.276	22.665	32.605*	246.0
6	1'48.407	19.719	33.503	22.654	32.531	241.6
7	1'48.225	19.615	33.269	22.617	32.724	247.7
8	1'48.803	19.979	33.431	22.678	32.715	238.9
9	1'47.925 *	19.593	33.322	22.638	32.372*	248.8
10	1'47.863	19.638	33.140	22.608	32.477	250.0
11	1'47.826	19.655	33.110	22.562	32.499	248.8
12	1'48.141	19.866	33.376	22.620	32.279	247.7
13	1'47.354	19.473	33.145	22.534	32.202	250.0
14	1'47.245	19.458	33.042	22.488	32.257	248.2
15	1'47.306 *	19.453	32.973	22.482	32.398*	246.0
16	1'47.567	19.498	33.130	22.507	32.432	245.4
17	1'48.029	19.662	32.958	22.862	32.547	245.4
18	1'49.189	19.704	33.623	22.772	33.090	243.2

7th 58 Luca LUNETTA SIC58 Squadra Corse ITA Runs=1 Total laps=18 Full laps=17 Valid laps=17						
1	1'53.215	24.460	33.735	22.729	32.291	212.5
2	1'47.632	19.664	33.142	22.632	32.194	247.1
3	1'47.705	19.606	33.043	22.723	32.333	247.1
4	1'48.160	19.907	33.244	22.614	32.395	247.7
5	1'47.940	19.561	33.251	22.687	32.441	246.5
6	1'48.414	19.870	33.396	22.671	32.477	239.4
7	1'48.699	19.727	33.734	22.895	32.343	245.4
8	1'48.357	19.818	33.401	22.643	32.495	246.5
9	1'47.919	19.607	33.320	22.623	32.369	247.7
10	1'48.061	19.714	33.337	22.638	32.372	247.7
11	1'48.089	19.685	33.284	22.746	32.374	246.0
12	1'47.709	19.591	33.312	22.665	32.141	246.0
13	1'47.369	19.506	33.137	22.603	32.123	248.2
14	1'47.715	19.537	33.145	22.608	32.425	247.7
15	1'47.899	19.994	33.001	22.618	32.286	243.7
16	1'48.047	19.703	33.210	22.739	32.395	243.7
17	1'48.244	19.837	33.253	22.714	32.440	240.0
18	1'48.701	19.841	33.407	22.790	32.663	240.0

9th 7 Filippo FARIOLI SIC58 Squadra Corse ITA Runs=1 Total laps=18 Full laps=17 Valid laps=14						
1	1'54.861	25.069	34.158	22.776	32.858	216.4
2	1'48.780 *	19.837	33.549	22.551*	32.843	249.4
3	1'47.759	19.708	33.181	22.704	32.166	245.4
4	1'47.504	19.641	33.076	22.589	32.198	242.6
5	1'47.632 *	19.629	33.061	22.607*	32.335	244.3
6	1'47.792	19.730	33.204	22.650	32.208	249.4
7	1'48.343	19.611	33.548	22.710	32.474	248.2
8	1'48.137	19.695	33.259	22.726	32.457	248.8
9	1'48.772	20.369	33.337	22.644	32.422	248.2
10	1'47.902	19.744	33.170	22.671	32.317	241.6
11	1'47.821 *	19.639	33.184	22.671*	32.327	242.6
12	1'48.390	19.695	33.288	22.897	32.510	248.2
13	1'47.815	19.666	33.144	22.601	32.404	244.3
14	1'48.099	19.698	33.367	22.523	32.511	248.8
15	1'48.394	19.776	33.426	22.670	32.522	247.7
16	1'47.975	19.563	33.335	22.680	32.397	248.8
17	1'48.181	19.854	33.314	22.494	32.519	247.1
18	1'48.376	19.540	33.407	22.664	32.765	248.2

10th 31 Adrian FERNANDEZ Leopard Racing SPA Runs=1 Total laps=18 Full laps=17 Valid laps=16						
1	1'52.742	24.171	33.539	22.686	32.346	209.7
2	1'48.327 *	19.700	33.394	22.746*	32.487	249.4
3	1'47.720	19.663	33.081	22.697	32.279	250.0
4	1'48.338	19.807	33.518	22.678	32.335	252.3
5	1'48.386	19.759	33.461	22.798	32.368	250.5
6	1'48.338	19.900	33.378	22.658	32.402	244.3
7	1'48.720	19.620	33.792	22.777	32.531	251.1
8	1'47.829	19.595	33.251	22.639	32.344	249.4
9	1'48.098	19.662	33.336	22.605	32.495	251.1
10	1'48.100	19.814	33.233	22.690	32.363	248.8
11	1'48.083	19.723	33.235	22.566	32.559	249.4
12	1'48.176	19.735	33.389	22.621	32.431	249.4

Fastest Lap: Jose Antonio RUEDA Red Bull KTM Ajo SPA **1'46.748** 19.429 32.859 22.433 32.027

These data/results cannot be reproduced, stored and/or transmitted in whole or in part by any manner of electronic, mechanical, photocopying, recording, broadcasting or otherwise now known or herein after developed without the previous express consent by the copyright owner, except for reproduction in daily press and regular printed publications on sale to the public within 60 days of the event related to those data/results and always provided that copyright symbol appears together as follows below.
© DORNA, 2024

Race

Moto3

Lap	Lap Time	T1	T2	T3	T4	Speed	Lap	Lap Time	T1	T2	T3	T4	Speed
13	1'48.177	19.649	33.323	22.630	32.575	250.0	6	1'48.061	19.726	33.408	22.670	32.257	250.5
14	1'48.127	19.877	33.190	22.568	32.492	243.7	7	1'48.294	19.648	33.450	22.769	32.427	249.4
15	1'48.105	19.752	33.215	22.646	32.492	244.8	8	1'48.293	19.910	33.259	22.619	32.505	251.1
16	1'48.459	19.784	33.235	22.746	32.694	244.8	9	1'47.891	19.662	33.192	22.615	32.422	246.5
17	1'48.290	19.733	33.214	22.609	32.734	245.4	10	1'47.913 *	19.636	33.253	22.733*	32.291	246.0
18	1'48.554	19.911	33.459	22.630	32.554	240.0	11	1'48.141 *	19.720	33.251	22.737*	32.433	248.8

11th 6 Ryusei YAMANAKA MT Helmets - MSI JPN
Runs=1 Total laps=18 Full laps=17 Valid laps=15

1	1'54.319	24.701	33.949	22.744	32.925	205.7
2	1'48.362	19.733	33.620	22.571	32.438	250.5
3	1'47.449	19.604	33.004	22.660	32.181	250.5
4	1'47.389	19.516	32.995	22.552	32.326	252.3
5	1'48.248 *	19.905	33.237	22.869*	32.237	250.0
6	1'47.941	19.849	33.079	22.649	32.364	246.0
7	1'48.374	19.661	33.628	22.711	32.374	250.5
8	1'48.104	19.647	33.371	22.631	32.455	250.5
9	1'47.937	19.709	33.258	22.638	32.332	251.1
10	1'47.872	19.566	33.311	22.535	32.460	252.3
11	1'48.783	19.660	33.517	22.892	32.714	250.0
12	1'48.140 *	19.575	33.443*	22.771	32.351*	249.4
13	1'48.227	19.530	33.247	22.773	32.677	248.8
14	1'47.835	19.622	33.156	22.633	32.424	247.7
15	1'48.026	19.754	33.218	22.651	32.403	241.6
16	1'48.499	19.826	33.225	22.806	32.642	240.5
17	1'48.557	20.263	33.144	22.579	32.571	237.8
18	1'49.080	20.111	33.344	22.631	32.994	239.4

12th 36 Angel PIQUERAS Leopard Racing SPA
Runs=1 Total laps=18 Full laps=17 Valid laps=13

1	1'54.196	24.966	33.790	22.859	32.581	206.5
2	1'48.330	19.672	33.561	22.710	32.387	250.5
3	1'47.427 *	19.680	32.874	22.648*	32.225	245.4
4	1'48.039 *	19.761	33.024	22.662*	32.592	247.7
5	1'48.279	19.999	33.206	22.653	32.421	246.0
6	1'47.835	19.667	33.092	22.636	32.440	248.8
7	1'48.414	19.603	33.519	22.673	32.619	247.1
8	1'48.212 *	19.490	33.472*	22.712	32.538	250.0
9	1'48.014	19.683	33.242	22.687	32.402	246.0
10	1'47.984	19.691	33.220	22.746	32.327	251.1
11	1'48.184 *	19.714	33.297	22.666*	32.507	251.7
12	1'48.074	19.693	33.319	22.697	32.365	248.8
13	1'48.229	19.774	33.176	22.695	32.584	250.0
14	1'48.520	20.101	33.329	22.681	32.409	249.4
15	1'48.089	19.511	33.400	22.687	32.491	250.5
16	1'48.094	19.668	33.220	22.655	32.551	247.1
17	1'48.537	20.000	33.301	22.633	32.603	238.4
18	1'48.731	19.797	33.369	22.707	32.858	250.5

13th 82 Stefano NEPA LEVELUP - MTA ITA
Runs=1 Total laps=18 Full laps=17 Valid laps=14

1	1'54.026	24.548	33.868	22.837	32.773	215.1
2	1'48.269	19.686	33.386	22.741	32.456	250.0
3	1'47.788 *	19.681	33.236	22.643*	32.228	246.0
4	1'48.138	19.738	33.223	22.608	32.569	250.0
5	1'48.189	19.704	33.136	22.760	32.589	249.4

14th 78 Joel ESTEBAN CFMOTO Gaviota As SPA
Runs=1 Total laps=18 Full laps=17 Valid laps=13

1	1'53.028	24.350	33.676	22.753	32.249	214.7
2	1'48.148 *	19.656	33.463	22.738*	32.291	248.8
3	1'47.735	19.635	33.194	22.652	32.254	249.4
4	1'48.093	19.840	33.290	22.599	32.364	249.4
5	1'48.494	19.865	33.542	22.657	32.430	250.0
6	1'48.130	20.044	33.064	22.671	32.351	242.6
7	1'48.387	19.647	33.492	22.822	32.426	248.8
8	1'48.524	19.810	33.373	22.705	32.636	248.2
9	1'48.086	19.706	33.286	22.698	32.396	248.8
10	1'47.783	19.539	33.291	22.653	32.300	251.7
11	1'48.722	19.777	33.565	22.811	32.569	249.4
12	1'48.013 *	19.673	33.248	22.713*	32.379	248.2
13	1'48.281 *	19.671	33.416	22.680*	32.514	248.8
14	1'47.863	19.657	33.200	22.545	32.461	248.8
15	1'48.149 *	19.568	33.631	22.613*	32.337	249.4
16	1'48.186	19.538	33.165	22.782	32.701	250.5
17	1'48.356	19.526	33.215	22.713	32.902	242.1
18	1'49.266	19.606	33.726	22.651	33.283	243.7

15th 24 Tatsuki SUZUKI Liqui Moly Husqvarna JPN
Runs=1 Total laps=18 Full laps=17 Valid laps=13

1	1'53.985	24.650	33.870	22.742	32.723	216.0
2	1'48.820	19.548	33.815	22.751	32.706	247.7
3	1'48.166	19.791	33.350	22.659	32.366	251.1
4	1'47.637	19.640	33.160	22.596	32.241	246.5
5	1'48.053	19.630	33.428	22.658	32.337	246.5
6	1'47.892	19.679	33.302	22.646	32.265	250.0
7	1'48.300	19.642	33.461	22.779	32.418	252.9
8	1'48.011	19.643	33.276	22.673	32.419	252.9
9	1'48.809 *	20.11*	33.648	22.663	32.379	250.0
10	1'47.922 *	19.777	33.200	22.658*	32.287	240.0
11	1'51.279 *	21.94*	33.785*	22.787	32.762	238.9
12	1'49.184	19.811	33.594	22.887	32.892	239.4
13	1'49.434	19.934	33.673	22.978	32.849	238.9
14	1'51.674 *	22.05*	34.004	22.924	32.690	237.3
15	1'49.104	19.896	33.579	22.839	32.790	238.9
16	1'49.069	19.786	33.701	22.810	32.772	238.9
17	1'48.940	19.827	33.655	22.791	32.667	238.4
18	1'49.140	19.874	33.585	22.916	32.765	237.8

Fastest Lap: Jose Antonio RUEDA Red Bull KTM Ajo SPA 1'46.748 19.429 32.859 22.433 32.027

These data/results cannot be reproduced, stored and/or transmitted in whole or in part by any manner of electronic, mechanical, photocopying, recording, broadcasting or otherwise now known or herein after developed without the previous express consent by the copyright owner, except for reproduction in daily press and regular printed publications on sale to the public within 60 days of the event related to those data/results and always provided that copyright symbol appears together as follows below.
© DORNA, 2024

Race

Moto3

Lap	Lap Time	T1	T2	T3	T4	Speed	Lap	Lap Time	T1	T2	T3	T4	Speed	
16th	19	Scott OGDEN				MLav Racing	GBR	13	1'48.566	19.736	33.495	22.752	32.583	241.0
		Runs=1	Total laps=18	Full laps=17	Valid laps=16		14	1'48.895	19.800	33.520	22.901	32.674	243.2	
1	1'55.363	25.358	34.300	22.978	32.727	215.1	15	1'48.978	19.927	33.594	22.744	32.713	245.4	
2	1'48.750	19.902	33.475	22.824	32.549	243.2	16	1'48.441	19.683	33.335	22.702	32.721	248.2	
3	1'48.544	19.843	33.328	22.773	32.600	245.4	17	1'48.342	19.754	33.390	22.713	32.485	240.5	
4	1'48.498	19.790	33.474	22.799	32.435	245.4	18	1'48.999	19.774	33.601	22.762	32.862	242.6	
5	1'48.566	19.719	33.419	22.821	32.607	246.0								
6	1'48.915	19.823	33.383	22.850	32.859	240.0	19th	85	Xabi ZURUTUZA				Red Bull KTM Ajo	SPA
7	1'48.925	19.846	33.441	22.958	32.680	237.8			Runs=1	Total laps=18	Full laps=17	Valid laps=14		
8	1'49.110	19.785	33.747	22.919	32.659	238.9	1	1'55.461	25.252	34.269	22.943	32.997	214.2	
9	1'49.549	19.934	33.647	22.978	32.990	236.3	2	1'48.458 *	19.669	33.342	22.899*	32.548	244.8	
10	1'49.017	19.761	33.497	22.977	32.782	241.6	3	1'48.587 *	19.875	33.354	22.768*	32.590	242.6	
11	1'49.302 *	19.953	33.555	22.881*	32.913	236.8	4	1'48.598	19.759	33.537	22.787	32.515	247.7	
12	1'48.829	19.801	33.438	22.863	32.727	237.3	5	1'49.038 *	19.654	33.753	22.866	32.765*	244.8	
13	1'48.967	19.801	33.438	22.886	32.842	237.3	6	1'48.818	19.823	33.296	22.807	32.892	244.3	
14	1'48.941	19.921	33.482	22.803	32.735	236.3	7	1'48.905	19.970	33.487	22.768	32.680	240.5	
15	1'48.743	19.827	33.535	22.756	32.625	237.8	8	1'48.945	19.740	33.660	22.827	32.718	243.7	
16	1'48.655	19.782	33.491	22.751	32.631	237.8	9	1'49.372	19.725	33.617	22.981	33.049	240.5	
17	1'48.635	19.730	33.462	22.809	32.634	238.4	10	1'49.328	19.950	33.502	22.939	32.937	240.5	
18	1'49.072	19.804	33.614	22.767	32.887	239.4	11	1'49.243	20.030	33.585	22.912	32.716	237.8	
							12	1'48.844	19.867	33.503	22.803	32.671	238.9	
17th	18	Matteo BERTELLE				Kopron Rivacold Snip	ITA	13	1'48.936	19.871	33.455	22.899	32.711	239.4
		Runs=1	Total laps=18	Full laps=17	Valid laps=17		14	1'49.005	19.839	33.474	22.805	32.887	237.8	
1	1'53.918	24.534	33.833	22.892	32.659	211.7	15	1'48.958	20.089	33.400	22.798	32.671	243.7	
2	1'49.727	20.050	33.688	23.163	32.826	241.6	16	1'48.974	20.096	33.407	22.748	32.723	242.1	
3	1'48.580	19.922	33.250	22.839	32.569	242.1	17	1'48.702	19.692	33.395	22.752	32.863	243.7	
4	1'48.879	20.122	33.309	22.801	32.647	238.9	18	1'49.239	19.742	33.509	22.930	33.058	242.1	
5	1'49.105	19.898	33.603	22.871	32.733	241.0								
6	1'48.645	19.581	33.263	22.819	32.982	244.3	20th	70	Joshua WHATLEY				MLav Racing	GBR
7	1'48.790	19.784	33.421	22.874	32.711	239.4			Runs=1	Total laps=18	Full laps=17	Valid laps=14		
8	1'48.951	19.763	33.546	22.917	32.725	238.4	1	1'56.382	25.590	34.799	23.114	32.879	212.1	
9	1'49.737	20.107	33.751	22.872	33.007	233.2	2	1'49.703	20.061	33.719	23.092	32.831	242.6	
10	1'49.134	19.838	33.561	22.958	32.777	242.1	3	1'49.575	20.019	33.697	23.071	32.788	242.6	
11	1'49.202	19.896	33.610	22.927	32.769	239.4	4	1'50.459 *	20.20 *	34.173	22.966	33.116	234.7	
12	1'48.851	19.752	33.538	22.782	32.779	240.5	5	1'49.629	20.042	33.637	23.104	32.846	237.8	
13	1'48.891	19.731	33.527	22.914	32.719	240.0	6	1'49.800 *	20.183	33.746	23.064*	32.807	234.7	
14	1'49.173	20.054	33.533	22.863	32.723	235.2	7	1'49.638	20.066	33.762	22.884	32.926	234.7	
15	1'48.897	19.745	33.454	22.878	32.820	244.3	8	1'49.467	20.015	33.588	23.039	32.825	234.7	
16	1'48.601	19.719	33.407	22.768	32.707	241.6	9	1'49.406	20.041	33.703	22.939	32.723	235.2	
17	1'48.359	19.686	33.382	22.750	32.541	239.4	10	1'52.851 *	22.51 *	34.148	23.224	32.964	234.7	
18	1'49.003	19.597	33.602	22.850	32.954	243.2	11	1'50.053	20.187	33.887	23.120	32.859	233.7	
							12	1'50.370	20.265	33.741	23.343	33.021	234.2	
18th	10	Nicola CARRARO				LEVELUP - MTA	ITA	13	1'49.695	20.075	33.711	23.101	32.808	233.2
		Runs=1	Total laps=18	Full laps=17	Valid laps=15		14	1'49.541	20.104	33.772	23.029	32.636	233.2	
1	1'55.748	25.427	34.523	22.875	32.923	211.3	15	1'49.491	19.991	33.651	23.018	32.831	234.2	
2	1'48.679 *	19.670	33.533	22.779*	32.697	247.7	16	1'49.431	19.974	33.745	22.947	32.765	234.7	
3	1'48.618 *	19.761	33.466	22.841	32.550*	247.7	17	1'50.219	20.149	34.013	23.024	33.033	236.3	
4	1'48.593	19.721	33.551	22.759	32.562	244.8	18	1'49.907	20.067	33.794	22.957	33.089	236.3	
5	1'48.688	19.685	33.481	22.916	32.606	246.0								
6	1'48.805	19.816	33.320	22.837	32.832	244.8	21st	55	Noah DETTWILER				CIP Green Power	SWI
7	1'48.910	19.893	33.609	22.834	32.574	245.4			Runs=1	Total laps=18	Full laps=17	Valid laps=13		
8	1'49.006	19.739	33.654	22.868	32.745	246.0	1	1'55.801	25.493	34.625	22.929	32.754	211.3	
9	1'49.371	19.960	33.675	22.962	32.774	240.5	2	1'49.199 *	20.061	33.552	22.938*	32.648	244.3	
10	1'49.412	19.928	33.652	22.974	32.858	242.1	3	1'48.603 *	19.863	33.368	22.802*	32.570	246.5	
11	1'49.260	19.875	33.609	22.979	32.797	241.6	4	1'49.525	19.841	33.682	22.970	33.032	241.6	
12	1'49.191	19.848	33.733	22.833	32.777	241.0	5	1'49.605 *	19.819	33.688	22.952*	33.146	239.4	

Fastest Lap: Jose Antonio RUEDA Red Bull KTM Ajo SPA **1'46.748** 19.429 32.859 22.433 32.027

These data/results cannot be reproduced, stored and/or transmitted in whole or in part by any manner of electronic, mechanical, photocopying, recording, broadcasting or otherwise now known or herein after developed without the previous express consent by the copyright owner, except for reproduction in daily press and regular printed publications on sale to the public within 60 days of the event related to those data/results and always provided that copyright symbol appears together as follows below.
© DORNA, 2024

Race

Moto3

Lap	Lap Time	T1	T2	T3	T4	Speed	Lap	Lap Time	T1	T2	T3	T4	Speed	
6	1'50.327 *	20.024	33.933	23.161	33.209*	238.4	24th 22	David ALMANSA		Kopron Rivacold Snip SPA				
7	1'50.463	20.025	34.018	23.057	33.363	235.8		Runs=1	Total laps=12	Full laps=10	Valid laps=9			
8	1'50.341	20.108	34.017	22.950	33.266	235.2		1	1'55.089	25.164	34.153	22.917	32.855	214.2
9	1'50.092	20.066	33.905	23.014	33.107	233.7		2	1'48.782	19.787	33.469	22.754	32.772	244.3
10	1'49.820	20.090	33.764	23.092	32.874	235.2		3	1'48.504	19.759	33.322	22.743	32.680	245.4
11	1'50.196	19.977	33.942	23.023	33.254	236.3		4	2'18.989	19.800	59.898	25.292	33.999	243.7
12	1'50.334	19.993	34.085	23.075	33.181	236.3		5	1'50.723 *	20.497	33.901	23.231	33.094*	233.7
13	1'50.233	20.025	33.960	23.016	33.232	236.3		6	1'51.553	21.079	34.084	23.055	33.335	234.2
14	1'50.328	20.132	34.084	23.056	33.056	234.2		7	1'49.670	20.204	33.676	22.915	32.875	234.2
15	1'49.810	19.905	33.705	22.819	33.381	240.0		8	1'49.938	20.263	33.769	22.913	32.993	233.2
16	1'50.563	19.970	34.094	23.187	33.312	236.8		9	1'49.830	20.217	33.749	22.909	32.955	232.7
17	1'50.403	20.152	34.100	23.082	33.069	234.7		10	1'49.941	20.138	33.769	23.038	32.996	234.2
18	1'49.993	20.003	33.800	22.966	33.224	235.8		11	1'50.111	20.207	33.815	23.027	33.062	234.2

22nd **5** **Tatchakorn BUASRI** Honda Team Asia THA
Runs=1 Total laps=18 Full laps=17 Valid laps=14

1	1'55.911	25.244	34.190	22.868	33.609	212.1
2	1'48.925 *	19.811	33.568	22.972*	32.574	243.7
3	1'51.324 *	21.71*	34.020	22.946	32.641	243.7
4	1'49.082	19.840	33.579	22.854	32.809	243.2
5	1'49.489 *	19.973	33.600	23.016*	32.900	238.9
6	1'49.600	19.860	33.676	23.059	33.005	238.9
7	1'49.923	20.077	33.789	23.048	33.009	238.4
8	1'49.847	20.006	33.882	23.098	32.861	237.8
9	1'49.883	19.940	34.041	23.103	32.799	237.3
10	1'49.721	19.890	33.794	23.123	32.914	238.4
11	1'50.336	20.102	34.120	23.067	33.047	233.7
12	1'50.320	20.080	33.981	23.228	33.031	235.2
13	1'50.195	20.052	34.082	23.088	32.973	236.8
14	1'49.973	20.214	33.734	23.023	33.002	233.2
15	1'50.217	19.947	33.731	23.095	33.444	237.8
16	1'50.565	20.003	34.241	23.159	33.162	237.3
17	1'50.239	20.193	33.895	23.064	33.087	237.8
18	1'50.134	19.986	33.820	23.069	33.259	237.3

23rd **93** **Arbi ADITAMA** Honda Team Asia INA
Runs=1 Total laps=18 Full laps=17 Valid laps=15

1	1'56.272	25.476	34.567	23.282	32.947	216.0
2	1'49.761 *	20.044	33.790*	23.016	32.911	241.0
3	1'50.102	20.215	33.771	23.242	32.874	241.6
4	1'49.646	20.050	33.790	22.930	32.876	243.2
5	1'50.230	20.262	34.017	23.093	32.858	239.4
6	1'50.082	20.123	33.959	22.995	33.005	240.5
7	1'49.949	20.121	33.745	23.047	33.036	237.8
8	1'49.923	20.003	33.720	23.123	33.077	237.3
9	1'50.480	20.116	33.770	23.230	33.364	235.2
10	1'50.699	20.210	33.979	23.187	33.323	234.7
11	1'50.028 *	20.226	33.838	23.080*	32.884	235.2
12	1'50.374	19.956	33.776	23.176	33.466	241.0
13	1'50.484	20.136	33.929	23.256	33.163	235.8
14	1'50.921	20.359	33.959	23.294	33.309	235.2
15	1'50.651	20.245	33.925	23.163	33.318	233.7
16	1'50.489	20.271	33.870	23.164	33.184	233.7
17	1'50.911	20.124	33.987	23.380	33.420	233.7
18	1'50.767	20.228	34.028	23.185	33.326	233.2

25th **72** **Taiyo FURUSATO** Honda Team Asia JPN
Runs=1 Total laps=5 Full laps=4 Valid laps=2

1	1'52.322	24.004	33.394	22.567	32.357	201.8
2	1'47.926	19.842	32.972	22.791	32.321	240.0
3	1'50.029 *	21.71*	33.646	22.574	32.090	237.3
4	1'47.372 *	19.646	32.932	22.588	32.206*	246.0
5	1'47.488	19.500	33.065	22.534	32.389	246.0
	unfinished	21.546				243.7

26th **66** **Joel KELSO** BOE Motorsports AUS
Runs=1 Total laps=5 Full laps=4 Valid laps=2

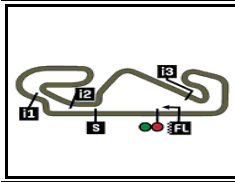
1	1'54.093	24.796	33.961	22.659	32.677	213.0
2	1'47.974	19.668	33.438	22.666	32.202	250.0
3	1'47.577 *	19.643	33.077	22.705*	32.152	242.1
4	1'47.929	19.643	33.155	22.732	32.399	243.2
5	1'48.114 *	19.757	33.232	22.679*	32.446	248.8

27th **54** **Riccardo ROSSI** CIP Green Power ITA
Runs=1 Total laps=5 Full laps=4 Valid laps=1

1	1'54.626	24.993	34.057	22.886	32.690	212.1
2	1'48.891	20.013	33.361	22.751	32.766	245.4
3	1'48.232 *	19.934	33.189	22.786*	32.323*	240.0
4	1'48.251 *	19.710	33.268	22.728*	32.545*	241.6
5	1'48.827 *	19.798	33.381	22.856*	32.792*	238.9
	unfinished	19.908	33.495	22.940		237.3

Fastest Lap: Jose Antonio RUEDA Red Bull KTM Ajo SPA **1'46.748** 19.429 32.859 22.433 32.027

These data/results cannot be reproduced, stored and/or transmitted in whole or in part by any manner of electronic, mechanical, photocopying, recording, broadcasting or otherwise now known or herein after developed without the previous express consent by the copyright owner, except for reproduction in daily press and regular printed publications on sale to the public within 60 days of the event related to those data/results and always provided that copyright symbol appears together as follows below.
© DORNA, 2024



4657 m.

GRAN PREMI MONSTER ENERGY DE CATALUNYA

Race

Analysis by Lap

35

Num Lap Time Gap

Lap	Time	Gap	Lap	Time	Gap	Lap	Time	Gap	Lap	Time	Gap
Lap 1											
48	1'51.660		95	1'48.014		95	1'48.337	0.129	78	1'48.387	0.789
64	1'52.226	0.566	80	1'47.983	0.141	48	1'48.072	0.253	6	1'48.374	0.856
96	1'52.260	0.600	96	1'47.802	0.192	80	1'48.513	0.385	12	1'48.146	1.111
72	1'52.322	0.662	48	1'48.474	0.285	72	1'47.488	0.543	36	1'48.414	1.294
95	1'52.490	0.830	58	1'47.705	0.351	99	1'48.434	0.719	31	1'48.720	1.345
80	1'52.547	0.887	99	1'47.929	0.497	78	1'48.494	0.904	7	1'48.343	1.445
31	1'52.742	1.082	31	1'47.720	0.588	31	1'48.386	0.919	82	1'48.294	1.539
99	1'52.864	1.204	78	1'47.735	0.710	64	1'47.599	0.994	24	1'48.300	1.627
78	1'53.028	1.368	66	1'47.577	1.443	66	1'48.114	1.093	19	1'48.925	6.335
58	1'53.215	1.555	36	1'47.427	1.752	6	1'48.248	1.173	18	1'48.790	6.418
18	1'53.918	2.258	82	1'47.788	1.882	36	1'48.279	1.677	85	1'48.905	6.639
24	1'53.985	2.325	6	1'47.449	1.929	12	1'48.040	1.759	10	1'48.910	6.815
82	1'54.026	2.366	72	1'50.029	2.076	82	1'48.189	1.816	55	1'50.463	12.297
66	1'54.093	2.433	12	1'47.726	2.390	7	1'47.632	1.942	5	1'49.923	13.028
36	1'54.196	2.536	64	1'50.276	2.521	24	1'48.053	2.067	70	1'49.638	13.960
6	1'54.319	2.659	24	1'48.166	2.770	54	1'48.827	4.233	93	1'49.949	14.816
54	1'54.626	2.966	7	1'47.759	3.199	19	1'48.566	5.127	22	1'49.670	42.084
12	1'54.745	3.085	54	1'48.232	3.548	85	1'49.038	5.548	Lap 8		
7	1'54.861	3.201	18	1'48.580	4.024	18	1'49.105	5.615	48	1'48.025	
22	1'55.089	3.429	22	1'48.504	4.174	10	1'48.688	5.732	95	1'48.173	0.190
19	1'55.363	3.703	85	1'48.587	4.305	55	1'49.605	8.139	99	1'48.106	0.333
85	1'55.461	3.801	19	1'48.544	4.456	5	1'49.489	10.137	80	1'47.910	0.425
10	1'55.748	4.088	10	1'48.618	4.844	70	1'49.629	11.154	64	1'48.406	0.527
55	1'55.801	4.141	55	1'48.603	5.402	93	1'50.230	11.417	96	1'48.803	0.707
5	1'55.911	4.251	70	1'49.575	7.459	22	1'50.723	37.493	58	1'48.357	0.800
93	1'56.272	4.612	93	1'50.102	7.934	Lap 6			6	1'48.104	0.864
70	1'56.382	4.722	5	1'51.324	7.959	48	1'47.933		12	1'47.947	0.962
Lap 2											
48	1'48.352		95	1'48.185		96	1'48.407	0.221	31	1'47.829	1.078
95	1'47.697	0.175	80	1'48.124	0.080	58	1'48.414	0.286	78	1'48.524	1.217
72	1'47.926	0.236	96	1'48.243	0.250	95	1'48.382	0.325	36	1'48.212	1.410
80	1'47.812	0.347	58	1'48.160	0.326	99	1'47.910	0.443	7	1'48.137	1.486
64	1'48.220	0.434	48	1'48.289	0.389	64	1'47.689	0.497	24	1'48.011	1.542
96	1'48.331	0.579	99	1'48.181	0.493	80	1'48.487	0.686	82	1'48.293	1.736
99	1'47.905	0.757	78	1'48.093	0.618	78	1'48.130	0.848	18	1'48.951	7.273
58	1'47.632	0.835	31	1'48.338	0.741	6	1'47.941	0.928	19	1'49.110	7.349
31	1'48.327	1.057	6	1'47.389	1.133	31	1'48.338	1.071	85	1'48.945	7.488
78	1'48.148	1.164	66	1'47.929	1.187	36	1'47.835	1.326	10	1'49.006	7.725
66	1'47.974	2.055	72	1'47.372	1.263	12	1'47.838	1.411	55	1'50.341	14.542
82	1'48.269	2.283	64	1'47.267	1.603	7	1'47.792	1.548	5	1'49.847	14.779
36	1'48.330	2.514	36	1'48.039	1.606	82	1'48.061	1.691	70	1'49.467	15.331
6	1'48.362	2.669	82	1'48.138	1.835	24	1'47.892	1.773	93	1'49.923	16.643
24	1'48.820	2.793	12	1'47.722	1.927	19	1'48.915	5.856	22	1'49.938	43.926
12	1'48.120	2.853	24	1'47.637	2.222	18	1'48.645	6.074	Lap 9		
54	1'48.891	3.505	7	1'47.504	2.518	85	1'48.818	6.180	95	1'47.750	
7	1'48.780	3.629	54	1'48.251	3.614	10	1'48.805	6.351	48	1'48.061	0.121
18	1'49.727	3.633	85	1'48.598	4.718	55	1'50.327	10.280	80	1'47.704	0.189
22	1'48.782	3.859	18	1'48.879	4.718	5	1'49.600	11.551	99	1'48.016	0.409
85	1'48.458	3.907	19	1'48.498	4.769	70	1'49.800	12.768	64	1'47.953	0.540
19	1'48.750	4.101	10	1'48.593	5.252	93	1'50.082	13.313	96	1'47.925	0.692
10	1'48.679	4.415	55	1'49.525	6.742	22	1'51.553	40.860	58	1'47.919	0.779
5	1'48.925	4.824	5	1'49.082	8.856	Lap 7			6	1'47.937	0.861
55	1'49.199	4.988	93	1'49.646	9.395	96	1'48.225		12	1'48.001	1.023
93	1'49.761	6.021	70	1'50.459	9.733	48	1'48.517	0.071	31	1'48.098	1.236
70	1'49.703	6.073	22	2'18.989	34.978	95	1'48.234	0.113	78	1'48.086	1.363
Lap 3											
96	1'47.958		99	1'48.326	0.323	64	1'48.166	0.217	36	1'48.014	1.484
58	1'47.940	0.058	58	1'48.699	0.539	99	1'48.326	0.323	82	1'47.891	1.687
Lap 4											
96	1'47.940	0.058	80	1'48.371	0.611	7	1'48.772	2.318	24	1'48.809	2.411

Lapped rider

These data/results cannot be reproduced, stored and/or transmitted in whole or in part by any manner of electronic, mechanical, photocopying, recording, broadcasting or otherwise now known or herein after developed without the previous express consent by the copyright owner, except for reproduction in daily press and regular printed publications on sale to the public within 60 days of the event related to those data/results and always provided that copyright symbol appears together as follows below.
© DORNA, 2024



Num Lap Time Gap

22	1'50.111	49.635
Lap 12		
80	1'47.360	
48	1'47.517	0.244
95	1'48.115	0.545
96	1'48.141	0.719
58	1'47.709	0.835
64	1'48.242	1.051
99	1'48.096	1.132
12	1'48.238	1.592
31	1'48.176	1.792
6	1'48.140	1.853
36	1'48.074	1.923
78	1'48.013	2.078
82	1'48.346	2.284
7	1'48.390	2.628
24	1'49.184	6.993
19	1'48.829	12.303
18	1'48.851	12.454
85	1'48.844	12.532
10	1'49.191	13.216
55	1'50.334	23.241
5	1'50.320	23.296
70	1'50.370	26.268
93	1'50.374	26.481
22	2'05.654	1'07.719

Lap 13

80	1'47.476	
48	1'47.414	0.182
95	1'47.365	0.434
96	1'47.354	0.597
58	1'47.369	0.728
99	1'47.571	1.227
64	1'47.880	1.455
31	1'48.177	2.493
6	1'48.227	2.604
36	1'48.229	2.676
12	1'48.658	2.774
78	1'48.281	2.883
7	1'47.815	2.967
82	1'48.263	3.071
24	1'49.434	8.951
19	1'48.967	13.794
18	1'48.891	13.869
85	1'48.936	13.992
10	1'48.566	14.306
55	1'50.233	25.998
5	1'50.195	26.015
70	1'49.695	28.487
93	1'50.484	29.489

Lap 14

80	1'47.030	
48	1'47.057	0.209
95	1'47.105	0.509
96	1'47.245	0.812
58	1'47.715	1.413
99	1'47.260	1.457
64	1'47.223	1.648
6	1'47.835	3.409
31	1'48.127	3.590
78	1'47.863	3.716
12	1'48.076	3.820
7	1'48.099	4.036
36	1'48.520	4.166
82	1'48.172	4.213
24	1'51.674	13.595
19	1'48.941	15.705

85	1'49.005	15.967
18	1'49.173	16.012
10	1'48.895	16.171
5	1'49.973	28.958
55	1'50.328	29.296
70	1'49.541	30.998
93	1'50.921	33.380

Lap 15

80	1'47.290	
48	1'47.341	0.260
95	1'47.234	0.453
96	1'47.306	0.828
99	1'47.243	1.410
64	1'47.298	1.656
58	1'47.899	2.022
6	1'48.026	4.145
31	1'48.105	4.405
78	1'48.149	4.575
12	1'48.120	4.650
36	1'48.089	4.965
7	1'48.394	5.140
82	1'48.270	5.193
24	1'49.104	15.409
19	1'48.743	17.158
18	1'48.897	17.619
85	1'48.958	17.635
10	1'48.978	17.859
55	1'49.810	31.816
5	1'50.217	31.885
70	1'49.491	33.199
93	1'50.651	36.741

Lap 16

80	1'47.521	
48	1'47.372	0.111
95	1'47.284	0.216
96	1'47.567	0.874
99	1'47.066	0.955
64	1'46.894	1.029
58	1'48.047	2.548
6	1'48.499	5.123
78	1'48.186	5.240
31	1'48.459	5.343
12	1'48.364	5.493
36	1'48.094	5.538
7	1'47.975	5.594
82	1'48.090	5.762
24	1'49.069	16.957
19	1'48.655	18.292
18	1'48.601	18.699
10	1'48.441	18.779
85	1'48.974	19.088
55	1'50.563	34.858
5	1'50.565	34.929
70	1'49.431	35.109
93	1'50.489	39.709

Lap 17

80	1'47.266	
48	1'47.323	0.168
95	1'47.383	0.333
99	1'46.748	0.437
64	1'47.376	1.139
96	1'48.029	1.637
58	1'48.244	3.526
78	1'48.356	6.330
31	1'48.290	6.367
6	1'48.557	6.414
12	1'48.225	6.452

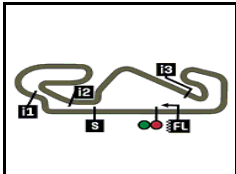
7	1'48.181	6.509
36	1'48.537	6.809
82	1'48.415	6.911
24	1'48.940	18.631
19	1'48.635	19.661
18	1'48.359	19.792
10	1'48.342	19.855
85	1'48.702	20.524
5	1'50.239	37.902
55	1'50.403	37.995
70	1'50.219	38.062
93	1'50.911	43.354

Lap 18

80	1'47.436	
48	1'47.510	0.242
99	1'47.512	0.513
95	1'47.663	0.560
64	1'47.945	1.648
96	1'49.189	3.390
58	1'48.701	4.791
12	1'48.232	7.248
7	1'48.376	7.449
31	1'48.554	7.485
6	1'49.080	8.058
36	1'48.731	8.104
82	1'48.672	8.147
78	1'49.266	8.160
24	1'49.140	20.335
19	1'49.072	21.297
18	1'49.003	21.359
10	1'48.999	21.418
85	1'49.239	22.327
70	1'49.907	40.533
55	1'49.993	40.552
5	1'50.134	40.600
93	1'50.767	46.685

Lapped rider

These data/results cannot be reproduced, stored and/or transmitted in whole or in part by any manner of electronic, mechanical, photocopying, recording, broadcasting or otherwise now known or herein after developed without the previous express consent by the copyright owner, except for reproduction in daily press and regular printed publications on sale to the public within 60 days of the event related to those data/results and always provided that copyright symbol appears together as follows below.
© DORNA, 2024



4657 m.

GRAN PREMI MONSTER ENERGY DE CATALUNYA

Moto3™

2024 Rookie of the Year Classification

36

Rider	Nation	Points	Leader	Previous	QAT	POR	AME	SPA	FRA	CAT	ITA	NED	GER	GBR	AUT	ARA	RSM	IND	INA	JPN	AUS	THA	MAL	VAL
1 PIQUERAS Angel	SPA	36			4	-	16	6	6	4														
2 ESTEBAN Joel	SPA	35	1	1	5	8	7	-	13	2														
3 ROULSTONE Jacob	AUS	35	1	0	6	5	8	4	4	8														
4 LUNETTA Luca	ITA	15	21	20	1	-	-	-	5	9														
5 ZURUTUZA Xabi	SPA	3	33	12	-	-	3	-	-	-														
6 DETTWILER Noah	SWI	2	34	1	-	-	2	-	-	-														

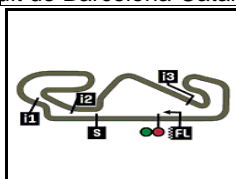
These data/results cannot be reproduced, stored and/or transmitted in whole or in part by any manner of electronic, mechanical, photocopying, recording, broadcasting or otherwise now known or herein after developed without the previous express consent by the copyright owner, except for reproduction in daily press and regular printed publications on sale to the public within 60 days of the event related to those data/results and always provided that copyright symbol appears together as follows below.

© DORNA, 2024

Official MotoGP Timing by 
www.motogp.com

Barcelona, Sunday, May 26, 2024





4657 m.

2024 Riders Performance

(Qualifying Position - Starting Position - Race Position)

37

Rider	Points	QAT	POR	AME	SPA	FRA	CAT	ITA	NED	GER	GBR	AUT	ARA	RSM	IND	INA	JPN	AUS	THA	MAL	VAL	
1 ALONSO David	118	8	3	1	1	1	6															
		8-1	3-4	1-1	1-11	1-1	6-1	-	-	-	-	-	-	-	-	-	-	-	-	-	-	-
2 HOLGADO Daniel	104	1	4	3	18	2	9															
		1-2	4-1	2-2	18-7	2-2	9-6	-	-	-	-	-	-	-	-	-	-	-	-	-	-	-
3 VEIJER Collin	75	10	6	4	3	5	2															
		10-5	6-6	3-NC	3-1	5-3	2-4	-	-	-	-	-	-	-	-	-	-	-	-	-	-	-
4 ORTOLA Ivan	70	2	7	14	7	6	1															
		2-9	7-3	13-NC	7-3	6-5	1-2	-	-	-	-	-	-	-	-	-	-	-	-	-	-	-
5 MUÑOZ David	49	13	13	8	2	8	7															
		26-16	13-9	7-5	2-2	8-NC	7-5	-	-	-	-	-	-	-	-	-	-	-	-	-	-	-
6 RUEDA Jose Antonio	44	3	1	2		3	3															
		3-NC	1-2	-NS	-	3-8	3-3	-	-	-	-	-	-	-	-	-	-	-	-	-	-	-
7 KELSO Joel	42	6	2	5	4	7	14															
		6-8	2-5	4-7	4-5	7-13	14-NC	-	-	-	-	-	-	-	-	-	-	-	-	-	-	-
8 YAMANAKA Ryusei	40	15	17	24	5	10	5															
		15-NC	17-NC	23-4	5-4	10-7	5-11	-	-	-	-	-	-	-	-	-	-	-	-	-	-	-
9 FERNANDEZ Adrian	37	4	15	12	12	4	8															
		4-NC	15-10	11-11	12-6	4-6	8-10	-	-	-	-	-	-	-	-	-	-	-	-	-	-	-
10 PIQUERAS Angel	36	12	19	18	6	9	13															
		12-12	19-NC	17-3	6-10	9-10	13-12	-	-	-	-	-	-	-	-	-	-	-	-	-	-	-
11 ESTEBAN Joel	35	23	11	17	8	16	15															
		23-11	11-8	16-9	8-NC	16-4	15-14	-	-	-	-	-	-	-	-	-	-	-	-	-	-	-
12 ROULSTONE Jacob	35	17	14	6	17	11	16															
		17-10	14-11	5-8	17-12	11-12	16-8	-	-	-	-	-	-	-	-	-	-	-	-	-	-	-
13 SUZUKI Tatsuki	31	19	20	16	9	14	21															
		19-7	20-12	15-6	9-25	14-9	21-15	-	-	-	-	-	-	-	-	-	-	-	-	-	-	-

NC=Not classified NL=Not finished first lap NP=Not started race re-start N2=Not finished first lap race re-start EX=Excluded NS=Not Started DS=Disqualified

These data/results cannot be reproduced, stored and/or transmitted in whole or in part by any manner of electronic, mechanical, photocopying, recording, broadcasting or otherwise now known or herein after developed without the previous express consent by the copyright owner, except for reproduction in daily press and regular printed publications on sale to the public within 60 days of the event related to those data/results and always provided that copyright symbol appears together as follows below.
© DORNA, 2024

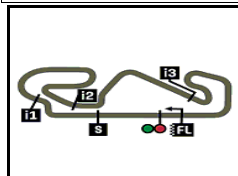
Rider	Points	QAT	POR	AME	SPA	FRA	CAT	ITA	NED	GER	GBR	AUT	ARA	RSM	IND	INA	JPN	AUS	THA	MAL	VAL
14 NEPA Stefano	29	16	10	9	11	23	11														
		16-6	10-7	8-18	11-9	23-17	11-13	-	-	-	-	-	-	-	-	-	-	-	-	-	-
15 FURUSATO Taiyo	18	18	21	10	21	17	4														
		18-3	21-17	9-NC	21-17	17-14	4-NC	-	-	-	-	-	-	-	-	-	-	-	-	-	-
16 LUNETTA Luca	15	14	25	11	20	15	10														
		14-15	25-22	10-19	20-20	15-11	10-7	-	-	-	-	-	-	-	-	-	-	-	-	-	-
17 CARRARO Nicola	15	22	16	20	10	20	25														
		22-14	16-15	19-12	10-8	20-19	25-18	-	-	-	-	-	-	-	-	-	-	-	-	-	-
18 ROSSI Riccardo	13	7	5	21	14	13	18														
		7-4	5-NC	20-16	14-18	13-NC	18-NC	-	-	-	-	-	-	-	-	-	-	-	-	-	-
19 FARIOLI Filippo	11	11	8	13	15	21	20														
		11-NC	8-16	12-15	15-13	21-NC	20-9	-	-	-	-	-	-	-	-	-	-	-	-	-	-
20 BERTELLE Matteo	8	5	12	7	19	19	12														
		5-NC	12-DS	6-10	19-14	19-NC	12-17	-	-	-	-	-	-	-	-	-	-	-	-	-	-
21 OGDEN Scott	5	20	9	15	13	12	19														
		20-13	9-14	14-DS	13-19	12-NC	19-16	-	-	-	-	-	-	-	-	-	-	-	-	-	-
22 ZURUTUZA Xabi	3			23	26	18	23														
		-	-	22-13	26-22	18-16	23-19	-	-	-	-	-	-	-	-	-	-	-	-	-	-
23 PEREZ Vicente	3	9	18		24																
		9-NC	18-13	-	24-16	-	-	-	-	-	-	-	-	-	-	-	-	-	-	-	-
24 DETTWILER Noah	2	25	26	22	23	24	24														
		25-17	26-19	21-14	23-21	24-18	24-21	-	-	-	-	-	-	-	-	-	-	-	-	-	-
25 ALMANSA David	2			25	16	22	17														
		-	-	-NS	16-15	22-15	17-NC	-	-	-	-	-	-	-	-	-	-	-	-	-	-
26 WHATLEY Joshua	0	21	22	19	22	25	26														
		21-18	22-18	18-17	22-23	25-21	26-20	-	-	-	-	-	-	-	-	-	-	-	-	-	-
27 BUASRI Tatchakorn	0	24	23	26	25	26	22														
		24-19	23-20	-NS	25-24	26-20	22-22	-	-	-	-	-	-	-	-	-	-	-	-	-	-
28 AL SAHOUTI Hamad	0		24																		
		-	24-21	-	-	-	-	-	-	-	-	-	-	-	-	-	-	-	-	-	-
29 ADITAMA Arbi	0						27														
		-	-	-	-	-	27-23	-	-	-	-	-	-	-	-	-	-	-	-	-	-

NC=Not classified NL=Not finished first lap NP=Not started race re-start N2=Not finished first lap race re-start EX=Excluded NS=Not Started DS=Disqualified

These data/results cannot be reproduced, stored and/or transmitted in whole or in part by any manner of electronic, mechanical, photocopying, recording, broadcasting or otherwise now known or herein after developed without the previous express consent by the copyright owner, except for reproduction in daily press and regular printed publications on sale to the public within 60 days of the event related to those data/results and always provided that copyright symbol appears together as follows below.
© DORNA, 2024

Official MotoGP Timing by TISSOT
www.motogp.com





4657 m.

GRAN PREMI MONSTER ENERGY DE CATALUNYA

Official Starting Grid

Race : 18 laps = 83.826 km



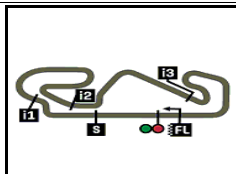
1	1 1'46.749 48 Ivan ORTOLA KTM	2 1'46.768 95 Collin VEIJER Husqvarna	3 1'47.011 99 Jose Antonio RUEDA KTM
2	4 1'47.137 72 Taiyo FURUSATO Honda	5 1'47.178 6 Ryusei YAMANAKA KTM	6 1'47.299 80 David ALONSO CFMOTO
3	7 1'47.395 64 David MUÑOZ KTM	8 1'47.468 31 Adrian FERNANDEZ Honda	9 1'47.549 96 Daniel HOLGADO GASGAS
4	10 1'47.563 58 Luca LUNETTA Honda	11 1'47.564 82 Stefano NEPA KTM	12 1'47.621 18 Matteo BERTELLE Honda
5	13 1'47.645 36 Angel PIQUERAS Honda	14 1'47.989 66 Joel KELSO KTM	15 1'48.039 78 Joel ESTEBAN CFMOTO
6	16 1'48.054 12 Jacob ROULSTONE GASGAS	17 1'48.249 22 David ALMANSA Honda	18 1'47.003 54 Riccardo ROSSI KTM
7	19 1'48.557 19 Scott OGDEN Honda	20 1'48.683 7 Filippo FARIOLI Honda	21 1'48.752 24 Tatsuki SUZUKI Husqvarna
8	22 1'48.799 5 Tatchakorn BUASRI Honda	23 1'48.876 85 Xabi ZURUTUZA KTM	24 1'49.204 55 Noah DETTWILER KTM

The results are provisional until the end of the limit for protest and appeals and until the ratification of the Event Management Committee.

Time limit for protest expires 60' at the latest after publication of the results - Time:

These data/results cannot be reproduced, stored and/or transmitted in whole or in part by any manner of electronic, mechanical, photocopying, recording, broadcasting or otherwise now known or herein after developed without the previous express consent by the copyright owner, except for reproduction in daily press and regular printed publications on sale to the public within 60 days of the event related to those data/results and always provided that copyright symbol appears together as follows below.

© DORNA, 2024



GRAN PREMI MONSTER ENERGY DE CATALUNYA

Official Starting Grid

4657 m.

Race : 18 laps = 83.826 km

9

25
 1'49.220
10 Nicola CARRARO
 KTM

26
 1'49.406
70 Joshua WHATLEY
 Honda

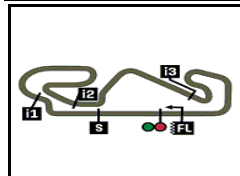
27
 1'50.528
93 Arbi ADITAMA
 Honda

The results are provisional until the end of the limit for protest and appeals and until the ratification of the Event Management Committee.

Time limit for protest expires 60' at the latest after publication of the results - Time:

These data/results cannot be reproduced, stored and/or transmitted in whole or in part by any manner of electronic, mechanical, photocopying, recording, broadcasting or otherwise now known or herein after developed without the previous express consent by the copyright owner, except for reproduction in daily press and regular printed publications on sale to the public within 60 days of the event related to those data/results and always provided that copyright symbol appears together as follows below.

© DORNA, 2024



4657 m.

GRAN PREMI MONSTER ENERGY DE CATALUNYA

Race

Top Speed & Average



Rider	Nation	Motorcycle	Top 5 speeds					Average	Top
24 Tatsuki SUZUKI	JPN	HUSQVARNA	252.9	252.9	251.1	250.0	250.0	251.4	252.9
6 Ryusei YAMANAKA	JPN	KTM	252.3	252.3	251.1	250.5	250.5	251.1	252.3
31 Adrian FERNANDEZ	SPA	HONDA	252.3	251.1	251.1	250.5	250.0	250.8	252.3
12 Jacob ROULSTONE	AUS	GASGAS	251.7	251.7	250.5	250.5	250.5	251.0	251.7
36 Angel PIQUERAS	SPA	HONDA	251.7	251.1	250.5	250.5	250.5	250.9	251.7
78 Joel ESTEBAN	SPA	CFMOTO	251.7	250.5	250.0	249.4	249.4	250.0	251.7
82 Stefano NEPA	ITA	KTM	251.1	250.5	250.5	250.5	250.0	250.3	251.1
99 Jose Antonio RUEDA	SPA	KTM	251.1	250.5	250.0	250.0	249.4	250.2	251.1
80 David ALONSO	COL	CFMOTO	250.5	249.4	248.2	247.7	246.5	248.1	250.5
66 Joel KELSO	AUS	KTM	250.0	248.8	243.2	242.1	213.0	239.4	250.0
96 Daniel HOLGADO	SPA	GASGAS	250.0	250.0	248.8	248.8	248.2	249.2	250.0
7 Filippo FARIOLI	ITA	HONDA	249.4	249.4	248.8	248.8	248.8	249.0	249.4
10 Nicola CARRARO	ITA	KTM	248.2	247.7	247.7	246.0	246.0	247.1	248.2
48 Ivan ORTOLA	SPA	KTM	248.2	247.1	245.4	245.4	244.8	246.2	248.2
58 Luca LUNETTA	ITA	HONDA	248.2	247.7	247.7	247.7	247.7	247.8	248.2
85 Xabi ZURUTUZA	SPA	KTM	247.7	244.8	244.8	244.3	243.7	244.7	247.7
55 Noah DETTWILER	SWI	KTM	246.5	244.3	241.6	240.0	239.4	242.4	246.5
95 Collin VEIJER	NED	HUSQVARNA	246.5	246.5	246.5	246.0	245.4	245.8	246.5
19 Scott OGDEN	GBR	HONDA	246.0	245.4	245.4	243.2	241.6	244.3	246.0
64 David MUÑOZ	SPA	KTM	246.0	246.0	245.4	245.4	245.4	245.6	246.0
72 Taiyo FURUSATO	JPN	HONDA	246.0	246.0	243.7	240.0	237.3	242.6	246.0
22 David ALMANSA	SPA	HONDA	245.4	244.3	243.7	234.7	234.2	238.1	245.4
54 Riccardo ROSSI	ITA	KTM	245.4	241.6	240.0	238.9	237.3	240.6	245.4
18 Matteo BERTELLE	ITA	HONDA	244.3	244.3	243.2	242.1	242.1	243.2	244.3
5 Tatchakorn BUASRI	THA	HONDA	243.7	243.7	243.2	238.9	238.9	241.7	243.7
93 Arbi ADITAMA	INA	HONDA	243.2	241.6	241.0	241.0	240.5	241.5	243.2
70 Joshua WHATLEY	GBR	HONDA	242.6	242.6	237.8	236.3	236.3	239.1	242.6

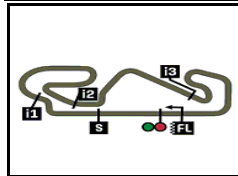
These data/results cannot be reproduced, stored and/or transmitted in whole or in part by any manner of electronic, mechanical, photocopying, recording, broadcasting or otherwise now known or herein after developed without the previous express consent by the copyright owner, except for reproduction in daily press and regular printed publications on sale to the public within 60 days of the event related to those data/results and always provided that copyright symbol appears together as follows below.

© DORNA, 2024

Official MotoGP Timing by TISSOT
www.motogp.com



Barcelona, Sunday, May 26, 2024




4657 m.

GRAN PREMI MONSTER ENERGY DE CATALUNYA

Race

Fastest Laps Sequence

Lap	Race Time	 Rider	Nation	Motorcycle	Time	Km/h	Riders's Lap
2	3'40.012	48 Ivan ORTOLA	SPA	KTM	1'48.352	154.7	2
2	3'40.187	95 Collin VEIJER	NED	HUSQVARNA	1'47.697	155.6	2
2	3'40.847	58 Luca LUNETTA	ITA	HONDA	1'47.632	155.7	2
3	5'30.130	6 Ryusei YAMANAKA	JPN	KTM	1'47.449	156.0	3
4	7'17.519	6 Ryusei YAMANAKA	JPN	KTM	1'47.389	156.1	4
4	7'17.989	64 David MUÑOZ	SPA	KTM	1'47.267	156.2	4
14	25'15.571	80 David ALONSO	COL	CFMOTO	1'47.030	156.6	14
16	28'51.411	64 David MUÑOZ	SPA	KTM	1'46.894	156.8	16
17	30'38.085	99 Jose Antonio RUEDA	SPA	KTM	1'46.748	157.0	17

These data/results cannot be reproduced, stored and/or transmitted in whole or in part by any manner of electronic, mechanical, photocopying, recording, broadcasting or otherwise now known or herein after developed without the previous express consent by the copyright owner, except for reproduction in daily press and regular printed publications on sale to the public within 60 days of the event related to those data/results and always provided that copyright symbol appears together as follows below.

© DORNA, 2024

Official MotoGP Timing by TISSOT
www.motogp.com



Barcelona, Sunday, May 26, 2024