


4657 m.

GRAN PREMI MONSTER ENERGY DE CATALUNYA

Practice Nr. 2

Classification

10

	Rider	Nation	Team	Motorcycle	Time	Lap	Total	Gap	Top Speed
1	80 David ALONSO	COL	CFMOTO Gaviota Aspar Team	CFMOTO	1'46.111	13	14		243.7
2	99 Jose Antonio RUEDA	SPA	Red Bull KTM Ajo	KTM	1'46.781	10	13	0.670 0.670	246.0
3	48 Ivan ORTOLA	SPA	MT Helmets - MSI	KTM	1'46.893	9	12	0.782 0.112	246.0
4	95 Collin VEIJER	NED	Liqui Moly Husqvarna Intact GP	HUSQVARNA	1'46.921	14	14	0.810 0.028	242.6
5	54 Riccardo ROSSI	ITA	CIP Green Power	KTM	1'47.003	11	13	0.892 0.082	245.4
6	82 Stefano NEPA	ITA	LEVELUP - MTA	KTM	1'47.004	12	13	0.893 0.001	243.7
7	72 Taiyo FURUSATO	JPN	Honda Team Asia	HONDA	1'47.138	10	12	1.027 0.134	244.3
8	31 Adrian FERNANDEZ	SPA	Leopard Racing	HONDA	1'47.169	14	15	1.058 0.031	250.0
9	66 Joel KELSO	AUS	BOE Motorsports	KTM	1'47.255	10	12	1.144 0.086	246.5
10	36 Angel PIQUERAS	SPA	Leopard Racing	HONDA	1'47.277	14	15	1.166 0.022	246.5
11	78 Joel ESTEBAN	SPA	CFMOTO Gaviota Aspar Team	CFMOTO	1'47.282	10	13	1.171 0.005	249.4
12	6 Ryusei YAMANAKA	JPN	MT Helmets - MSI	KTM	1'47.446	11	12	1.335 0.164	246.0
13	22 David ALMANSA	SPA	Kopron Rivacold Snipers Team	HONDA	1'47.458	11	12	1.347 0.012	246.5
14	58 Luca LUNETTA	ITA	SIC58 Squadra Corse	HONDA	1'47.480	12	13	1.369 0.022	246.5
15	18 Matteo BERTELLE	ITA	Kopron Rivacold Snipers Team	HONDA	1'47.487	10	13	1.376 0.007	246.0
16	7 Filippo FARIOLI	ITA	SIC58 Squadra Corse	HONDA	1'47.554	12	14	1.443 0.067	247.1
17	12 Jacob ROULSTONE	AUS	Red Bull GASGAS Tech3	GASGAS	1'47.591	13	14	1.480 0.037	246.5
18	19 Scott OGDEN	GBR	MLav Racing	HONDA	1'47.610	11	13	1.499 0.019	243.7
19	64 David MUÑOZ	SPA	BOE Motorsports	KTM	1'47.619	6	12	1.508 0.009	246.0
20	24 Tatsuki SUZUKI	JPN	Liqui Moly Husqvarna Intact GP	HUSQVARNA	1'47.671	10	12	1.560 0.052	243.2
21	85 Xabi ZURUTUZA	SPA	Red Bull KTM Ajo	KTM	1'47.756	11	11	1.645 0.085	245.4
22	96 Daniel HOLGADO	SPA	Red Bull GASGAS Tech3	GASGAS	1'47.761	9	14	1.650 0.005	244.8
23	70 Joshua WHATLEY	GBR	MLav Racing	HONDA	1'48.571	9	10	2.460 0.810	242.6
24	55 Noah DETTWILER	SWI	CIP Green Power	KTM	1'48.655	11	12	2.544 0.084	243.2
25	10 Nicola CARRARO	ITA	LEVELUP - MTA	KTM	1'48.922	3	12	2.811 0.267	244.8
26	5 Tatchakorn BUASRI	THA	Honda Team Asia	HONDA	1'48.952	12	14	2.841 0.030	244.3
27	93 Arbi ADITAMA	INA	Honda Team Asia	HONDA	1'49.254	9	11	3.143 0.302	244.3

Practice condition: Dry

Air: 15°

Humidity: 77%

Ground: 21°

Fastest Lap:	Lap: 13	David ALONSO	1'46.111	157.9 Km/h
Best Race Lap:	2021	Darryn BINDER	1'48.209	154.9 Km/h
All-Time Lap Record:	2024	David ALONSO	1'46.111	157.9 Km/h

The results are provisional until the end of the limit for protest and appeals.

Time limit for protest expires 60' after publication of the results - Time:

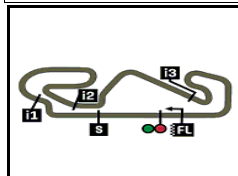
These data/results cannot be reproduced, stored and/or transmitted in whole or in part by any manner of electronic, mechanical, photocopying, recording, broadcasting or otherwise now known or herein after developed without the previous express consent by the copyright owner, except for reproduction in daily press and regular printed publications on sale to the public within 60 days of the event related to those data/results and always provided that copyright symbol appears together as follows below.

© DORNA, 2024

Official MotoGP Timing by TISSOT
www.motogp.com

Barcelona, Saturday, May 25, 2024






4657 m.

GRAN PREMI MONSTER ENERGY DE CATALUNYA

Practice Nr. 2

Combined Practice Times

11

	Rider	Nation	Team	MOTORCYCLE	P1	P2	Gap
1	80 D.ALONSO	COL	CFMOTO Gaviota Aspar Team	CFMOTO	1'46.897 15	1'46.111 13	
2	99 J.RUEDA	SPA	Red Bull KTM Ajo	KTM	1'47.055 10	1'46.781 10	0.670 0.670
3	48 I.ORTOLA	SPA	MT Helmets - MSI	KTM	1'47.238 12	1'46.893 9	0.782 0.112
4	95 C.VEIJER	NED	Liqui Moly Husqvarna Intact GP	HUSQVARNA	1'47.152 13	1'46.921 14	0.810 0.028
5	54 R.ROSSI	ITA	CIP Green Power	KTM	1'47.919 11	1'47.003 11	0.892 0.082
6	82 S.NEPA	ITA	LEVELUP - MTA	KTM	1'47.635 12	1'47.004 12	0.893 0.001
7	96 D.HOLGADO	SPA	Red Bull GASGAS Tech3	GASGAS	1'47.136 11	1'47.761 9	1.025 0.132
8	72 T.FURUSATO	JPN	Honda Team Asia	HONDA	1'47.718 16	1'47.138 10	1.027 0.002
9	31 A.FERNANDEZ	SPA	Leopard Racing	HONDA		1'47.169 14	1.058 0.031
10	66 J.KELSO	AUS	BOE Motorsports	KTM	1'47.918 10	1'47.255 10	1.144 0.086
11	36 A.PIQUERAS	SPA	Leopard Racing	HONDA	1'48.444 11	1'47.277 14	1.166 0.022
12	78 J.ESTEBAN	SPA	CFMOTO Gaviota Aspar Team	CFMOTO	1'47.788 11	1'47.282 10	1.171 0.005
13	6 R.YAMANAKA	JPN	MT Helmets - MSI	KTM	1'48.018 12	1'47.446 11	1.335 0.164
14	22 D.ALMANSA	SPA	Kopron Rivacold Snipers Team	HONDA	1'48.552 12	1'47.458 11	1.347 0.012
15	7 F.FARIOLI	ITA	SIC58 Squadra Corse	HONDA	1'47.467 10	1'47.554 12	1.356 0.009
16	58 L.LUNETTA	ITA	SIC58 Squadra Corse	HONDA	1'47.472 11	1'47.480 12	1.361 0.005
17	18 M.BERTELLE	ITA	Kopron Rivacold Snipers Team	HONDA	1'48.417 16	1'47.487 10	1.376 0.015
18	12 J.ROULSTONE	AUS	Red Bull GASGAS Tech3	GASGAS	1'47.536 10	1'47.591 13	1.425 0.049
19	19 S.OGDEN	GBR	MLav Racing	HONDA	1'48.148 9	1'47.610 11	1.499 0.074
20	64 D.MUÑOZ	SPA	BOE Motorsports	KTM	1'47.817 13	1'47.619 6	1.508 0.009
21	24 T.SUZUKI	JPN	Liqui Moly Husqvarna Intact GP	HUSQVARNA	1'48.209 15	1'47.671 10	1.560 0.052
22	10 N.CARRARO	ITA	LEVELUP - MTA	KTM	1'47.675 12	1'48.922 3	1.564 0.004
23	85 X.ZURUTUZA	SPA	Red Bull KTM Ajo	KTM	1'48.345 12	1'47.756 11	1.645 0.081
24	70 J.WHATLEY	GBR	MLav Racing	HONDA	1'48.965 14	1'48.571 9	2.460 0.815
25	55 N.DETTWILER	SWI	CIP Green Power	KTM	1'48.689 12	1'48.655 11	2.544 0.084
26	5 T.BUASRI	THA	Honda Team Asia	HONDA	1'49.112 11	1'48.952 12	2.841 0.297
27	93 A.ADITAMA	INA	Honda Team Asia	HONDA	1'50.661 10	1'49.254 9	3.143 0.302

Pole Position Record:	2021	Gabriel RODRIGO	1'47.597	155.8 Km/h
Best Race Lap:	2021	Darryn BINDER	1'48.209	154.9 Km/h
All Time Lap Record:	2024	David ALONSO	1'46.111	157.9 Km/h

The results are provisional until the end of the limit for protest and appeals.

Time limit for protest expires 60' after publication of the results - Time:

These data/results cannot be reproduced, stored and/or transmitted in whole or in part by any manner of electronic, mechanical, photocopying, recording, broadcasting or otherwise now known or herein after developed without the previous express consent by the copyright owner, except for reproduction in daily press and regular printed publications on sale to the public within 60 days of the event related to those data/results and always provided that copyright symbol appears together as follows below.

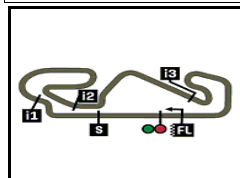
© DORNA, 2024

Official MotoGP Timing by TISSOT

www.motogp.com

Barcelona, Saturday, May 25, 2024





4657 m.

GRAN PREMI MONSTER ENERGY DE CATALUNYA

Practice Nr. 2

Top Speed & Average

12



Rider	Nation	Motorcycle	Top 5 speeds					Average	Top
31 Adrian FERNANDEZ	SPA	HONDA	250.0	245.4	244.3	243.7	242.6	245.2	250.0
78 Joel ESTEBAN	SPA	CFMOTO	249.4	247.1	246.0	246.0	246.0	246.8	249.4
7 Filippo FARIOLI	ITA	HONDA	247.1	243.2	242.6	242.1	241.6	242.8	247.1
12 Jacob ROULSTONE	AUS	GASGAS	246.5	244.8	243.2	241.0	241.0	243.3	246.5
22 David ALMANSA	SPA	HONDA	246.5	244.8	244.3	243.2	241.0	243.5	246.5
36 Angel PIQUERAS	SPA	HONDA	246.5	246.0	246.0	244.8	244.8	245.5	246.5
58 Luca LUNETTA	ITA	HONDA	246.5	246.5	246.0	245.4	245.4	246.0	246.5
66 Joel KELSO	AUS	KTM	246.5	244.3	243.7	243.2	242.6	243.8	246.5
6 Ryusei YAMANAKA	JPN	KTM	246.0	246.0	245.4	244.8	243.2	245.1	246.0
18 Matteo BERTELLE	ITA	HONDA	246.0	244.3	243.7	243.2	243.2	244.1	246.0
48 Ivan ORTOLA	SPA	KTM	246.0	244.8	244.8	244.8	244.8	245.0	246.0
64 David MUÑOZ	SPA	KTM	246.0	246.0	245.4	245.4	244.3	245.4	246.0
99 Jose Antonio RUEDA	SPA	KTM	246.0	244.8	244.8	243.7	243.2	244.1	246.0
54 Riccardo ROSSI	ITA	KTM	245.4	244.8	244.8	243.7	242.6	244.3	245.4
85 Xabi ZURUTUZA	SPA	KTM	245.4	245.4	245.4	245.4	243.7	244.8	245.4
10 Nicola CARRARO	ITA	KTM	244.8	243.7	243.7	243.7	243.2	243.8	244.8
96 Daniel HOLGADO	SPA	GASGAS	244.8	244.8	244.3	244.3	243.7	244.4	244.8
5 Tatchakorn BUASRI	THA	HONDA	244.3	243.7	243.2	243.2	242.6	243.4	244.3
72 Taiyo FURUSATO	JPN	HONDA	244.3	243.7	243.2	242.6	242.6	243.2	244.3
93 Arbi ADITAMA	INA	HONDA	244.3	241.6	241.6	241.0	240.0	241.7	244.3
19 Scott OGDEN	GBR	HONDA	243.7	242.6	242.1	242.1	241.6	242.2	243.7
80 David ALONSO	COL	CFMOTO	243.7	243.7	243.2	243.2	242.6	243.2	243.7
82 Stefano NEPA	ITA	KTM	243.7	243.2	243.2	242.6	242.6	242.9	243.7
24 Tatsuki SUZUKI	JPN	HUSQVARNA	243.2	243.2	243.2	242.6	242.1	242.6	243.2
55 Noah DETTWILER	SWI	KTM	243.2	241.6	237.8	237.8	237.3	239.2	243.2
70 Joshua WHATLEY	GBR	HONDA	242.6	241.6	241.0	238.9	238.4	240.5	242.6
95 Collin VEIJER	NED	HUSQVARNA	242.6	242.6	242.6	241.6	241.6	242.1	242.6

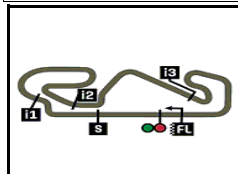
These data/results cannot be reproduced, stored and/or transmitted in whole or in part by any manner of electronic, mechanical, photocopying, recording, broadcasting or otherwise now known or herein after developed without the previous express consent by the copyright owner, except for reproduction in daily press and regular printed publications on sale to the public within 60 days of the event related to those data/results and always provided that copyright symbol appears together as follows below.

© DORNA, 2024

Official MotoGP Timing by TISSOT
www.motogp.com



Barcelona, Saturday, May 25, 2024



4657 m.

GRAN PREMI MONSTER ENERGY DE CATALUNYA

Practice Nr. 2

Chronological Analysis of Performances

13

* Lap / Sector time cancelled

T1 Time from finish line to 1st intermediate

T3 Time from 2nd intermed. to 3rd intermed.

P Crossing the finish line in pit lane

T2 Time from 1st intermed. to 2nd intermed.

T4 Time from 3rd intermediate to finish line

Lap	Lap Time	T1	T2	T3	T4	Speed	Lap	Lap Time	T1	T2	T3	T4	Speed	
1st	80	David ALONSO CFMOTO Gaviota As COL						12	1'48.301	19.675	33.296	22.818	32.512	242.6
		Runs=2	Total laps=14	Full laps=11	Valid laps=9									
1	2'01.858	18.951	34.917	22.937	32.728	174.4								
2	1'48.439	19.836	33.454	22.728	32.421	242.1								
3	1'48.061	19.707	33.279	22.700	32.375	243.2								
4	1'47.727	19.678	33.225	22.571	32.253	242.1								
5	1'47.779	19.676	33.252	22.568	32.283	243.2								
6	1'47.405	19.547	33.138	22.518	32.202	242.1								
7	1'54.893	19.583	33.261	23.423	38.626	242.1								
8	1'48.610 *	19.822	33.409	22.753	32.626*	242.6								
9	1'47.692 *	19.649	33.238	22.500	32.305*	242.1								
10	2'00.134 P	19.742	35.521	22.901	41.970	241.6								
11	6'33.409	21.700	33.807	22.556	31.798	152.7								
12	1'46.165	19.371	32.690	22.298	31.806	243.7								
13	1'46.111	19.400	32.729	22.293	31.689	243.7								
14	1'46.390	19.513	32.843	22.343	31.691	242.6								
2nd	99	Jose Antonio RUED Red Bull KTM Ajo SPA												
		Runs=2	Total laps=13	Full laps=10	Valid laps=7									
1	2'16.588	19.365	34.491	23.098	33.083	176.7								
2	1'49.667	20.267	33.677	22.876	32.847	243.2								
3	1'48.916 *	19.854	33.554	22.892*	32.616	244.8								
4	1'48.259	19.857	33.304	22.696	32.402	243.2								
5	1'48.193	19.738	33.386	22.674	32.395	243.7								
6	1'48.010	19.695	33.276	22.676	32.363	243.2								
7	1'48.121 *	19.643	33.261	22.740	32.477*	246.0								
8	1'59.066 P	19.917	33.535	22.950	42.664	240.5								
9	8'59.260 *	18.058	33.725	22.632*	40.379	180.6								
10	1'46.781	19.556	32.847	22.432	31.946	244.8								
11	1'46.766 *	19.583	32.772	22.433*	31.978	241.6								
12	1'46.826	19.618	32.787	22.478	31.943	240.5								
13	1'47.419	19.676	32.953	22.655	32.135	240.0								
3rd	48	Ivan ORTOLA MT Helmets - MSI SPA												
		Runs=2	Total laps=12	Full laps=9	Valid laps=8									
1	2'03.597	19.859	33.948	22.992	32.902	169.0								
2	1'47.835	19.721	33.166	22.523	32.425	243.2								
3	1'47.666	19.637	33.171	22.569	32.289	244.8								
4	1'47.807 *	19.683	33.198	22.689	32.237*	243.7								
5	1'47.440	19.612	33.096	22.566	32.166	244.3								
6	1'47.372	19.555	33.121	22.489	32.207	246.0								
7	1'58.560 P	19.826	33.297	23.158	42.279	244.8								
8	11'07.786	19.264	34.009	22.890	36.927	172.8								
9	1'46.893	19.619	32.964	22.484	31.826	244.8								
10	1'47.013	19.577	32.910	22.430	32.096	244.8								
11	1'47.403	19.547	33.021	22.499	32.336	241.6								
4th	95	Collin VEIJER Liqui Moly Husqvarna NED												
		Runs=2	Total laps=14	Full laps=11	Valid laps=10									
1	2'52.560	19.801	35.055	23.535	33.596	169.8								
2	1'49.426	19.965	33.648	22.949	32.864	240.0								
3	1'49.151	19.763	33.553	23.089	32.746	241.6								
4	1'48.769	19.748	33.490	22.862	32.669	241.0								
5	1'48.567 *	19.762	33.436	22.832*	32.537	241.0								
6	1'48.084	19.683	33.280	22.720	32.401	242.6								
7	1'48.023	19.667	33.312	22.717	32.327	241.6								
8	1'48.026	19.638	33.329	22.735	32.324	242.6								
9	2'05.393 P	21.03*	36.822	24.347	43.191	240.5								
10	6'11.985	17.965	34.391	23.581	33.711	180.3								
11	1'48.071	19.842	33.059	22.737	32.433	242.6								
12	1'47.183	19.668	32.982	22.583	31.950	241.0								
13	1'47.056	19.580	32.945	22.561	31.970	241.6								
14	1'46.921	19.527	32.884	22.511	31.999	241.0								
5th	54	Riccardo ROSSI CIP Green Power ITA												
		Runs=2	Total laps=13	Full laps=10	Valid laps=7									
1	2'04.006	20.460	34.085	22.988	33.017	170.0								
2	1'48.893 *	19.848	33.421	22.915	32.709*	242.1								
3	1'48.294	19.803	33.296	22.784	32.411	240.5								
4	1'52.447	19.687	33.686	24.573	34.501	245.4								
5	1'51.657	19.907	33.673	24.970	33.107	238.9								
6	1'49.432 *	19.774	33.612	22.908	33.138*	240.0								
7	1'48.510	19.738	33.419	22.836	32.517	240.5								
8	2'08.320 P	19.82*	40.345	24.756*	43.394	239.4								
9	8'56.642 *	21.816	34.728	22.812*	36.681	151.4								
10	1'47.062	19.582	33.026	22.488	31.966	244.8								
11	1'47.003	19.457	33.005	22.495	32.046	243.7								
12	1'47.225	19.473	33.084	22.581	32.087	244.8								
13	1'49.711 *	19.684	33.536	23.076	33.415*	242.6								
6th	82	Stefano NEPA LEVELUP - MTA ITA												
		Runs=2	Total laps=13	Full laps=10	Valid laps=10									
1	2'10.096	20.410	35.763	23.727	33.190	162.6								
2	1'49.376	20.014	33.827	22.970	32.565	242.6								
3	1'53.038	19.902	33.716	22.990	36.430	241.0								
4	1'48.033	19.810	33.256	22.589	32.378	242.6								
5	1'47.927	19.710	33.256	22.670	32.291	242.6								
6	1'47.950	19.782	33.297	22.588	32.283	242.6								
7	1'47.995	19.753	33.236	22.618	32.388	243.2								
8	2'05.584 P	20.365	35.994	27.711*	41.514	243.7								
9	8'58.654 *	19.327	34.326	22.932*	36.296	174.1								

Fastest Lap: David ALONSO CFMOTO Gaviota As COL 1'46.111 19.400 32.729 22.293 31.689

These data/results cannot be reproduced, stored and/or transmitted in whole or in part by any manner of electronic, mechanical, photocopying, recording, broadcasting or otherwise now known or herein after developed without the previous express consent by the copyright owner, except for reproduction in daily press and regular printed publications on sale to the public within 60 days of the event related to those data/results and always provided that copyright symbol appears together as follows below.
© DORNA, 2024

Practice Nr. 2

Moto3

Lap	Lap Time	T1	T2	T3	T4	Speed	Lap	Lap Time	T1	T2	T3	T4	Speed
10	1'47.328	19.646	33.000	22.459	32.223	242.1	2	1'50.138	20.049	33.837	23.056	33.196	246.5
11	1'47.189	19.563	32.921	22.501	32.204	241.6	3	1'48.903	19.807	33.437	22.751	32.908	243.2
12	1'47.004	19.571	32.920	22.457	32.056	240.5	4	1'48.554	19.722	33.353	22.825	32.654	243.2
13	1'50.594	19.637	33.200	22.949	34.808	243.2	5	1'48.289	19.702	33.356	22.716	32.515	244.3
7th 72 Taiyo FURUSATO Honda Team Asia JPN Runs=2 Total laps=12 Full laps=9 Valid laps=4							6	1'50.698 *	19.19*	35.819	22.926	32.762	244.8
1	2'16.703	19.412	34.480	23.147	33.077	176.7	7	1'48.194 *	19.707	33.280	22.617	32.590*	244.3
2	1'49.777 *	19.976	33.472*	23.684*	32.645	243.2	8	2'02.694 P	19.46*	35.333	23.739	44.162	242.6
3	1'48.787 *	19.723	33.593	23.023	32.448*	244.3	9	5'07.537	19.841	36.756	24.120	33.120	164.1
4	1'48.276 *	19.919	33.300	22.678*	32.379	240.5	10	1'47.650	19.657	33.179	22.474	32.340	243.7
5	1'48.189 *	19.714	33.454	22.690	32.331*	242.6	11	1'53.797 *	20.52*	34.995	23.083	35.197	246.0
6	1'47.972	19.776	33.199	22.683	32.314	242.1	12	1'57.774 *	20.81*	40.634	23.104	33.223	241.6
7	2'05.435 P	20.63*	36.389	23.814*	44.598	229.7	13	1'49.564 *	19.580	33.409	24.117*	32.458	244.8
8	10'41.413 *	18.545	33.333*	22.732	40.014*	180.0	14	1'47.277	19.581	32.995	22.385	32.316	246.0
9	1'49.196 *	19.997	33.360*	23.308*	32.531	240.5	15	1'48.256 *	19.472	33.419	22.610*	32.755	244.8
10	1'47.138	19.575	32.821	22.572	32.170	243.7	11th 78 Joel ESTEBAN CFMOTO Gaviota As SPA Runs=2 Total laps=13 Full laps=10 Valid laps=5						
11	1'47.277	19.645	32.869	22.504	32.259	242.6	1	2'18.078	19.145	35.055	23.331	33.073	175.0
12	1'48.846	19.791	33.172	22.997	32.886	242.6	2	1'49.026	19.801	33.654	22.868	32.703	246.0
8th 31 Adrian FERNANDEZ Leopard Racing SPA Runs=2 Total laps=15 Full laps=12 Valid laps=9							3	1'48.642 *	19.776	33.449	22.779	32.638*	246.0
1	2'08.843	21.050	35.110	23.326	32.911	149.7	4	1'48.180	19.666	33.348	22.690	32.476	246.0
2	1'49.576	19.822	33.461	23.287	33.006	242.6	5	1'48.042	19.627	33.283	22.756	32.376	247.1
3	1'48.887	19.860	33.527	22.788	32.712	240.5	6	1'48.353 *	19.719	33.185	22.708*	32.741	249.4
4	1'48.828	19.861	33.477	22.854	32.636	238.9	7	1'48.454	19.693	33.494	22.644	32.623	244.8
5	1'48.171	19.720	33.314	22.673	32.464	241.0	8	1'59.151 P	19.62*	34.136*	23.184	42.203	244.3
6	1'49.331 *	19.727	33.930	22.710	32.964*	240.0	9	8'58.465 *	17.982	33.646	22.594*	40.294	180.9
7	1'48.182	19.761	33.365	22.615	32.441	239.4	10	1'47.282	19.603	33.023	22.501	32.155	246.0
8	1'48.248	19.803	33.345	22.656	32.444	240.5	11	1'47.853 *	19.434	32.996	22.602	32.821*	242.6
9	1'48.078	19.725	33.271	22.540	32.542	240.5	12	1'51.524 *	22.13*	33.811	22.834*	32.745	226.8
10	2'01.597 P	20.46*	34.352	23.014	43.771	238.9	13	1'48.786 *	19.713	33.120	22.957*	32.996	241.6
11	5'31.818 *	18.738	33.893	22.727	33.118*	167.4	12th 6 Ryusei YAMANAKA MT Helmets - MSI JPN Runs=2 Total laps=12 Full laps=9 Valid laps=5						
12	1'47.205 *	19.548	33.078	22.428	32.151*	244.3	1	2'02.762	19.056	34.311	22.863	32.928	174.4
13	1'53.187	19.524	33.105	23.398	37.160	243.7	2	1'49.085	19.781	33.440	22.698	33.166	246.0
14	1'47.169	19.593	32.934	22.379	32.263	250.0	3	1'48.022 *	19.658	33.225	22.660	32.479*	245.4
15	1'47.477 *	19.554	33.070	22.477*	32.376	245.4	4	1'48.242	19.717	33.282	22.814	32.429	244.8
9th 66 Joel KELSO BOE Motorsports AUS Runs=2 Total laps=12 Full laps=9 Valid laps=8							5	1'48.092	19.769	33.307	22.682	32.334	242.1
1	2'28.004	20.270	34.565	23.456	33.326	165.6	6	1'48.382 *	19.713	33.396	22.705	32.568*	242.6
2	1'49.349	19.818	33.682	23.031	32.818	242.1	7	1'59.192 P	19.825	33.678	22.957	42.732	241.0
3	1'48.990	19.721	33.609	22.989	32.671	242.6	8	11'05.703 *	19.910	34.658	23.034	36.616*	169.5
4	1'48.679	19.647	33.475	22.867	32.690	242.6	9	1'53.153 *	19.559	35.663*	24.627*	33.304	246.0
5	1'48.084	19.687	33.376	22.654	32.367	244.3	10	1'47.841	19.612	33.104	22.508	32.617	242.6
6	1'48.548	19.584	33.387	22.903	32.674	243.2	11	1'47.446	19.648	33.172	22.474	32.152	243.2
7	1'54.371 *	21.75*	35.904	23.463	33.249	241.0	12	1'47.443 *	19.542	32.999	22.461*	32.441*	241.0
8	2'00.319 P	19.774	33.487	22.941	44.117	241.6	13th 22 David ALMANSA Kopron Rivacold Snip SPA Runs=3 Total laps=12 Full laps=7 Valid laps=6						
9	10'12.530	21.437	38.401	28.146	35.499	159.2	1	2'07.382	22.204	35.156	23.465	33.569	167.4
10	1'47.255	19.667	33.087	22.591	31.910	243.7	2	1'51.481	20.218	34.110	23.465	33.688	241.0
11	1'48.223	19.590	33.157	22.840	32.636	246.5	3	1'50.878	20.188	34.349	23.087	33.254	239.4
12	1'48.023	19.554	33.208	22.733	32.528	240.5	4	2'01.852 P	20.170	34.260	23.138	44.284	239.4
10th 36 Angel PIQUERAS Leopard Racing SPA Runs=2 Total laps=15 Full laps=12 Valid laps=6							5	5'01.772	20.144	36.207	23.070	35.124	171.9
1	2'17.992	21.984	35.849	23.342	33.289	161.9	6	1'48.820	19.927	33.471	22.844	32.578	241.0
							7	1'50.876	19.973	33.591	22.984	34.328	237.3
							8	1'59.296 P	20.238	34.110	22.825	42.123	240.5

Fastest Lap: David ALONSO CFMOTO Gaviota As COL **1'46.111** 19.400 32.729 22.293 31.689

These data/results cannot be reproduced, stored and/or transmitted in whole or in part by any manner of electronic, mechanical, photocopying, recording, broadcasting or otherwise now known or herein after developed without the previous express consent by the copyright owner, except for reproduction in daily press and regular printed publications on sale to the public within 60 days of the event related to those data/results and always provided that copyright symbol appears together as follows below.
© DORNA, 2024

Practice Nr. 2

Moto3

Lap	Lap Time	T1	T2	T3	T4	Speed	Lap	Lap Time	T1	T2	T3	T4	Speed	
9	5'32.679	20.195	34.385	22.997	34.650	170.6	17th 12 Jacob ROULSTONE Red Bull GASGAS Te AUS Runs=2 Total laps=14 Full laps=11 Valid laps=7	1	1'56.637	20.577	35.256	23.744	34.189	163.6
10	1'51.143 *	20.65*	35.367	22.621	32.500	243.2		2	1'51.356	20.287	34.254	23.271	33.544	235.2
11	1'47.458	19.620	33.021	22.518	32.299	246.5		3	1'51.059	20.181	34.057	23.529	33.292	236.8
12	1'47.860	19.616	32.987	22.760	32.497	244.8		4	1'49.713	20.031	33.715	23.057	32.910	240.5
unfinished	19.656	33.113	22.655			244.3		5	1'49.718	19.920	33.741	23.033	33.024	241.0
14th 58 Luca LUNETTA SIC58 Squadra Corse ITA Runs=2 Total laps=13 Full laps=10 Valid laps=10	1	2'07.578	20.053	35.052	23.657	33.143	158.8	6	2'01.787 P	20.26*	35.586	23.241	42.692	238.9
2	1'54.467	19.905	34.100	23.495	36.967	244.3	7	1'13.882	19.366	33.969	22.991	33.216	169.8	
3	1'49.177	19.904	33.690	23.033	32.550	241.6	8	1'47.917	19.830	33.096	22.594	32.397	244.8	
4	1'52.928	19.781	34.097	23.446	35.604	244.8	9	1'48.329	19.821	33.203	22.769	32.536	237.3	
5	1'48.296	19.704	33.294	22.939	32.359	246.5	10	1'54.214 *	20.89*	35.575	23.326*	34.414	235.8	
6	1'48.148	19.659	33.313	22.841	32.335	245.4	11	1'56.225 *	20.75*	37.191	24.830	33.452*	246.5	
7	1'48.233	19.693	33.389	22.760	32.391	244.8	12	1'48.457 *	19.796	33.404	22.778	32.479*	241.0	
8	1'58.667 P	19.638	33.373	23.030	42.626	245.4	13	1'47.591	19.608	33.008	22.557	32.418	243.2	
9	8'59.199 *	20.112	34.733	23.003	37.583*	173.6	14	1'48.448 *	19.921	33.099	22.581*	32.847*	238.4	
10	1'47.877	19.554	33.077	22.920	32.326	244.3	18th 19 Scott OGDEN MLav Racing GBR Runs=2 Total laps=13 Full laps=10 Valid laps=10	1	2'17.635	21.340	34.717	23.437	33.311	158.3
11	1'48.799	19.544	33.599	23.032	32.624	246.0	2	1'49.184	19.836	33.680	23.054	32.614	242.1	
12	1'47.480	19.557	32.984	22.890	32.049	246.5	3	1'49.126	19.863	33.456	22.951	32.856	241.6	
13	1'47.963	19.647	33.016	22.628	32.672	243.7	4	1'48.724	19.864	33.397	22.864	32.599	241.6	
15th 18 Matteo BERTELLE Kopron Rivacold Snip ITA Runs=3 Total laps=13 Full laps=8 Valid laps=7	1	2'14.682	21.118	35.917	23.750	33.750	167.1	5	1'48.156	19.690	33.293	22.824	32.349	241.6
2	1'51.067 *	20.174	34.197	23.263*	33.433	239.4	6	1'47.997	19.640	33.309	22.730	32.318	242.6	
3	1'49.997	19.902	33.962	23.172	32.961	239.4	7	1'48.148	19.684	33.359	22.725	32.380	240.5	
4	1'59.001 P	19.868	33.490	22.834	42.809	243.2	8	2'04.056 P	20.47*	36.671	23.642	43.265	241.0	
5	4'58.258	19.965	35.535	24.347	34.746	168.2	9	8'52.164 *	27.932	35.437	23.165*	37.319	86.6	
6	1'52.122	19.985	35.746	23.316	33.075	237.8	10	1'48.387	19.762	33.828	22.667	32.130	242.1	
7	1'48.144	19.701	33.277	22.725	32.441	242.1	11	1'47.610	19.662	33.023	22.540	32.385	240.5	
8	1'58.811 P	20.071	33.855	22.909	41.976	244.3	12	1'52.036	19.635	33.384	22.780	36.237	240.5	
9	5'35.386	20.079	34.940	23.083	36.920	173.0	13	1'47.891	19.684	33.231	22.573	32.403	243.7	
10	1'47.487	19.609	33.112	22.589	32.177	243.7	19th 64 David MUÑOZ BOE Motorsports SPA Runs=2 Total laps=12 Full laps=8 Valid laps=7	1	2'02.150	21.698	34.871	22.853	32.844	154.7
11	1'48.352	19.511	33.398	22.910	32.533	242.6	2	1'48.419	19.815	33.462	22.686	32.456	246.0	
12	1'47.893	19.487	33.151	22.971	32.284	246.0	3	1'47.978	19.676	33.253	22.580	32.469	245.4	
13	1'47.912	19.583	33.115	22.644	32.570	243.2	4	1'47.742	19.601	33.226	22.631	32.284	243.7	
16th 7 Filippo FARIOLI SIC58 Squadra Corse ITA Runs=2 Total laps=14 Full laps=11 Valid laps=8	1	2'06.894	20.739	34.408	23.052	33.060	156.0	5	1'47.782	19.612	33.220	22.620	32.330	244.3
2	1'56.094	19.863	37.041	24.666	34.524	239.4	6	1'47.619	19.594	33.132	22.475	32.418	246.0	
3	1'48.740	19.920	33.400	22.847	32.573	240.5	7	2'02.941 P	19.584	33.281	23.265	46.811	245.4	
4	1'48.858 *	19.753	33.450	22.910*	32.745	241.6	8	11'17.383	19.753	34.485	24.735	32.930	167.4	
5	1'54.156 *	20.81*	37.853	22.959	32.533	243.2	9	1'47.747	19.554	33.232	22.660	32.301	243.2	
6	1'48.451	19.836	33.228	22.804	32.583	241.6	10	1'47.839	19.625	33.177	22.551	32.486	242.6	
7	1'48.328	19.776	33.288	22.744	32.520	238.9	11	1'47.661 *	19.612	33.201	22.550*	32.298	242.6	
8	1'48.417	19.800	33.320	22.816	32.481	238.9	12	2'14.084 P	19.615	33.213	22.481*	58.775	242.6	
9	1'57.487 P	19.822	33.422	22.882	41.361	238.9	20th 24 Tatsuki SUZUKI Liqui Moly Husqvarna JPN Runs=2 Total laps=12 Full laps=9 Valid laps=7	1	2'10.781	19.809	35.460	23.987	33.441	171.9
10	7'12.960	19.116	38.689	23.058	36.625	176.4	2	1'50.486	20.039	33.927	23.140	33.380	242.1	
11	1'52.597	19.504	33.145	22.799	37.149	242.1	3	1'49.715	19.909	33.908	22.923	32.975	242.1	
12	1'47.554	19.540	33.119	22.624	32.271	241.6	4	1'55.280 *	19.911	33.843	24.068*	37.458*	242.6	
13	1'52.073	19.458	35.651	23.913	33.051	247.1	5	1'49.004	19.848	33.685	22.845	32.626	243.2	
14	1'47.751 *	19.642	32.978	22.664*	32.467*	242.6	6	1'48.791	19.707	33.602	22.782	32.700	241.6	

Fastest Lap: David ALONSO CFMOTO Gaviota As COL 1'46.111 19.400 32.729 22.293 31.689

These data/results cannot be reproduced, stored and/or transmitted in whole or in part by any manner of electronic, mechanical, photocopying, recording, broadcasting or otherwise now known or herein after developed without the previous express consent by the copyright owner, except for reproduction in daily press and regular printed publications on sale to the public within 60 days of the event related to those data/results and always provided that copyright symbol appears together as follows below.
© DORNA, 2024

Practice Nr. 2

Moto3

Lap	Lap Time		T1	T2	T3	T4	Speed	Lap	Lap Time		T1	T2	T3	T4	Speed
7	2'00.618	P	19.711	33.571	23.009	44.327	243.2	3	5'51.877		19.912	34.688	23.203	33.472	166.1
8	10'24.269	*	18.593	34.075	22.999*	32.947	175.6	4	1'50.383		20.068	33.962	23.176	33.177	237.3
9	1'49.350	*	19.966	33.577	23.251	32.556*	241.0	5	1'50.438	*	20.055	33.927	23.195*	33.261	237.3
10	1'47.671		19.704	33.099	22.628	32.240	242.1	6	1'52.384	*	21.53*	34.648	23.000	33.203*	237.8
11	1'48.882		19.603	33.251	22.621	33.407	243.2	7	1'50.136		20.084	33.946	23.032	33.074	237.8
12	1'47.877		19.712	33.201	22.655	32.309	242.1	8	1'50.131		20.070	33.808	23.066	33.187	236.3

21st 85 Xabi ZURUTUZA Red Bull KTM Ajo SPA
Runs=2 Total laps=11 Full laps=8 Valid laps=6

1	2'17.463		21.225	34.638	23.154	33.347	157.8
2	1'49.954		19.940	33.969	23.005	33.040	243.7
3	1'49.566		19.873	33.650	22.993	33.050	245.4
4	1'50.751	*	19.78*	33.965	22.938	34.066	243.7
5	1'50.113		20.013	33.896	23.100	33.104	241.0
6	1'50.138		19.995	33.781	23.048	33.314	241.0
7	1'59.021	P	20.064	33.893	23.066	41.998	238.9
8	10'39.586		18.242	33.993	22.576	40.421	179.7
9	1'47.926		19.766	33.139	22.624	32.397	240.5
10	1'47.853	*	19.469	33.200	22.620	32.564*	245.4
11	1'47.756		19.581	33.068	22.668	32.439	245.4
unfinished			19.455	34.524	22.726		245.4

22nd 96 Daniel HOLGADO Red Bull GASGAS Te SPA
Runs=2 Total laps=14 Full laps=11 Valid laps=5

1	2'23.025		19.310	34.719	23.426	33.804	175.6
2	1'51.163	*	20.176	34.124	23.229*	33.634*	240.0
3	1'50.008		19.976	33.827	22.950	33.255	240.5
4	1'49.754		19.870	33.810	22.981	33.093	242.1
5	1'49.068		19.826	33.590	22.802	32.850	242.6
6	1'59.344	P	19.960	33.473	22.814	43.097	243.2
7	6'51.668	*	19.404	33.952	22.959*	33.267*	171.1
8	1'48.809		19.724	33.159	22.645	33.281	241.6
9	1'47.761		19.634	33.217	22.559	32.351	243.7
10	1'53.317	*	20.27*	34.922	22.894*	35.224	244.8
11	1'58.057	*	20.69*	40.776	23.177	33.407*	241.0
12	1'48.437	*	19.648	33.449	22.600	32.740*	244.3
13	1'51.661	*	20.31*	34.839	23.524	32.987	244.8
14	1'48.655	*	19.676	33.310	22.741	32.928	244.3

23rd 70 Joshua WHATLEY MLav Racing GBR
Runs=2 Total laps=10 Full laps=7 Valid laps=3

1	2'19.324		21.441	36.590	25.539	41.320	155.6
2	1'51.412		20.337	34.155	23.548	33.372	234.7
3	1'56.075	*	20.49*	37.800	23.314	34.469	235.2
4	1'49.964		19.971	33.796	23.252	32.945	238.4
5	2'06.813	P	20.098	36.192	26.105	44.418	236.8
6	14'07.347	*	20.373	36.128*	23.301	38.837*	164.3
7	1'51.989	*	20.16*	33.981	23.343*	34.501	241.0
8	1'48.421	*	19.804	33.322	22.732*	32.563	241.6
9	1'48.571		19.848	33.554	22.742	32.427	242.6
10	1'48.633	*	19.959	33.338	22.765*	32.571*	238.9

24th 55 Noah DETTWILER CIP Green Power SWI
Runs=3 Total laps=12 Full laps=7 Valid laps=4

1	2'05.942		20.147	35.132	23.567	33.971	171.7
2	2'04.230	P	20.424	35.522	23.723	44.561	236.3

25th 10 Nicola CARRARO LEVELUP - MTA ITA
Runs=2 Total laps=12 Full laps=9 Valid laps=2

1	2'02.374		19.019	35.169	22.907	33.134	177.9
2	1'49.637		19.795	33.658	22.829	33.355	244.8
3	1'48.922		19.739	33.562	22.965	32.656	242.6
4	1'50.608	*	19.788	34.014	23.728	33.078*	243.7
5	1'48.637	*	19.659	33.558	22.794*	32.626*	242.1
6	1'49.025	*	19.682	33.688	22.874	32.781*	243.2
7	2'03.241	P	19.72*	36.661	24.230*	42.629	241.6
8	10'57.449	*	19.945	34.893	23.193*	36.494*	164.8
9	1'52.854	*	19.593	34.094	23.069*	36.098	243.7
10	1'48.107	*	19.607	33.378	22.701*	32.421	242.1
11	1'49.241	*	19.640	33.319	22.657	33.625*	243.7
12	1'47.820	*	19.487	33.215	22.631*	32.487*	242.1

26th 5 Tatchakorn BUASRI Honda Team Asia THA
Runs=2 Total laps=14 Full laps=11 Valid laps=8

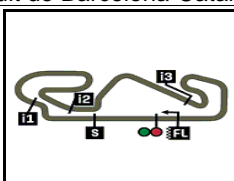
1	2'07.758		19.417	34.737	23.344	35.245	172.5
2	1'51.391		20.096	34.140	23.733	33.422	242.6
3	1'49.742		20.014	33.734	23.088	32.906	244.3
4	1'50.258		20.092	33.894	23.306	32.966	238.4
5	1'50.259		20.098	34.077	23.271	32.813	237.8
6	1'49.681		19.983	33.740	23.180	32.778	240.5
7	1'50.207	*	19.921	33.846	22.978	33.462*	238.4
8	1'49.753		19.924	33.739	23.104	32.986	243.7
9	2'06.823	P	21.07*	37.363	24.804	43.582	235.2
10	7'03.142	*	19.660	35.628	23.406*	36.582	169.5
11	1'49.059		19.891	33.576	22.979	32.613	243.2
12	1'48.952		19.757	33.468	23.100	32.627	241.6
13	1'50.764	*	19.787	33.638	23.039	34.300*	240.0
14	1'48.773	*	19.834	33.408	22.921*	32.610	243.2

27th 93 Arbi ADITAMA Honda Team Asia INA
Runs=2 Total laps=11 Full laps=8 Valid laps=7

1	2'18.482		21.746	35.846	23.520	33.484	158.1
2	1'50.251		19.974	33.832	23.227	33.218	241.6
3	1'50.316		20.086	33.800	23.344	33.086	240.0
4	1'52.267		20.257	34.473	23.623	33.914	235.8
5	1'51.012		20.204	34.082	23.359	33.367	236.3
6	2'02.667	P	20.82*	35.441	23.881	42.520	235.2
7	12'23.951		21.090	36.233	23.535	37.560	168.4
8	1'49.841		19.908	33.951	22.947	33.035	244.3
9	1'49.254		19.948	33.438	23.000	32.868	241.6
10	1'54.953		20.053	35.161	23.120	36.619	237.3
11	1'49.815	*	19.863	33.536	23.113*	33.303*	241.0

Fastest Lap: David ALONSO CFMOTO Gaviota As COL **1'46.111** 19.400 32.729 22.293 31.689

These data/results cannot be reproduced, stored and/or transmitted in whole or in part by any manner of electronic, mechanical, photocopying, recording, broadcasting or otherwise now known or herein after developed without the previous express consent by the copyright owner, except for reproduction in daily press and regular printed publications on sale to the public within 60 days of the event related to those data/results and always provided that copyright symbol appears together as follows below.
© DORNA, 2024



4657 m.

GRAN PREMI MONSTER ENERGY DE CATALUNYA

Practice Nr. 2

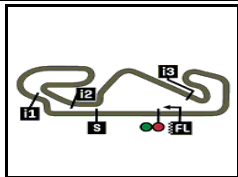
Best Partial Times

IT Ideal Lap Time, sum of the best partial times

BT Best Lap Time

T1		T2		T3		T4				IT	BT						
Pos	Rider	Time	Rider	Time	Rider	Time	Rider	Time	Pos	Rider	IT	BT					
1D.	ALONSO	19.371	D.	ALONSO	32.690	D.	ALONSO	22.293	D.	ALONSO	31.689	1	D.	ALONSO	1'46.043	1'46.111	(1)
2J.	ESTEBAN	19.434	J.	RUEDA	32.772	A.	FERNANDEZ	22.379	I.	ORTOLA	31.826	2	J.	RUEDA	1'46.703	1'46.781	(2)
3R.	ROSSI	19.457	T.	FURUSATO	32.821	A.	PIQUERAS	22.385	J.	KELSO	31.910	3	I.	ORTOLA	1'46.713	1'46.893	(3)
4F.	FARIOLI	19.458	C.	VEIJER	32.884	I.	ORTOLA	22.430	J.	RUEDA	31.943	4	C.	VEIJER	1'46.872	1'46.921	(4)
5X.	ZURUTUZA	19.469	I.	ORTOLA	32.910	J.	RUEDA	22.432	C.	VEIJER	31.950	5	R.	ROSSI	1'46.916	1'47.003	(5)
6A.	PIQUERAS	19.472	S.	NEPA	32.920	S.	NEPA	22.457	R.	ROSSI	31.966	6	S.	NEPA	1'46.996	1'47.004	(6)
7N.	CARRARO	19.487	A.	FERNANDEZ	32.934	R.	YAMANAKA	22.474	L.	LUNETTA	32.049	7	T.	FURUSATO	1'47.070	1'47.138	(7)
8M.	BERTELLE	19.487	F.	FARIOLI	32.978	D.	MUÑOZ	22.475	S.	NEPA	32.056	8	J.	ESTEBAN	1'47.086	1'47.282	(11)
9A.	FERNANDEZ	19.524	L.	LUNETTA	32.984	R.	ROSSI	22.488	S.	OGDEN	32.130	9	A.	FERNANDEZ	1'47.100	1'47.169	(8)
10C.	VEIJER	19.527	D.	ALMANSA	32.987	J.	ESTEBAN	22.501	R.	YAMANAKA	32.152	10	J.	KELSO	1'47.142	1'47.255	(9)
11R.	YAMANAKA	19.542	A.	PIQUERAS	32.995	T.	FURUSATO	22.504	J.	ESTEBAN	32.155	11	R.	YAMANAKA	1'47.167	1'47.446	(12)
12L.	LUNETTA	19.544	J.	ESTEBAN	32.996	C.	VEIJER	22.511	T.	FURUSATO	32.170	12	A.	PIQUERAS	1'47.168	1'47.277	(10)
13I.	ORTOLA	19.547	R.	YAMANAKA	32.999	D.	ALMANSA	22.518	M.	BERTELLE	32.177	13	L.	LUNETTA	1'47.205	1'47.480	(14)
14D.	MUÑOZ	19.554	R.	ROSSI	33.005	S.	OGDEN	22.540	T.	SUZUKI	32.240	14	S.	OGDEN	1'47.328	1'47.610	(18)
15J.	KELSO	19.554	J.	ROULSTONE	33.008	J.	ROULSTONE	22.557	A.	FERNANDEZ	32.263	15	F.	FARIOLI	1'47.331	1'47.554	(16)
16J.	RUEDA	19.556	S.	OGDEN	33.023	D.	HOLGADO	22.559	F.	FARIOLI	32.271	16	M.	BERTELLE	1'47.365	1'47.487	(15)
17S.	NEPA	19.563	X.	ZURUTUZA	33.068	X.	ZURUTUZA	22.576	D.	MUÑOZ	32.284	17	D.	ALMANSA	1'47.420	1'47.458	(13)
18T.	FURUSATO	19.575	J.	KELSO	33.087	M.	BERTELLE	22.589	D.	ALMANSA	32.299	18	D.	MUÑOZ	1'47.445	1'47.619	(19)
19T.	SUZUKI	19.603	T.	SUZUKI	33.099	J.	KELSO	22.591	A.	PIQUERAS	32.316	19	X.	ZURUTUZA	1'47.510	1'47.756	(21)
20J.	ROULSTONE	19.608	M.	BERTELLE	33.112	T.	SUZUKI	22.621	D.	HOLGADO	32.351	20	T.	SUZUKI	1'47.563	1'47.671	(20)
21D.	ALMANSA	19.616	D.	MUÑOZ	33.132	F.	FARIOLI	22.624	J.	ROULSTONE	32.397	21	J.	ROULSTONE	1'47.570	1'47.591	(17)
22D.	HOLGADO	19.634	D.	HOLGADO	33.159	L.	LUNETTA	22.628	X.	ZURUTUZA	32.397	22	D.	HOLGADO	1'47.703	1'47.761	(22)
23S.	OGDEN	19.635	N.	CARRARO	33.215	N.	DETTWILER	22.648	N.	CARRARO	32.421	23	N.	CARRARO	1'47.780	1'48.922	(25)
24T.	BUASRI	19.757	J.	WHATLEY	33.322	N.	CARRARO	22.657	J.	WHATLEY	32.427	24	J.	WHATLEY	1'48.295	1'48.571	(23)

These data/results cannot be reproduced, stored and/or transmitted in whole or in part by any manner of electronic, mechanical, photocopying, recording, broadcasting or otherwise now known or herein after developed without the previous express consent by the copyright owner, except for reproduction in daily press and regular printed publications on sale to the public within 60 days of the event related to those data/results and always provided that copyright symbol appears together as follows below.
© DORNA, 2024



4657 m.

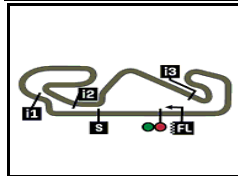
GRAN PREMI MONSTER ENERGY DE CATALUNYA**Practice Nr. 2****Best Partial Times****Moto3™***IT* Ideal Lap Time, sum of the best partial times*BT* Best Lap Time

<i>T1</i>		<i>T2</i>		<i>T3</i>		<i>T4</i>				<i>IT</i>	<i>BT</i>	
<i>Pos</i>	<i>Rider</i>	<i>Time</i>	<i>Rider</i>	<i>Time</i>	<i>Rider</i>	<i>Time</i>	<i>Rider</i>	<i>Time</i>	<i>Pos</i>	<i>Rider</i>		
25	N.DETTWILER	19.780	N.DETTWILER	33.401	J.WHATLEY	22.742	T.BUASRI	32.610	25	N.DETTWILER	1'48.492	1'48.655 (24)
26	J.WHATLEY	19.804	T.BUASRI	33.408	A.ADITAMA	22.947	N.DETTWILER	32.663	26	T.BUASRI	1'48.753	1'48.952 (26)
27	A.ADITAMA	19.863	A.ADITAMA	33.438	T.BUASRI	22.978	A.ADITAMA	32.868	27	A.ADITAMA	1'49.116	1'49.254 (27)

These data/results cannot be reproduced, stored and/or transmitted in whole or in part by any manner of electronic, mechanical, photocopying, recording, broadcasting or otherwise now known or herein after developed without the previous express consent by the copyright owner, except for reproduction in daily press and regular printed publications on sale to the public within 60 days of the event related to those data/results and always provided that copyright symbol appears together as follows below.
© DORNA, 2024

Official MotoGP Timing by **TISSOT**
www.motogp.com






4657 m.

GRAN PREMI MONSTER ENERGY DE CATALUNYA

Practice Nr. 2

Fastest Laps Sequence

<i>Practice Time</i>	 <i>Rider</i>	<i>Nation</i>	<i>Motorcycle</i>	<i>Time</i>	<i>Km/h</i>	<i>Rider's Lap</i>
3'47.993	12 Jacob ROULSTONE	AUS	GASGAS	1'51.356	150.5	2
3'50.297	80 David ALONSO	COL	CFMOTO	1'48.439	154.6	2
3'50.569	64 David MUÑOZ	SPA	KTM	1'48.419	154.6	2
3'51.432	48 Ivan ORTOLA	SPA	KTM	1'47.835	155.4	2
5'39.098	48 Ivan ORTOLA	SPA	KTM	1'47.666	155.7	3
9'14.345	48 Ivan ORTOLA	SPA	KTM	1'47.440	156.0	5
11'01.269	80 David ALONSO	COL	CFMOTO	1'47.405	156.0	6
11'01.717	48 Ivan ORTOLA	SPA	KTM	1'47.372	156.1	6
25'52.861	99 Jose Antonio RUEDA	SPA	KTM	1'46.781	157.0	10
26'52.172	80 David ALONSO	COL	CFMOTO	1'46.165	157.9	12
28'38.283	80 David ALONSO	COL	CFMOTO	1'46.111	157.9	13

These data/results cannot be reproduced, stored and/or transmitted in whole or in part by any manner of electronic, mechanical, photocopying, recording, broadcasting or otherwise now known or herein after developed without the previous express consent by the copyright owner, except for reproduction in daily press and regular printed publications on sale to the public within 60 days of the event related to those data/results and always provided that copyright symbol appears together as follows below.

© DORNA, 2024