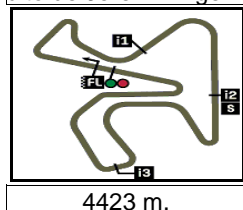


GRAN PREMIO ESTRELLA GALICIA 0,0 DE ESPAÑA

Warm Up

Classification



25

	Rider	Nation	Team	Motorcycle	Time	Lap	Total	Gap	Top Speed
1	73 Alex MARQUEZ	SPA	Gresini Racing MotoGP	DUCATI	1'37.943	4	5		292.6
2	23 Enea BASTIANINI	ITA	Ducati Lenovo Team	DUCATI	1'38.119	4	5	0.176	0.176 294.2
3	43 Jack MILLER	AUS	Red Bull KTM Factory Racing	KTM	1'38.120	4	5	0.177	0.001 294.2
4	25 Raul FERNANDEZ	SPA	Trackhouse Racing	APRILIA	1'38.131	3	5	0.188	0.011 290.3
5	89 Jorge MARTIN	SPA	Prima Pramac Racing	DUCATI	1'38.231	3	5	0.288	0.100 294.2
6	1 Francesco BAGNAIA	ITA	Ducati Lenovo Team	DUCATI	1'38.253	4	5	0.310	0.022 294.2
7	21 Franco MORBIDELLI	ITA	Prima Pramac Racing	DUCATI	1'38.279	4	5	0.336	0.026 292.6
8	20 Fabio QUARTARARO	FRA	Monster Energy Yamaha MotoGP	YAMAHA	1'38.294	4	5	0.351	0.015 294.2
9	49 Fabio DI GIANNANTONIO	ITA	Pertamina Enduro VR46 Racing Te	DUCATI	1'38.406	3	4	0.463	0.112 290.3
10	88 Miguel OLIVEIRA	POR	Trackhouse Racing	APRILIA	1'38.474	4	5	0.531	0.068 292.6
11	33 Brad BINDER	RSA	Red Bull KTM Factory Racing	KTM	1'38.517	4	5	0.574	0.043 297.5
12	31 Pedro ACOSTA	SPA	Red Bull GASGAS Tech3	KTM	1'38.639	3	4	0.696	0.122 294.2
13	93 Marc MARQUEZ	SPA	Gresini Racing MotoGP	DUCATI	1'38.771	3	5	0.828	0.132 293.4
14	12 Maverick VIÑALES	SPA	Aprilia Racing	APRILIA	1'38.860	3	5	0.917	0.089 291.1
15	37 Augusto FERNANDEZ	SPA	Red Bull GASGAS Tech3	KTM	1'38.969	4	5	1.026	0.109 291.8
16	72 Marco BEZZECCHI	ITA	Pertamina Enduro VR46 Racing Te	DUCATI	1'38.984	3	5	1.041	0.015 296.7
17	30 Takaaki NAKAGAMI	JPN	IDEMITSU Honda LCR	HONDA	1'39.061	3	5	1.118	0.077 292.6
18	5 Johann ZARCO	FRA	CASTROL Honda LCR	HONDA	1'39.329	4	5	1.386	0.268 293.4
19	26 Daniel PEDROSA	SPA	Red Bull KTM Factory Racing	KTM	1'39.443	4	5	1.500	0.114 296.7
20	36 Joan MIR	SPA	Repsol Honda Team	HONDA	1'39.462	4	5	1.519	0.019 291.8
21	10 Luca MARINI	ITA	Repsol Honda Team	HONDA	1'39.720	5	5	1.777	0.258 290.3
22	42 Alex RINS	SPA	Monster Energy Yamaha MotoGP	YAMAHA	1'39.815	3	5	1.872	0.095 298.3
23	6 Stefan BRADL	GER	HRC Test Team	HONDA	1'40.109	3	5	2.166	0.294 295.0
24	41 Aleix ESPARGARO	SPA	Aprilia Racing	APRILIA	1'40.262	4	5	2.319	0.153 291.8
25	32 Lorenzo SAVADORI	ITA	Aprilia Racing	APRILIA	1'40.377	3	5	2.434	0.115 290.3

Practice condition: Dry

Air: 13°

Humidity: 75%

Ground: 21°

Fastest Lap:	Lap: 4	Alex MARQUEZ	1'37.943	162.5 Km/h
Best Race Lap:	2022	Francesco BAGNAIA	1'37.669	163.0 Km/h
All Time Lap Record:	2024	Francesco BAGNAIA	1'36.025	165.8 Km/h

The results are provisional until the end of the limit for protest and appeals.

Time limit for protest expires 60' after publication of the results - Time:

These data/results cannot be reproduced, stored and/or transmitted in whole or in part by any manner of electronic, mechanical, photocopying, recording, broadcasting or otherwise now known or herein after developed without the previous express consent by the copyright owner, except for reproduction in daily press and regular printed publications on sale to the public within 60 days of the event related to those data/results and always provided that copyright symbol appears together as follows below.

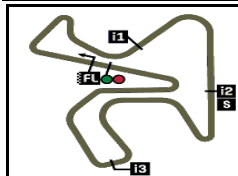
© DORNA, 2024

Official MotoGP Timing by TISSOT

www.motogp.com

Jerez de la Frontera, Sunday, April 28, 2024





4423 m.

GRAN PREMIO ESTRELLA GALICIA 0,0 DE ESPAÑA

Warm Up

Top Speed & Average

26



Rider	Nation	Motorcycle	Top 5 speeds					Average	Top
42 Alex RINS	SPA	YAMAHA	298.3	294.2	293.4	291.8	279.0	291.3	298.3
33 Brad BINDER	RSA	KTM	297.5	296.7	295.8	295.8	280.5	293.3	297.5
26 Daniel PEDROSA	SPA	KTM	296.7	295.8	294.2	293.4	288.7	293.8	296.7
72 Marco BEZZECCHI	ITA	DUCATI	296.7	295.0	291.8	291.8	284.9	292.0	296.7
6 Stefan BRADL	GER	HONDA	295.0	294.2	293.4	291.8	276.9	290.3	295.0
1 Francesco BAGNAIA	ITA	DUCATI	294.2	292.6	292.6	292.6	291.1	292.4	294.2
20 Fabio QUARTARARO	FRA	YAMAHA	294.2	293.4	292.6	291.1	288.0	291.9	294.2
23 Enea BASTIANINI	ITA	DUCATI	294.2	294.2	291.1	290.3	289.5	291.9	294.2
31 Pedro ACOSTA	SPA	KTM	294.2	292.6	292.6	291.8	290.3	292.3	294.2
43 Jack MILLER	AUS	KTM	294.2	293.4	292.6	292.6	288.7	292.3	294.2
89 Jorge MARTIN	SPA	DUCATI	294.2	293.4	292.6	292.6	273.4	289.2	294.2
5 Johann ZARCO	FRA	HONDA	293.4	291.8	289.5	289.5	278.3	288.5	293.4
93 Marc MARQUEZ	SPA	DUCATI	293.4	292.6	291.8	288.7	281.9	289.7	293.4
21 Franco MORBIDELLI	ITA	DUCATI	292.6	291.8	291.8	291.1	286.4	290.7	292.6
30 Takaaki NAKAGAMI	JPN	HONDA	292.6	292.6	291.8	278.3	274.8	286.0	292.6
73 Alex MARQUEZ	SPA	DUCATI	292.6	291.1	289.5	288.7	280.5	288.5	292.6
88 Miguel OLIVEIRA	POR	APRILIA	292.6	289.5	288.0	280.5	262.1	282.5	292.6
36 Joan MIR	SPA	HONDA	291.8	290.3	288.7	288.7	287.2	289.3	291.8
37 Augusto FERNANDEZ	SPA	KTM	291.8	291.1	289.5	284.9	276.2	286.7	291.8
41 Aleix ESPARGARO	SPA	APRILIA	291.8	291.1	289.5	289.5	282.7	288.9	291.8
12 Maverick VIÑALES	SPA	APRILIA	291.1	287.2	286.4	283.4	280.5	285.7	291.1
10 Luca MARINI	ITA	HONDA	290.3	289.5	289.5	288.0	281.2	287.7	290.3
25 Raul FERNANDEZ	SPA	APRILIA	290.3	290.3	290.3	289.5	285.7	289.2	290.3
32 Lorenzo SAVADORI	ITA	APRILIA	290.3	289.5	287.2	284.9	283.4	287.1	290.3
49 Fabio DI GIANNANTONIO	ITA	DUCATI	290.3	290.3	288.7	288.7	287.2	289.0	290.3

These data/results cannot be reproduced, stored and/or transmitted in whole or in part by any manner of electronic, mechanical, photocopying, recording, broadcasting or otherwise now known or herein after developed without the previous express consent by the copyright owner, except for reproduction in daily press and regular printed publications on sale to the public within 60 days of the event related to those data/results and always provided that copyright symbol appears together as follows below.

© DORNA, 2024

GRAN PREMIO ESTRELLA GALICIA 0,0 DE ESPAÑA

Warm Up

Chronological Analysis of Performances

27

* Lap / Sector time cancelled

T1 Time from finish line to 1st intermediate

T3 Time from 2nd intermed. to 3rd intermed.

P Crossing the finish line in pit lane

T2 Time from 1st intermed. to 2nd intermed.

T4 Time from 3rd intermediate to finish line

**Tyre data subject to further updates

Lap	Lap Time	T1	T2	T3	T4	Speed	Lap	Lap Time	T1	T2	T3	T4	Speed	
1st	73	Alex MARQUEZ DUCATI SPA					4	1'38.324	24.565	14.264	29.509	29.986	289.5	
		Gresini Racing MotoGP					5	1'42.839 *	24.491	14.221	32.820*	31.307*	290.3	
		Runs=1 Total laps=5 Full laps=4 Valid laps=3						PIT	33.946	16.495	35.611	31.659	262.7	
Run #	1	Front Tyre	Slick-Soft	Rear Tyre	Slick-Medium									
		New Tyre		New Tyre										
1	2'00.373	30.823	16.024	31.983	31.590	280.5								
2	1'40.594	25.451	14.739	29.994	30.410	288.7								
3	1'38.466	24.494	14.389	29.420	30.163	289.5								
4	1'37.943	24.508	14.307	29.322	29.806	291.1								
5	1'40.692 *	24.503	14.385	31.602*	30.202	292.6								
	PIT	24.573	14.956	34.243	27.784	233.7								
2nd	23	Enea BASTIANINI DUCATI ITA												
		Ducati Lenovo Team												
		Runs=1 Total laps=5 Full laps=4 Valid laps=3												
Run #	1	Front Tyre	Slick-Soft	Rear Tyre	Slick-Medium									
		New Tyre		New Tyre										
1	2'22.508	30.500	15.669	32.175	31.751	289.5								
2	1'41.938	25.146	14.498	32.111	30.183	290.3								
3	1'38.394	24.673	14.412	29.584	29.725	291.1								
4	1'38.119	24.533	14.309	29.646	29.631	294.2								
5	1'39.061 *	24.431	14.248	30.444*	29.938	294.2								
	PIT	25.813	15.949	33.437	26.754	274.1								
3rd	43	Jack MILLER KTM AUS												
		Red Bull KTM Factory Racing												
		Runs=2 Total laps=5 Full laps=3 Valid laps=2												
Run #	1	Front Tyre	Slick-Soft	Rear Tyre	Slick-Soft									
		New Tyre		3 Laps at start										
1	1'50.757 P	29.560	15.885	31.457	26.560	288.7								
Run #	2	Front Tyre	Slick-Soft	Rear Tyre	Slick-Medium									
		New Tyre		New Tyre										
2	1'46.438	30.350	14.928	30.754	30.406	292.6								
3	1'39.382	24.689	14.409	29.690	30.594	293.4								
4	1'38.120	24.350	14.299	29.488	29.983	292.6								
5	1'38.041 *	24.254	14.268	29.463*	30.056	294.2								
	PIT	26.895	16.478	32.260	28.241	258.3								
4th	25	Raul FERNANDEZ APRILIA SPA												
		Trackhouse Racing												
		Runs=1 Total laps=5 Full laps=4 Valid laps=3												
Run #	1	Front Tyre	Slick-Soft	Rear Tyre	Slick-Medium									
		New Tyre		New Tyre										
1	2'35.060	32.301	16.014	31.667	31.470	285.7								
2	1'39.758	25.132	14.529	29.966	30.131	290.3								
3	1'38.131	24.603	14.257	29.502	29.769	290.3								
5th	89	Jorge MARTIN DUCATI SPA												
		Prima Pramac Racing												
		Runs=1 Total laps=5 Full laps=4 Valid laps=3												
Run #	1	Front Tyre	Slick-Soft	Rear Tyre	Slick-Medium									
		New Tyre		New Tyre										
1	2'34.162	36.046	16.410	31.853	32.042	273.4								
2	1'39.863	25.366	14.584	29.836	30.077	292.6								
3	1'38.231	24.717	14.258	29.440	29.816	294.2								
4	1'40.274	24.562	14.311	30.827	30.574	292.6								
5	1'38.204 *	24.443	14.324	29.480*	29.957*	293.4								
	PIT	29.341	16.597	32.096	28.613	229.2								
6th	1	Francesco BAGNAIA DUCATI ITA												
		Ducati Lenovo Team												
		Runs=1 Total laps=5 Full laps=4 Valid laps=4												
Run #	1	Front Tyre	Slick-Soft	Rear Tyre	Slick-Medium									
		New Tyre		New Tyre										
1	1'49.936	30.267	15.802	31.955	31.194	291.1								
2	1'39.647	25.011	14.601	29.842	30.193	292.6								
3	1'38.891	24.526	14.470	29.788	30.107	291.1								
4	1'38.253	24.520	14.378	29.562	29.793	292.6								
5	1'41.929	26.757	14.613	30.178	30.381	294.2								
	PIT	24.403	14.322	35.302	32.013	292.6								
7th	21	Franco MORBIDELLI DUCATI ITA												
		Prima Pramac Racing												
		Runs=1 Total laps=5 Full laps=4 Valid laps=3												
Run #	1	Front Tyre	Slick-Soft	Rear Tyre	Slick-Medium									
		New Tyre		New Tyre										
1	2'00.943	32.132	16.278	31.823	31.558	286.4								
2	1'40.979	25.327	14.573	30.723	30.356	291.8								
3	1'38.842	24.624	14.430	29.808	29.980	291.1								
4	1'38.279	24.472	14.334	29.602	29.871	291.8								
5	1'41.167 *	24.327	14.294	31.328*	31.218	292.6								
	PIT	24.455	14.853	37.285	31.262	258.9								
8th	20	Fabio QUARTARARO YAMAHA FRA												
		Monster Energy Yamaha MotoGP Team												
		Runs=1 Total laps=5 Full laps=4 Valid laps=3												
Run #	1	Front Tyre	Slick-Soft	Rear Tyre	Slick-Medium									
		New Tyre		New Tyre										
1	2'23.018	30.204	15.626	33.203	31.928	288.0								
2	1'40.129	25.033	14.402	30.412	30.282	294.2								

Fastest Lap: Alex MARQUEZ Gresini Racing MotoG SPA **1'37.943** 24.508 14.307 29.322 29.806

These data/results cannot be reproduced, stored and/or transmitted in whole or in part by any manner of electronic, mechanical, photocopying, recording, broadcasting or otherwise now known or herein after developed without the previous express consent by the copyright owner, except for reproduction in daily press and regular printed publications on sale to the public within 60 days of the event related to those data/results and always provided that copyright symbol appears together as follows below.

© DORNA, 2024

Warm Up

MotoGP

Lap	Lap Time	T1	T2	T3	T4	Speed	Lap	Lap Time	T1	T2	T3	T4	Speed
3	1'38.650	24.513	14.388	29.703	30.046	292.6	3	1'38.771	24.560	14.404	29.676	30.131	292.6
4	1'38.294	24.538	14.290	29.571	29.895	293.4	4	1'39.220	24.283	15.108	29.737	30.092	288.7
5	1'41.857 *	24.405	14.358	32.798*	30.296	291.1	5	1'37.947 *	24.283	14.330	29.401*	29.933*	291.8
	PIT	26.888	16.186	32.360	28.640	242.6		PIT	27.382	16.010	31.558	28.688	272.0

9th **49** **Fabio DI GIANNANTONI** DUCATI ITA
 Pertamina Enduro VR46 Racing Team
 Runs=1 Total laps=4 Full laps=3 Valid laps=3

Run #	1	Front Tyre	Slick-Soft	Rear Tyre	Slick-Medium	Speed
		New Tyre		New Tyre		
1	1'55.890	29.758	15.436	31.256	30.901	288.7
2	1'40.635	25.339	14.801	30.320	30.175	290.3
3	1'38.406	24.543	14.429	29.466	29.968	288.7
4	1'38.455	24.375	14.397	29.642	30.041	287.2
	unfinished	24.394	14.391			290.3

10th **88** **Miguel OLIVEIRA** APRILIA POR
 Trackhouse Racing
 Runs=1 Total laps=5 Full laps=4 Valid laps=2

Run #	1	Front Tyre	Slick-Soft	Rear Tyre	Slick-Medium	Speed
		New Tyre		New Tyre		
1	2'12.413	30.127	15.366	31.482	31.037	280.5
2	1'40.991	25.322	14.785	30.640	30.244	288.0
3	1'39.194 *	24.841	14.435*	29.874	30.044	289.5
4	1'38.474	24.759	14.261	29.558	29.896	292.6
5	1'41.009 *	24.691	15.326	30.676*	30.316	262.1
	PIT	25.122	16.971	31.601	29.540	250.5

11th **33** **Brad BINDER** KTM RSA
 Red Bull KTM Factory Racing
 Runs=1 Total laps=5 Full laps=4 Valid laps=2

Run #	1	Front Tyre	Slick-Soft	Rear Tyre	Slick-Medium	Speed
		New Tyre		New Tyre		
1	2'06.311	32.163	16.053	33.275	31.459	280.5
2	1'40.514 *	25.120	14.583	30.414	30.397*	296.7
3	1'44.408	24.550	14.407	30.512	34.939	297.5
4	1'38.517	24.615	14.254	29.809	29.839	295.8
5	1'39.363 *	24.498	14.287	30.139*	30.439	295.8
	PIT	24.559	16.533	33.880	30.138	210.5

12th **31** **Pedro ACOSTA** KTM SPA
 Red Bull GASGAS Tech3
 Runs=1 Total laps=4 Full laps=3 Valid laps=3

Run #	1	Front Tyre	Slick-Soft	Rear Tyre	Slick-Medium	Speed
		New Tyre		New Tyre		
1	1'50.319	30.045	16.008	32.000	31.150	290.3
2	1'40.662	25.060	14.528	30.701	30.373	292.6
3	1'38.639	24.716	14.345	29.557	30.021	294.2
4	1'38.779	24.838	14.308	29.653	29.980	291.8
	unfinished	24.503	14.365			292.6

13th **93** **Marc MARQUEZ** DUCATI SPA
 Gresini Racing MotoGP
 Runs=1 Total laps=5 Full laps=4 Valid laps=3

Run #	1	Front Tyre	Slick-Soft	Rear Tyre	Slick-Medium	Speed
		New Tyre		New Tyre		
1	2'32.105	33.078	16.210	32.680	32.294	281.9
2	1'45.126	25.342	14.491	34.504	30.789	293.4

14th **12** **Maverick VIÑALES** APRILIA SPA
 Aprilia Racing
 Runs=2 Total laps=5 Full laps=3 Valid laps=2

Run #	1	Front Tyre	Slick-Soft	Rear Tyre	Slick-Soft	Speed	
		3 Laps at start			3 Laps at start		
1	1'55.115 P	30.162	15.889	32.144	26.944	280.5	
Run #	2	Front Tyre	Slick-Soft	Rear Tyre	Slick-Medium	Speed	
		New Tyre		New Tyre			
2	1'46.250	29.711	15.065	30.964	30.510	283.4	
3	1'38.860	24.841	14.421	29.642	29.956	286.4	
4	1'39.565	24.646	14.345	30.692	29.882	291.1	
5	1'38.032 *	24.447	14.294	29.592*	29.699*	287.2	
	PIT	28.968	16.530	33.212	40.005	255.9	

15th **37** **Augusto FERNANDEZ** KTM SPA
 Red Bull GASGAS Tech3
 Runs=1 Total laps=5 Full laps=4 Valid laps=3

Run #	1	Front Tyre	Slick-Soft	Rear Tyre	Slick-Medium	Speed
		New Tyre		New Tyre		
1	2'04.252	32.524	15.383	32.215	31.460	276.2
2	1'43.514	25.311	14.596	30.349	33.258	289.5
3	1'43.959	24.933	14.432	30.096	34.498	284.9
4	1'38.969	24.687	14.332	29.603	30.347	291.1
5	1'39.174 *	24.689	14.298	29.909*	30.278	291.8
	PIT	24.681	16.139	33.829	30.434	216.4

16th **72** **Marco BEZZECCHI** DUCATI ITA
 Pertamina Enduro VR46 Racing Team
 Runs=1 Total laps=5 Full laps=4 Valid laps=2

Run #	1	Front Tyre	Slick-Soft	Rear Tyre	Slick-Medium	Speed
		New Tyre		New Tyre		
1	2'06.494	30.178	15.527	32.980	31.472	284.9
2	1'43.701	25.123	14.517	30.768	33.293	296.7
3	1'38.984	24.601	14.265	30.113	30.005	295.0
4	1'38.684 *	24.433	14.413	29.806	30.032*	291.8
5	1'39.281 *	24.408	14.401	29.657*	30.815	291.8
	PIT	24.306	16.247	34.479	30.026	230.2

17th **30** **Takaaki NAKAGAMI** HONDA JPN
 IDEMITSU Honda LCR
 Runs=1 Total laps=5 Full laps=4 Valid laps=3

Run #	1	Front Tyre	Slick-Soft	Rear Tyre	Slick-Medium	Speed
		New Tyre		New Tyre		
1	2'11.240	34.738	16.155	33.097	32.127	274.8
2	1'42.975	26.105	15.187	31.193	30.490	278.3
3	1'39.061	24.974	14.328	29.770	29.989	291.8
4	1'40.145	24.726	14.252	30.516	30.651	292.6
5	1'39.513 *	24.485	14.181	30.486*	30.361	292.6
	PIT	25.088	17.202	35.157	30.024	216.4

Fastest Lap: Alex MARQUEZ Gresini Racing MotoGP SPA **1'37.943** 24.508 14.307 29.322 29.806

These data/results cannot be reproduced, stored and/or transmitted in whole or in part by any manner of electronic, mechanical, photocopying, recording, broadcasting or otherwise now known or herein after developed without the previous express consent by the copyright owner, except for reproduction in daily press and regular printed publications on sale to the public within 60 days of the event related to those data/results and always provided that copyright symbol appears together as follows below.
 © DORNA, 2024

Warm Up

MotoGP

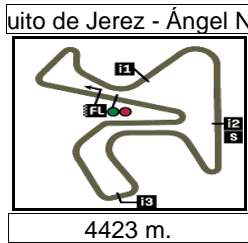
Lap	Lap Time	T1	T2	T3	T4	Speed	Lap	Lap Time	T1	T2	T3	T4	Speed	
18th	5	Johann ZARCO				HONDA	FRA	5	1'38.746 *	24.557	14.411	29.697*	30.081	291.8
		CASTROL Honda LCR							PIT	26.120	18.945	35.083	28.177	213.0
		Runs=1	Total laps=5	Full laps=4	Valid laps=3									
Run #	1	Front Tyre	Slick-Soft	Rear Tyre	Slick-Medium									
		New Tyre		New Tyre										
1	2'03.415	31.088	18.629	31.799	31.434	278.3								
2	1'41.721	25.253	14.660	30.745	31.063	291.8								
3	1'39.761	24.849	14.608	29.757	30.547	293.4								
4	1'39.329	24.595	14.464	29.889	30.381	289.5								
5	1'40.698 *	24.772	14.599	30.681*	30.646	289.5								
	PIT	24.615	16.072	32.563	27.586	258.3								
19th	26	Daniel PEDROSA				KTM	SPA							
		Red Bull KTM Factory Racing												
		Runs=1	Total laps=5	Full laps=4	Valid laps=2									
Run #	1	Front Tyre	Slick-Soft	Rear Tyre	Slick-Medium									
		New Tyre		New Tyre										
1	1'55.460	31.457	15.580	31.805	31.580	288.7								
2	1'42.141	25.706	14.753	31.095	30.587	295.8								
3	1'39.936 *	24.982	14.493	29.963	30.498*	296.7								
4	1'39.443	25.121	14.478	29.740	30.104	294.2								
5	1'41.673 *	24.794	14.341	32.108*	30.430	293.4								
	PIT	24.707	14.846	34.460	28.077	226.4								
20th	36	Joan MIR				HONDA	SPA							
		Repsol Honda Team												
		Runs=1	Total laps=5	Full laps=4	Valid laps=3									
Run #	1	Front Tyre	Slick-Soft	Rear Tyre	Slick-Medium									
		New Tyre		New Tyre										
1	2'01.197	30.630	15.630	31.899	31.607	287.2								
2	1'43.472	25.515	14.637	32.381	30.939	291.8								
3	1'41.026	25.226	14.642	30.252	30.906	290.3								
4	1'39.462	24.914	14.481	29.836	30.231	288.7								
5	1'40.151 *	24.805	14.436	30.079*	30.831	288.7								
	PIT	24.714	16.569	34.080	30.735	260.8								
21st	10	Luca MARINI				HONDA	ITA							
		Repsol Honda Team												
		Runs=1	Total laps=5	Full laps=4	Valid laps=4									
Run #	1	Front Tyre	Slick-Soft	Rear Tyre	Slick-Medium									
		New Tyre		New Tyre										
1	2'01.621	30.263	15.700	32.026	31.549	281.2								
2	1'44.071	25.534	14.649	32.178	31.710	289.5								
3	1'40.718	25.188	14.618	30.381	30.531	288.0								
4	1'39.794	24.904	14.471	30.050	30.369	289.5								
5	1'39.720	24.790	14.489	30.093	30.348	290.3								
	PIT	24.764	16.617	34.449	29.974	240.5								
22nd	42	Alex RINS				YAMAHA	SPA							
		Monster Energy Yamaha MotoGP Team												
		Runs=1	Total laps=5	Full laps=4	Valid laps=3									
Run #	1	Front Tyre	Slick-Soft	Rear Tyre	Slick-Medium									
		New Tyre		New Tyre										
1	2'05.419	31.239	15.989	32.183	31.587	279.0								
2	1'40.012	25.303	14.585	29.843	30.281	298.3								
3	1'39.815	24.760	14.467	30.339	30.249	294.2								
4	1'52.032	36.327	14.791	30.483	30.431	293.4								

Fastest Lap: Alex MARQUEZ Gresini Racing MotoGP SPA 1'37.943 24.508 14.307 29.322 29.806

These data/results cannot be reproduced, stored and/or transmitted in whole or in part by any manner of electronic, mechanical, photocopying, recording, broadcasting or otherwise now known or herein after developed without the previous express consent by the copyright owner, except for reproduction in daily press and regular printed publications on sale to the public within 60 days of the event related to those data/results and always provided that copyright symbol appears together as follows below.
© DORNA, 2024


GRAN PREMIO ESTRELLA GALICIA 0,0 DE ESPAÑA

Official Starting Grid



Race : 25 laps = 110.575 km

28



1	1 1'46.773 93 Marc MARQUEZ Ducati	2	2 1'47.044 72 Marco BEZZECCHI Ducati	3	3 1'47.381 89 Jorge MARTIN Ducati
2	4 1'47.730 33 Brad BINDER KTM	3	5 1'47.778 49 Fabio DI GIANNANTONIO Ducati	4	6 1'47.840 73 Alex MARQUEZ Ducati
3	7 1'47.962 1 Francesco BAGNAIA Ducati	4	8 1'48.116 21 Franco MORBIDELLI Ducati	5	9 1'48.362 23 Enea BASTIANINI Ducati
4	10 1'48.528 31 Pedro ACOSTA KTM	5	11 1'48.595 12 Maverick VIÑALES Aprilia	6	12 1'49.417 41 Aleix ESPARGARO Aprilia
5	13 1'48.102 5 Johann ZARCO Honda	6	14 1'48.418 88 Miguel OLIVEIRA Aprilia	7	15 1'48.672 43 Jack MILLER KTM
6	16 1'48.699 26 Daniel PEDROSA KTM	7	17 1'48.728 25 Raul FERNANDEZ Aprilia	8	18 1'49.229 37 Augusto FERNANDEZ KTM
7	19 1'49.659 6 Stefan BRADL Honda	8	20 1'49.765 36 Joan MIR Honda	9	21 1'49.860 32 Lorenzo SAVADORI Aprilia
8	22 1'49.978 10 Luca MARINI Honda	9	23 1'50.100 20 Fabio QUARTARARO Yamaha	10	24 1'50.245 30 Takaaki NAKAGAMI Honda

The results are provisional until the end of the limit for protest and appeals and until the ratification of the Event Management Committee.

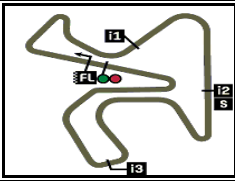
Time limit for protest expires 60' at the latest after publication of the results - Time:

These data/results cannot be reproduced, stored and/or transmitted in whole or in part by any manner of electronic, mechanical, photocopying, recording, broadcasting or otherwise now known or herein after developed without the previous express consent by the copyright owner, except for reproduction in daily press and regular printed publications on sale to the public within 60 days of the event related to those data/results and always provided that copyright symbol appears together as follows below.

© DORNA, 2024

Official MotoGP Timing by **TISSOT**
www.motogp.com





GRAN PREMIO ESTRELLA GALICIA 0,0 DE ESPAÑA

Official Starting Grid

4423 m.

Race : 25 laps = 110.575 km

28

9

25
1'50.302
42 Alex RINS
Yamaha

The results are provisional until the end of the limit for protest and appeals and until the ratification of the Event Management Committee.

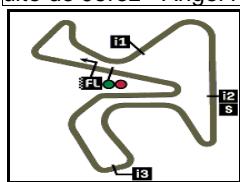
Time limit for protest expires 60' at the latest after publication of the results - Time:

These data/results cannot be reproduced, stored and/or transmitted in whole or in part by any manner of electronic, mechanical, photocopying, recording, broadcasting or otherwise now known or herein after developed without the previous express consent by the copyright owner, except for reproduction in daily press and regular printed publications on sale to the public within 60 days of the event related to those data/results and always provided that copyright symbol appears together as follows below.

© DORNA, 2024

Official MotoGP Timing by TISSOT
www.motogp.com





4423 m.

GRAN PREMIO ESTRELLA GALICIA 0,0 DE ESPAÑA

Warm Up

Best Partial Times

MotoGP™

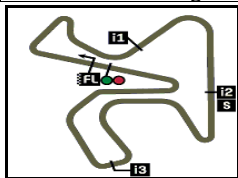
IT Ideal Lap Time, sum of the best partial times

BT Best Lap Time

T1		T2		T3		T4				IT		BT	
Pos	Rider	Time	Rider	Time	Rider	Time	Rider	Time	Pos	Rider	IT	BT	
1	J.MILLER	24.254	T.NAKAGAMI	14.181	A.MARQUEZ	29.322	E.BASTIANINI	29.631	1	E.BASTIANINI	1'37.894	1'38.119	(2)
2	M.MARQUEZ	24.283	R.FERNANDEZ	14.221	J.MARTIN	29.440	R.FERNANDEZ	29.769	2	A.MARQUEZ	1'37.929	1'37.943	(1)
3	F.MORBIDELLI	24.327	E.BASTIANINI	14.248	F.DI GIANNANTO	29.466	F.BAGNAIA	29.793	3	J.MARTIN	1'37.957	1'38.231	(5)
4	F.DI GIANNANTO	24.375	B.BINDER	14.254	J.MILLER	29.488	A.MARQUEZ	29.806	4	R.FERNANDEZ	1'37.983	1'38.131	(4)
5	F.BAGNAIA	24.403	J.MARTIN	14.258	R.FERNANDEZ	29.502	J.MARTIN	29.816	5	J.MILLER	1'37.993	1'38.120	(3)
6	F.QUARTARARO	24.405	M.OLIVEIRA	14.261	P.ACOSTA	29.557	B.BINDER	29.839	6	F.MORBIDELLI	1'38.094	1'38.279	(7)
7	M.BEZZECCHI	24.408	M.BEZZECCHI	14.265	M.OLIVEIRA	29.558	F.MORBIDELLI	29.871	7	F.BAGNAIA	1'38.136	1'38.253	(6)
8	E.BASTIANINI	24.431	J.MILLER	14.268	F.BAGNAIA	29.562	M.VIÑALES	29.882	8	F.QUARTARARO	1'38.161	1'38.294	(8)
9	J.MARTIN	24.443	F.QUARTARARO	14.290	F.QUARTARARO	29.571	F.QUARTARARO	29.895	9	F.DI GIANNANTO	1'38.200	1'38.406	(9)
10	M.VIÑALES	24.447	M.VIÑALES	14.294	E.BASTIANINI	29.584	M.OLIVEIRA	29.896	10	M.VIÑALES	1'38.265	1'38.860	(14)
11	T.NAKAGAMI	24.485	F.MORBIDELLI	14.294	F.MORBIDELLI	29.602	F.DI GIANNANTO	29.968	11	P.ACOSTA	1'38.348	1'38.639	(12)
12	R.FERNANDEZ	24.491	A.FERNANDEZ	14.298	A.FERNANDEZ	29.603	P.ACOSTA	29.980	12	M.MARQUEZ	1'38.381	1'38.771	(13)
13	A.MARQUEZ	24.494	A.MARQUEZ	14.307	M.VIÑALES	29.642	J.MILLER	29.983	13	B.BINDER	1'38.400	1'38.517	(11)
14	B.BINDER	24.498	P.ACOSTA	14.308	M.MARQUEZ	29.676	T.NAKAGAMI	29.989	14	M.OLIVEIRA	1'38.406	1'38.474	(10)
15	P.ACOSTA	24.503	M.MARQUEZ	14.330	D.PEDROSA	29.740	M.BEZZECCHI	30.005	15	T.NAKAGAMI	1'38.425	1'39.061	(17)
16	A.RINS	24.557	A.ESPARGARO	14.338	J.ZARCO	29.757	A.RINS	30.081	16	M.BEZZECCHI	1'38.484	1'38.984	(16)
17	J.ZARCO	24.595	D.PEDROSA	14.341	T.NAKAGAMI	29.770	M.MARQUEZ	30.092	17	A.FERNANDEZ	1'38.866	1'38.969	(15)
18	A.ESPARGARO	24.653	F.BAGNAIA	14.378	M.BEZZECCHI	29.806	D.PEDROSA	30.104	18	D.PEDROSA	1'38.892	1'39.443	(19)
19	R.FERNANDEZ	24.687	F.DI GIANNANTO	14.391	B.BINDER	29.809	J.MIR	30.231	18	A.RINS	1'38.892	1'39.815	(22)
20	M.OLIVEIRA	24.691	L.SAVADORI	14.402	J.MIR	29.836	A.FERNANDEZ	30.278	20	J.ZARCO	1'39.197	1'39.329	(18)
21	D.PEDROSA	24.707	A.RINS	14.411	A.RINS	29.843	A.ESPARGARO	30.338	21	J.MIR	1'39.308	1'39.462	(20)
22	S.BRADL	24.741	J.MIR	14.436	L.MARINI	30.050	L.MARINI	30.348	22	L.MARINI	1'39.659	1'39.720	(21)
23	L.MARINI	24.790	S.BRADL	14.457	S.BRADL	30.243	J.ZARCO	30.381	23	A.ESPARGARO	1'39.725	1'40.262	(24)
24	J.MIR	24.805	J.ZARCO	14.464	L.SAVADORI	30.266	S.BRADL	30.468	24	S.BRADL	1'39.909	1'40.109	(23)

These data/results cannot be reproduced, stored and/or transmitted in whole or in part by any manner of electronic, mechanical, photocopying, recording, broadcasting or otherwise now known or herein after developed without the previous express consent by the copyright owner, except for reproduction in daily press and regular printed publications on sale to the public within 60 days of the event related to those data/results and always provided that copyright symbol appears together as follows below.

© DORNA, 2024



4423 m.

GRAN PREMIO ESTRELLA GALICIA 0,0 DE ESPAÑA

Warm Up

Best Partial Times

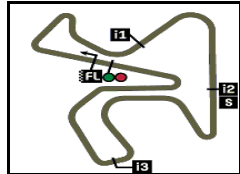
MotoGP™

IT Ideal Lap Time, sum of the best partial times

BT Best Lap Time

		<i>T1</i>		<i>T2</i>		<i>T3</i>		<i>T4</i>				
<i>Pos</i>	<i>Rider</i>	<i>Time</i>	<i>Rider</i>	<i>Time</i>	<i>Rider</i>	<i>Time</i>	<i>Rider</i>	<i>Time</i>	<i>Pos</i>	<i>Rider</i>	<i>IT</i>	<i>BT</i>
25	L.SAVADORI	25.048	L.MARINI	14.471	A.ESPARGARO	30.396	L.SAVADORI	30.661	25	L.SAVADORI	1'40.377	1'40.377 (25)

These data/results cannot be reproduced, stored and/or transmitted in whole or in part by any manner of electronic, mechanical, photocopying, recording, broadcasting or otherwise now known or herein after developed without the previous express consent by the copyright owner, except for reproduction in daily press and regular printed publications on sale to the public within 60 days of the event related to those data/results and always provided that copyright symbol appears together as follows below.
© DORNA, 2024



4423 m.

GRAN PREMIO ESTRELLA GALICIA 0,0 DE ESPAÑA

Warm Up

Fastest Laps Sequence

<i>Practice Time</i>	 <i>Rider</i>	<i>Nation</i>	<i>Motorcycle</i>	<i>Time</i>	<i>Km/h</i>	<i>Rider's Lap</i>
3'29.583	1 Francesco BAGNAIA	ITA	DUCATI	1'39.647	159.7	2
5'08.474	1 Francesco BAGNAIA	ITA	DUCATI	1'38.891	161.0	3
5'09.620	31 Pedro ACOSTA	SPA	KTM	1'38.639	161.4	3
5'14.931	49 Fabio DI GIANNANTONI	ITA	DUCATI	1'38.406	161.8	3
5'42.840	23 Enea BASTIANINI	ITA	DUCATI	1'38.394	161.8	3
5'52.256	89 Jorge MARTIN	SPA	DUCATI	1'38.231	162.0	3
5'52.949	25 Raul FERNANDEZ	SPA	APRILIA	1'38.131	162.2	3
6'57.376	73 Alex MARQUEZ	SPA	DUCATI	1'37.943	162.5	4

These data/results cannot be reproduced, stored and/or transmitted in whole or in part by any manner of electronic, mechanical, photocopying, recording, broadcasting or otherwise now known or herein after developed without the previous express consent by the copyright owner, except for reproduction in daily press and regular printed publications on sale to the public within 60 days of the event related to those data/results and always provided that copyright symbol appears together as follows below.

© DORNA, 2024