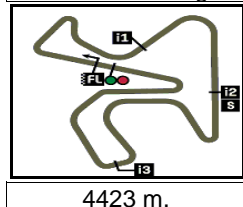



GRAN PREMIO ESTRELLA GALICIA 0,0 DE ESPAÑA

Practice Nr. 2

Classification

10



	Rider	Nation	Team	Motorcycle	Time	Lap	Total	Gap	Top Speed
1	80 David ALONSO	COL	CFMOTO Gaviota Aspar Team	CFMOTO	1'56.619	15	15		208.8
2	78 Joel ESTEBAN	SPA	CFMOTO Gaviota Aspar Team	CFMOTO	1'56.715	15	15	0.096 0.096	209.3
3	36 Angel PIQUERAS	SPA	Leopard Racing	HONDA	1'57.007	13	13	0.388 0.292	203.3
4	31 Adrian FERNANDEZ	SPA	Leopard Racing	HONDA	1'57.540	13	13	0.921 0.533	203.3
5	18 Matteo BERTELLE	ITA	Rivacold Snipers Team	HONDA	1'57.666	14	14	1.047 0.126	204.9
6	85 Xabi ZURUTUZA	SPA	Red Bull KTM Ajo	KTM	1'57.703	12	15	1.084 0.037	206.5
7	19 Scott OGDEN	GBR	MLav Racing	HONDA	1'57.731	15	15	1.112 0.028	203.0
8	55 Noah DETTWILER	SWI	CIP Green Power	KTM	1'57.833	15	15	1.214 0.102	208.0
9	58 Luca LUNETTA	ITA	SIC58 Squadra Corse	HONDA	1'58.180	13	13	1.561 0.347	207.2
10	82 Stefano NEPA	ITA	LEVELUP - MTA	KTM	1'58.258	12	13	1.639 0.078	205.3
11	21 Vicente PEREZ	SPA	Red Bull KTM Ajo	KTM	1'58.301	12	12	1.682 0.043	205.7
12	10 Nicola CARRARO	ITA	LEVELUP - MTA	KTM	1'58.596	13	13	1.977 0.295	205.3
13	70 Joshua WHATLEY	GBR	MLav Racing	HONDA	1'58.643	12	12	2.024 0.047	201.1
14	6 Ryusei YAMANAKA	JPN	MT Helmets - MSI	KTM	1'58.685	14	14	2.066 0.042	205.3
15	54 Riccardo ROSSI	ITA	CIP Green Power	KTM	1'58.696	15	15	2.077 0.011	206.1
16	7 Filippo FARIOLI	ITA	SIC58 Squadra Corse	HONDA	1'58.958	13	13	2.339 0.262	202.6
17	64 David MUÑOZ	SPA	BOE Motorsports	KTM	1'59.132	8	8	2.513 0.174	206.8
18	95 Collin VEIJER	NED	Liqui Moly Husqvarna Intact GP	HUSQVARNA	1'59.432	13	13	2.813 0.300	205.7
19	72 Taiyo FURUSATO	JPN	Honda Team Asia	HONDA	1'59.465	12	14	2.846 0.033	201.8
20	24 Tatsuki SUZUKI	JPN	Liqui Moly Husqvarna Intact GP	HUSQVARNA	1'59.569	11	12	2.950 0.104	206.5
21	48 Ivan ORTOLA	SPA	MT Helmets - MSI	KTM	1'59.624	12	13	3.005 0.055	203.3
22	96 Daniel HOLGADO	SPA	Red Bull GASGAS Tech3	GASGAS	1'59.949	10	10	3.330 0.325	204.9
23	5 Tatchakorn BUASRI	THA	Honda Team Asia	HONDA	2'00.093	14	14	3.474 0.144	203.3
24	66 Joel KELSO	AUS	BOE Motorsports	KTM	2'00.805	8	9	4.186 0.712	206.8
25	12 Jacob ROULSTONE	AUS	Red Bull GASGAS Tech3	GASGAS	2'02.139	6	8	5.520 1.334	206.1
Not classified									
	22 David ALMANSA	SPA	Rivacold Snipers Team	HONDA					

Practice condition: Wet

Air: 13°

Humidity: 89%

Ground: 16°

Fastest Lap:	Lap: 15	David ALONSO	1'56.619	136.5 Km/h
Best Race Lap:	2023	Ryusei YAMANAKA	1'46.016	150.1 Km/h
All Time Lap Record:	2024	David ALONSO	1'43.710	153.5 Km/h

The results are provisional until the end of the limit for protest and appeals.

Time limit for protest expires 60' after publication of the results - Time:

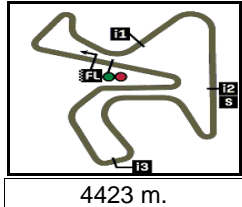
These data/results cannot be reproduced, stored and/or transmitted in whole or in part by any manner of electronic, mechanical, photocopying, recording, broadcasting or otherwise now known or herein after developed without the previous express consent by the copyright owner, except for reproduction in daily press and regular printed publications on sale to the public within 60 days of the event related to those data/results and always provided that copyright symbol appears together as follows below.

© DORNA, 2024

Official MotoGP Timing by TISSOT
www.motogp.com

Jerez de la Frontera, Saturday, April 27, 2024






4423 m.

GRAN PREMIO ESTRELLA GALICIA 0,0 DE ESPAÑA

Practice Nr. 2

Combined Practice Times

11

	Rider	Nation	Team	MOTORCYCLE	P1	P2	Gap
1	80 D.ALONSO	COL	CFMOTO Gaviota Aspar Team	CFMOTO	1'43.710	16	1'56.619 15
2	12 J.ROULSTONE	AUS	Red Bull GASGAS Tech3	GASGAS	1'44.679	14	2'02.139 6 0.969 0.969
3	95 C.VEIJER	NED	Liqui Moly Husqvarna Intact GP	HUSQVARNA	1'44.762	12	1'59.432 13 1.052 0.083
4	96 D.HOLGADO	SPA	Red Bull GASGAS Tech3	GASGAS	1'44.892	12	1'59.949 10 1.182 0.130
5	22 D.ALMANSA	SPA	Rivacold Snipers Team	HONDA	1'45.122	16	1.412 0.230
6	66 J.KELSO	AUS	BOE Motorsports	KTM	1'45.158	13	2'00.805 8 1.448 0.036
7	48 I.ORTOLA	SPA	MT Helmets - MSI	KTM	1'45.163	4	1'59.624 12 1.453 0.005
8	54 R.ROSSI	ITA	CIP Green Power	KTM	1'45.178	9	1'58.696 15 1.468 0.015
9	64 D.MUÑOZ	SPA	BOE Motorsports	KTM	1'45.197	9	1'59.132 8 1.487 0.019
10	82 S.NEPA	ITA	LEVELUP - MTA	KTM	1'45.297	12	1'58.258 12 1.587 0.100
11	24 T.SUZUKI	JPN	Liqui Moly Husqvarna Intact GP	HUSQVARNA	1'45.333	11	1'59.569 11 1.623 0.036
12	6 R.YAMANAKA	JPN	MT Helmets - MSI	KTM	1'45.474	3	1'58.685 14 1.764 0.141
13	78 J.ESTEBAN	SPA	CFMOTO Gaviota Aspar Team	CFMOTO	1'45.493	11	1'56.715 15 1.783 0.019
14	19 S.OGDEN	GBR	MLav Racing	HONDA	1'45.566	11	1'57.731 15 1.856 0.073
15	18 M.BERTELLE	ITA	Rivacold Snipers Team	HONDA	1'45.595	14	1'57.666 14 1.885 0.029
16	72 T.FURUSATO	JPN	Honda Team Asia	HONDA	1'45.779	11	1'59.465 12 2.069 0.184
17	10 N.CARRARO	ITA	LEVELUP - MTA	KTM	1'45.825	4	1'58.596 13 2.115 0.046
18	31 A.FERNANDEZ	SPA	Leopard Racing	HONDA	1'45.903	14	1'57.540 13 2.193 0.078
19	36 A.PIQUERAS	SPA	Leopard Racing	HONDA	1'45.931	13	1'57.007 13 2.221 0.028
20	58 L.LUNETTA	ITA	SIC58 Squadra Corse	HONDA	1'45.967	12	1'58.180 13 2.257 0.036
21	7 F.FARIOLI	ITA	SIC58 Squadra Corse	HONDA	1'46.168	12	1'58.958 13 2.458 0.201
22	70 J.WHATLEY	GBR	MLav Racing	HONDA	1'46.242	4	1'58.643 12 2.532 0.074
23	55 N.DETTWILER	SWI	CIP Green Power	KTM	1'46.317	11	1'57.833 15 2.607 0.075
24	85 X.ZURUTUZA	SPA	Red Bull KTM Ajo	KTM	1'46.708	13	1'57.703 12 2.998 0.391
25	5 T.BUASRI	THA	Honda Team Asia	HONDA	1'47.391	12	2'00.093 14 3.681 0.683
	21 V.PEREZ	SPA	Red Bull KTM Ajo	KTM			1'58.301 12 14.591 10.910

Pole Position Record:	2020	Tatsuki SUZUKI	1'45.410	151.0 Km/h
Best Race Lap:	2023	Ryusei YAMANAKA	1'46.016	150.1 Km/h
All Time Lap Record:	2024	David ALONSO	1'43.710	153.5 Km/h

The results are provisional until the end of the limit for protest and appeals.

Time limit for protest expires 60' after publication of the results - Time:

These data/results cannot be reproduced, stored and/or transmitted in whole or in part by any manner of electronic, mechanical, photocopying, recording, broadcasting or otherwise now known or herein after developed without the previous express consent by the copyright owner, except for reproduction in daily press and regular printed publications on sale to the public within 60 days of the event related to those data/results and always provided that copyright symbol appears together as follows below.

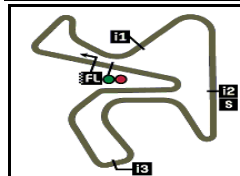
© DORNA, 2024

Official MotoGP Timing by TISSOT

www.motogp.com

Jerez de la Frontera, Saturday, April 27, 2024





4423 m.

GRAN PREMIO ESTRELLA GALICIA 0,0 DE ESPAÑA

Practice Nr. 2

Top Speed & Average

12



Rider	Nation	Motorcycle	Top 5 speeds					Average	Top
78 Joel ESTEBAN	SPA	CFMOTO	209.3	208.4	207.2	207.2	207.2	207.9	209.3
80 David ALONSO	COL	CFMOTO	208.8	206.8	206.1	206.1	205.7	206.7	208.8
55 Noah DETTWILER	SWI	KTM	208.0	206.8	205.7	204.9	204.1	205.6	208.0
58 Luca LUNETTA	ITA	HONDA	207.2	204.9	204.9	204.5	204.1	204.8	207.2
64 David MUÑOZ	SPA	KTM	206.8	206.1	206.1	206.1	205.7	206.2	206.8
66 Joel KELSO	AUS	KTM	206.8	206.5	205.7	204.9	204.9	205.8	206.8
24 Tatsuki SUZUKI	JPN	HUSQVARNA	206.5	205.7	205.3	204.9	204.9	205.5	206.5
85 Xabi ZURUTUZA	SPA	KTM	206.5	206.1	206.1	205.7	205.7	206.0	206.5
12 Jacob ROULSTONE	AUS	GASGAS	206.1	205.3	204.5	200.7	200.7	203.5	206.1
54 Riccardo ROSSI	ITA	KTM	206.1	204.5	203.7	203.7	203.3	204.0	206.1
21 Vicente PEREZ	SPA	KTM	205.7	205.3	204.9	204.5	204.1	204.9	205.7
95 Collin VEIJER	NED	HUSQVARNA	205.7	205.3	204.9	204.5	204.5	205.0	205.7
6 Ryusei YAMANAKA	JPN	KTM	205.3	203.3	203.3	202.6	202.6	203.3	205.3
10 Nicola CARRARO	ITA	KTM	205.3	204.9	204.5	204.5	203.3	204.5	205.3
82 Stefano NEPA	ITA	KTM	205.3	204.5	204.1	203.7	203.0	203.9	205.3
18 Matteo BERTELLE	ITA	HONDA	204.9	204.5	203.7	203.7	203.7	204.1	204.9
96 Daniel HOLGADO	SPA	GASGAS	204.9	203.7	203.3	202.6	202.6	203.3	204.9
5 Tatchakorn BUASRI	THA	HONDA	203.3	203.0	203.0	203.0	202.6	203.0	203.3
31 Adrian FERNANDEZ	SPA	HONDA	203.3	203.3	203.0	202.6	202.2	202.9	203.3
36 Angel PIQUERAS	SPA	HONDA	203.3	202.6	202.2	202.2	202.2	202.5	203.3
48 Ivan ORTOLA	SPA	KTM	203.3	203.0	203.0	202.6	202.6	202.9	203.3
19 Scott OGDEN	GBR	HONDA	203.0	201.8	201.8	201.8	201.4	201.9	203.0
7 Filippo FARIOLI	ITA	HONDA	202.6	202.6	202.2	201.8	201.4	202.0	202.6
72 Taiyo FURUSATO	JPN	HONDA	201.8	201.8	201.4	201.1	201.1	201.4	201.8
70 Joshua WHATLEY	GBR	HONDA	201.1	201.1	200.3	200.3	199.2	200.4	201.1

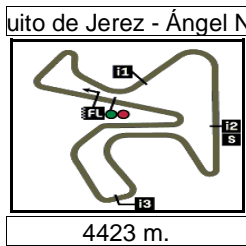
These data/results cannot be reproduced, stored and/or transmitted in whole or in part by any manner of electronic, mechanical, photocopying, recording, broadcasting or otherwise now known or herein after developed without the previous express consent by the copyright owner, except for reproduction in daily press and regular printed publications on sale to the public within 60 days of the event related to those data/results and always provided that copyright symbol appears together as follows below.

© DORNA, 2024

Official MotoGP Timing by TISSOT
www.motogp.com



Jerez de la Frontera, Saturday, April 27, 2024



GRAN PREMIO ESTRELLA GALICIA 0,0 DE ESPAÑA
Practice Nr. 2
Chronological Analysis of Performances

13

* Lap / Sector time cancelled T1 Time from finish line to 1st intermediate T3 Time from 2nd intermed. to 3rd intermed.
P Crossing the finish line in pit lane T2 Time from 1st intermed. to 2nd intermed. T4 Time from 3rd intermediate to finish line

Lap	Lap Time	T1	T2	T3	T4	Speed	Lap	Lap Time	T1	T2	T3	T4	Speed																																																																																																		
1st 80 David ALONSO CFMOTO Gaviota As COL Runs=1 Total laps=15 Full laps=14 Valid laps=14							9	2'00.005	29.090	17.630	36.346	36.939	203.3	10	2'03.762	28.891	17.836	34.724	42.311	202.2	11	2'09.323	35.882	18.685	37.299	37.457	187.8	12	1'57.487	28.953	17.714	34.466	36.354	202.2	13	1'57.007	28.851	17.622	34.294	36.240	202.6																																																																						
1	2'40.147	38.786	20.181	40.916	41.179	198.8	2	2'08.152	32.227	18.783	37.832	39.310	202.2	3	2'05.333	30.992	18.379	37.226	38.736	203.3	4	2'03.108	30.482	18.232	36.545	37.849	203.3	5	2'02.132	30.008	18.302	36.109	37.713	202.2	6	2'02.799	29.819	18.060	36.667	38.253	205.3	7	2'00.799	29.887	17.928	35.812	37.172	206.1	8	2'00.223	29.328	17.688	36.085	37.122	205.3	9	2'03.188	30.394	18.134	36.851	37.809	206.1	10	1'58.480	29.219	17.629	35.092	36.540	206.8	11	1'58.110	28.903	17.758	35.013	36.436	204.9	12	1'59.008	29.550	17.596	35.167	36.695	208.8	13	1'57.469	28.681	17.597	34.632	36.559	205.3	14	1'56.910	28.520	17.776	34.454	36.160	204.9	15	1'56.619	28.572	17.532	34.480	36.035	205.7							
2nd 78 Joel ESTEBAN CFMOTO Gaviota As SPA Runs=1 Total laps=15 Full laps=14 Valid laps=14							1	2'44.587	38.660	19.925	41.365	41.076	199.2	2	2'08.520	32.475	18.880	38.045	39.120	202.6	3	2'04.972	31.054	18.371	37.119	38.428	203.3	4	2'04.281	30.755	18.092	36.838	38.596	204.5	5	2'02.295	30.586	17.840	36.417	37.452	206.5	6	2'00.686	29.714	17.876	35.930	37.166	205.3	7	2'00.151	29.665	17.778	35.721	36.987	206.1	8	1'58.919	29.357	17.656	35.356	36.550	205.7	9	2'00.669	28.996	17.817	36.698	37.158	208.4	10	1'57.945	29.063	17.548	35.023	36.311	206.8	11	2'01.566	29.965	18.318	35.837	37.446	202.2	12	1'57.552	28.842	17.418	34.808	36.484	207.2	13	1'58.234	29.374	17.498	35.050	36.312	207.2	14	1'57.128	28.940	17.559	34.659	35.970	209.3	15	1'56.715	28.990	17.572	34.250	35.903	207.2
3rd 36 Angel PIQUERAS Leopard Racing SPA Runs=2 Total laps=13 Full laps=11 Valid laps=11							1	2'55.555 P	40.065	21.380	43.238	36.865	194.5	2	2'15.250	36.399	19.908	39.710	39.233	193.2	3	2'08.590	31.543	20.188	37.959	38.900	178.2	4	2'03.305	30.298	18.409	36.839	37.759	201.1	5	2'01.707	29.999	18.174	36.034	37.500	201.1	6	2'00.343	29.636	17.978	35.485	37.244	202.2	7	2'00.110	29.504	17.951	35.557	37.098	201.4	8	1'58.774	29.217	17.889	35.070	36.598	201.8																																																	
4th 31 Adrian FERNANDEZ Leopard Racing SPA Runs=2 Total laps=13 Full laps=10 Valid laps=10							1	3'06.783	35.512	19.381	39.247	39.536	199.6	2	2'07.710	31.920	18.809	37.912	39.069	201.8	3	2'02.399 P	31.506	18.766	37.166	34.961	200.3	4	2'08.200	34.464	18.392	37.105	38.239	200.3	5	2'04.118	30.986	18.367	36.888	37.877	200.3	6	2'02.352	30.476	18.108	36.274	37.494	200.7	7	2'01.325	30.148	18.001	35.939	37.237	201.8	8	2'00.482	29.720	17.965	35.769	37.028	201.8	9	1'59.776	29.618	17.923	35.279	36.956	202.2	10	1'59.554	29.558	17.721	35.435	36.840	202.6	11	1'58.291	29.204	17.666	34.903	36.518	203.0	12	1'58.061	29.072	17.568	35.057	36.364	203.3	13	1'57.540	29.039	17.563	34.590	36.348	203.3														
5th 18 Matteo BERTELLE Rivacold Snipers Tea ITA Runs=1 Total laps=14 Full laps=13 Valid laps=13							1	5'17.565	35.270	19.125	38.570	38.630	200.7	2	2'05.648	31.570	18.220	37.701	38.157	203.0	3	2'05.228	31.085	18.637	37.425	38.081	201.1	4	2'02.653	30.405	18.301	36.443	37.504	201.4	5	2'01.482	30.091	18.031	36.215	37.145	202.2	6	2'00.770	29.956	17.877	35.901	37.036	203.0	7	2'00.272	29.615	17.862	35.868	36.927	203.7	8	2'00.565	30.129	17.942	35.578	36.916	202.6	9	1'58.834	29.281	17.812	35.261	36.480	202.2	10	1'58.432	29.149	17.739	35.173	36.371	203.7	11	1'58.004	28.957	17.599	35.139	36.309	204.9	12	1'58.169	29.014	17.593	35.124	36.438	204.5	13	1'59.205	28.888	17.763	36.104	36.450	203.3	14	1'57.666	28.931	17.660	34.796	36.279	203.7							
6th 85 Xabi ZURUTUZA Red Bull KTM Ajo SPA Runs=1 Total laps=15 Full laps=14 Valid laps=14							1	3'10.733	34.452	18.852	38.079	39.666	202.6	2	2'04.699	30.768	18.330	37.019	38.582	205.3	3	2'04.247	30.675	18.655	36.803	38.114	201.8	4	2'01.730	30.085	18.111	35.946	37.588	202.6	5	2'00.239	29.466	17.941	35.430	37.402	204.5																																																																						

Fastest Lap: David ALONSO CFMOTO Gaviota As COL **1'56.619** 28.572 17.532 34.480 36.035

These data/results cannot be reproduced, stored and/or transmitted in whole or in part by any manner of electronic, mechanical, photocopying, recording, broadcasting or otherwise now known or herein after developed without the previous express consent by the copyright owner, except for reproduction in daily press and regular printed publications on sale to the public within 60 days of the event related to those data/results and always provided that copyright symbol appears together as follows below.
© DORNA, 2024

Practice Nr. 2

Moto3

Lap	Lap Time	T1	T2	T3	T4	Speed	Lap	Lap Time	T1	T2	T3	T4	Speed
6	2'00.039	29.410	17.979	35.323	37.327	203.3	8	2'01.880	29.993	18.049	36.164	37.674	204.1
7	1'59.149	29.198	17.794	35.059	37.098	205.7	9	2'00.146	29.448	17.849	35.656	37.193	204.9
8	1'59.381	29.257	17.821	35.109	37.194	204.5	10	2'05.047	29.275	17.799	37.963	40.010	204.9
9	1'59.375	29.224	17.727	35.248	37.176	204.5	11	2'10.674	29.922	18.041	38.715	43.996	202.6
10	1'58.820	29.291	17.709	34.955	36.865	205.7	12	1'59.495	29.463	17.713	35.408	36.911	204.5
11	1'58.287	28.980	17.617	34.924	36.766	206.1	13	1'58.180	29.264	17.568	34.885	36.463	207.2
12	1'57.703	28.836	17.589	34.621	36.657	206.1							
13	1'59.918	28.884	17.634	34.683	38.717	204.1							
14	2'02.316	31.243	18.088	35.123	37.862	203.0							
15	1'57.778	28.920	17.615	34.704	36.539	206.5							

7th		19	Scott OGDEN	MLav Racing	GBR	
		Runs=1	Total laps=15	Full laps=14	Valid laps=14	
1	3'06.053	35.718	19.959	40.339	40.737	194.9
2	2'10.353	32.460	18.959	38.986	39.948	199.2
3	2'06.600	31.171	18.554	38.161	38.714	200.7
4	2'05.328	31.088	18.370	37.389	38.481	200.3
5	2'02.601	30.284	18.109	36.332	37.876	200.7
6	2'01.595	29.997	17.972	36.215	37.411	200.7
7	2'00.434	29.613	17.850	35.774	37.197	201.4
8	2'00.630	29.499	17.945	35.961	37.225	200.3
9	1'59.922	29.439	17.795	35.625	37.063	201.8
10	1'59.049	29.314	17.658	35.313	36.764	201.8
11	1'58.549	29.133	17.721	35.068	36.627	201.4
12	1'58.173	29.026	17.707	34.852	36.588	201.8
13	1'58.075	28.971	17.680	34.862	36.562	200.7
14	2'00.731	28.986	17.871	36.846	37.028	199.2
15	1'57.731	28.924	17.605	34.866	36.336	203.0

8th		55	Noah DETTWILER	CIP Green Power	SWI	
		Runs=1	Total laps=15	Full laps=14	Valid laps=14	
1	3'10.927	40.355	20.916	43.061	42.733	193.8
2	2'11.385	33.125	19.336	39.452	39.472	198.8
3	2'06.330	31.200	18.292	38.369	38.469	203.7
4	2'03.641	30.490	18.100	37.307	37.744	203.7
5	2'02.967	30.107	18.054	36.856	37.950	203.7
6	2'00.689	29.562	17.791	35.977	37.359	204.1
7	2'00.252	29.604	17.796	35.656	37.196	203.0
8	1'59.610	29.509	17.836	35.357	36.908	202.6
9	1'59.817	29.162	17.729	36.074	36.852	203.0
10	1'58.395	29.140	17.556	35.135	36.564	204.1
11	1'57.903	28.935	17.492	35.130	36.346	205.7
12	1'57.995	28.784	17.423	35.213	36.575	208.0
13	1'57.996	28.861	17.478	35.315	36.342	206.8
14	1'57.890	28.831	17.595	35.030	36.434	204.9
15	1'57.833	28.912	17.659	35.000	36.262	203.7

9th		58	Luca LUNETTA	SIC58 Squadra Corse	ITA		
		Runs=2	Total laps=13	Full laps=11	Valid laps=11		
1	2'25.014	P	39.171	20.665	43.326	36.967	196.3
2	2'14.842		35.213	19.328	39.833	40.468	201.8
3	2'09.000		32.047	18.663	38.705	39.585	203.0
4	2'07.083		31.507	18.609	37.970	38.997	202.6
5	2'05.417		31.294	18.406	37.212	38.505	203.3
6	2'04.043		30.626	18.199	37.053	38.165	204.1
7	2'02.792		30.326	18.121	36.606	37.739	204.1

10th		82	Stefano NEPA	LEVELUP - MTA	ITA		
		Runs=1	Total laps=13	Full laps=12	Valid laps=12		
1	4'27.811		37.031	20.171	40.909	41.659	197.4
2	2'08.935		32.188	18.944	38.600	39.203	200.0
3	2'05.156		31.077	18.402	37.477	38.200	201.4
4	2'03.414		30.535	18.324	36.752	37.803	201.8
5	2'02.176		30.243	18.061	36.393	37.479	202.6
6	2'00.998		29.999	17.969	35.840	37.190	203.0
7	2'00.667		29.895	17.946	35.721	37.105	202.6
8	1'59.881		29.705	17.774	35.500	36.902	204.1
9	2'05.552		33.163	18.628	36.209	37.552	198.5
10	1'58.887		29.291	17.597	35.279	36.720	205.3
11	2'04.293		29.242	17.719	39.770	37.562	203.7
12	1'58.258		29.055	17.665	34.964	36.574	204.5
13	1'58.763		29.211	17.806	34.916	36.830	203.0
	PIT		34.199	18.483	35.963	31.993	192.1

11th		21	Vicente PEREZ	Red Bull KTM Ajo	SPA		
		Runs=2	Total laps=12	Full laps=9	Valid laps=9		
1	2'52.245		37.672	21.057	42.574	41.068	194.2
2	2'06.680		32.136	18.698	37.777	38.069	202.6
3	2'02.825		30.580	18.062	36.480	37.703	204.5
4	2'02.255		30.168	18.179	36.288	37.620	202.6
5	2'01.316		29.852	17.901	36.189	37.374	205.7
6	2'00.714		29.888	17.753	35.936	37.137	205.3
7	2'02.154	P	31.840	18.690	37.681	33.943	197.8
8	2'12.594		35.677	18.498	41.225	37.194	202.6
9	2'00.184		29.649	17.762	35.621	37.152	203.7
10	1'59.420		29.483	17.793	35.266	36.878	204.1
11	2'02.521		32.153	18.480	35.262	36.626	203.3
12	1'58.301		29.178	17.618	35.060	36.445	204.9

12th		10	Nicola CARRARO	LEVELUP - MTA	ITA		
		Runs=1	Total laps=13	Full laps=12	Valid laps=11		
1	5'45.389		39.264	20.502	43.922	46.495	196.0
2	2'11.428		32.969	19.196	39.308	39.955	199.6
3	2'05.928		31.124	18.365	37.780	38.659	203.0
4	2'04.464		30.603	18.219	37.365	38.277	203.3
5	2'04.625		30.411	18.212	37.456	38.546	201.1
6	2'02.386		29.935	18.069	36.651	37.731	201.8
7	2'05.075		29.827	18.083	39.156	38.009	202.2
8	2'00.831		29.502	17.779	36.015	37.535	204.5
9	2'05.721		30.015	18.104	39.378	38.224	201.8
10	2'00.472	*	29.521	17.833	35.635	37.483*	204.9
11	2'03.267		33.080	17.794	35.417	36.976	204.5
12	1'59.197		29.339	17.691	35.205	36.962	205.3
13	1'58.596		29.133	17.764	35.244	36.455	203.0

Fastest Lap: David ALONSO CFMOTO Gaviota As COL 1'56.619 28.572 17.532 34.480 36.035

These data/results cannot be reproduced, stored and/or transmitted in whole or in part by any manner of electronic, mechanical, photocopying, recording, broadcasting or otherwise now known or herein after developed without the previous express consent by the copyright owner, except for reproduction in daily press and regular printed publications on sale to the public within 60 days of the event related to those data/results and always provided that copyright symbol appears together as follows below.
© DORNA, 2024

Practice Nr. 2

Moto3

Lap	Lap Time	T1	T2	T3	T4	Speed	Lap	Lap Time	T1	T2	T3	T4	Speed
13th	70	Joshua WHATLEY MLav Racing GBR					5	2'05.601	31.154	18.599	37.223	38.625	200.3
		Runs=2	Total laps=12	Full laps=9	Valid laps=9		6	2'03.792	30.449	18.308	36.961	38.074	200.3
1	3'11.568	37.017	20.477	41.025	40.182	191.4	7	2'02.626	30.079	17.989	36.442	38.116	202.6
2	2'10.385	32.507	19.591	38.890	39.397	198.8	8	2'02.502	30.046	18.190	36.367	37.899	201.1
3	2'06.182	30.956	18.802	38.133	38.291	200.3	9	2'02.018	30.142	18.190	36.063	37.623	201.4
4	2'03.936	30.377	18.353	37.252	37.954	200.3	10	2'00.489	29.477	17.978	35.629	37.405	202.2
5	2'03.502	30.173	18.223	36.998	38.108	201.1	11	2'00.227	29.568	17.971	35.449	37.239	201.4
6	2'02.038	30.194	18.084	35.883	37.877	199.2	12	1'59.764	29.510	17.918	35.184	37.152	201.8
7	2'06.537	30.519	18.403	36.448	41.167	201.1	13	1'58.958	29.320	17.875	34.868	36.895	202.6
8	2'10.874 P	33.741	19.379	41.631	36.123	184.3	17th 64 David MUÑOZ BOE Motorsports SPA						
9	2'09.511	34.233	19.496	38.719	37.063	178.5		Runs=1	Total laps=8	Full laps=7	Valid laps=7		
10	1'59.837	29.455	18.130	35.218	37.034	198.5	1	2'54.422	36.228	19.293	38.968	39.278	202.6
11	1'59.801	29.491	18.252	35.081	36.977	198.5	2	2'03.322	31.032	18.101	36.479	37.710	206.1
12	1'58.643	29.086	18.021	35.023	36.513	198.5	3	2'02.143	29.925	17.904	36.277	38.037	206.1
14th 6 Ryusei YAMANAKA MT Helmets - MSI JPN							4	2'01.533	29.899	17.971	36.131	37.532	205.7
		Runs=1	Total laps=14	Full laps=13	Valid laps=13		5	2'00.696	29.627	17.873	35.741	37.455	206.8
1	5'14.538	36.621	19.892	42.161	42.038	197.8	6	1'59.769	29.234	17.899	35.511	37.125	204.9
2	2'11.529	32.998	19.232	39.346	39.953	201.4	7	1'59.290	29.418	17.808	35.216	36.848	206.1
3	2'07.418	31.641	18.644	38.146	38.987	201.4	8	1'59.132	29.160	17.741	35.244	36.987	204.5
4	2'04.639	30.806	18.337	37.034	38.462	202.6	PIT 31.984 18.680 36.788 32.960 198.1						
5	2'03.698	30.289	18.282	36.802	38.325	202.2	18th 95 Collin VEIJER Liqui Moly Husqvarna NED						
6	2'03.116	30.225	18.211	36.593	38.087	202.2		Runs=1	Total laps=13	Full laps=12	Valid laps=11		
7	2'02.837	30.397	18.275	36.416	37.749	201.8	1	5'43.898	38.404	20.537	42.182	41.954	191.4
8	2'01.397	29.769	18.060	36.030	37.538	202.6	2	2'09.754	32.511	18.920	38.777	39.546	200.3
9	2'00.277	29.555	17.996	35.560	37.166	203.3	3	2'07.772	31.716	19.200	38.127	38.729	186.8
10	1'59.567	29.332	17.910	35.385	36.940	203.3	4	2'05.348	31.167	18.585	37.224	38.372	200.0
11	2'00.274	29.661	18.004	35.479	37.130	202.2	5	2'04.174	30.616	18.289	37.142	38.127	203.0
12	1'58.899	29.261	17.911	35.064	36.663	202.6	6	2'06.870	30.351	18.378	40.017	38.124	200.0
13	1'59.434	29.164	17.798	35.660	36.812	205.3	7	2'02.279	30.139	18.103	36.255	37.782	203.3
14	1'58.685	29.169	17.893	34.999	36.624	201.1	8	2'01.715	29.937	17.950	36.371	37.457	205.3
15th 54 Riccardo ROSSI CIP Green Power ITA							9	2'01.299	29.874	18.040	36.003	37.382	203.3
		Runs=1	Total laps=15	Full laps=14	Valid laps=14		10	2'05.745 *	34.130	17.972	36.030	37.613*	204.5
1	3'04.783	37.415	20.371	42.336	42.586	197.4	11	1'59.977	29.619	17.879	35.532	36.947	204.5
2	2'12.560	33.529	19.172	39.859	40.000	200.0	12	2'02.273	29.440	17.834	36.740	38.259	205.7
3	2'08.320	31.773	18.516	38.601	39.430	204.5	13	1'59.432	29.297	17.767	35.421	36.947	204.9
4	2'05.787	31.023	18.371	37.751	38.642	203.0	19th 72 Taiyo FURUSATO Honda Team Asia JPN						
5	2'03.790	30.552	18.228	36.973	38.037	203.0		Runs=1	Total laps=14	Full laps=13	Valid laps=12		
6	2'04.472	30.537	18.372	37.568	37.995	203.3	1	4'09.687	35.408	19.943	40.544	40.965	196.3
7	2'03.207	30.475	18.169	36.717	37.846	203.3	2	2'09.176	31.778	18.993	38.801	39.604	198.8
8	2'02.556	30.200	18.125	36.498	37.733	202.2	3	2'06.732	31.431	18.722	37.843	38.736	200.0
9	2'01.161	30.045	18.003	35.992	37.121	203.7	4	2'04.392	30.680	18.514	36.996	38.202	200.7
10	2'00.571	29.604	17.832	35.894	37.241	206.1	5	2'03.749	30.515	18.392	36.802	38.040	200.0
11	2'01.212	29.974	18.045	36.017	37.176	202.2	6	2'02.574	30.258	18.374	36.322	37.620	201.1
12	2'00.103	29.536	17.911	35.676	36.980	202.2	7	2'01.985	29.959	18.312	36.252	37.462	200.7
13	1'59.385	29.321	17.775	35.474	36.815	202.6	8	2'01.720	29.870	18.231	36.262	37.357	200.7
14	1'59.209	29.356	17.729	35.258	36.866	203.7	9	2'00.642	29.613	18.032	35.889	37.108	201.8
15	1'58.696	29.258	17.700	35.192	36.546	203.3	10	2'00.368	29.464	17.963	35.816	37.125	201.8
16th 7 Filippo FARIOLI SIC58 Squadra Corse ITA							11	1'59.888 *	29.368	18.025	35.556	36.939*	201.1
		Runs=2	Total laps=13	Full laps=11	Valid laps=11		12	1'59.465	29.252	18.001	35.357	36.855	201.4
1	2'26.642 P	41.452	20.746	42.827	37.302	196.7	13	1'59.644	29.137	18.033	35.253	37.221	199.6
2	2'16.911	35.919	19.439	40.494	41.059	198.1	14	1'59.536	29.155	17.994	35.556	36.831	200.7
3	2'11.966	33.664	19.287	39.343	39.672	198.1							
4	2'07.724	31.722	18.741	37.875	39.386	199.2							

Fastest Lap: David ALONSO CFMOTO Gaviota As COL **1'56.619** 28.572 17.532 34.480 36.035

These data/results cannot be reproduced, stored and/or transmitted in whole or in part by any manner of electronic, mechanical, photocopying, recording, broadcasting or otherwise now known or herein after developed without the previous express consent by the copyright owner, except for reproduction in daily press and regular printed publications on sale to the public within 60 days of the event related to those data/results and always provided that copyright symbol appears together as follows below.
© DORNA, 2024

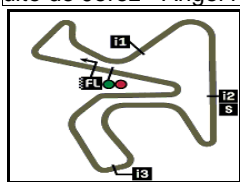
Practice Nr. 2

Moto3

Lap	Lap Time	T1	T2	T3	T4	Speed	Lap	Lap Time	T1	T2	T3	T4	Speed
20th	24	Tatsuki SUZUKI Liqui Moly Husqvarna JPN					9	2'04.401	30.020	18.012	36.051	40.318	200.0
		Runs=2	Total laps=12	Full laps=9	Valid laps=9	10	2'02.208	29.889	18.064	36.336	37.919	203.0	
1	2'50.998	33.963	19.193	38.644	39.734	199.2	11	2'01.230 *	29.877	17.894	35.753	37.706*	201.8
2	2'05.431	31.374	18.503	37.094	38.460	202.2	12	2'02.487	30.956	18.248	35.850	37.433	196.0
3	2'03.524	30.454	18.193	36.953	37.924	202.2	13	2'00.292	29.426	17.890	35.461	37.515	200.3
4	2'01.879	30.271	17.895	36.210	37.503	204.5	14	2'00.093	29.651	17.822	35.464	37.156	203.3
5	2'00.670	29.656	17.809	35.981	37.224	205.7	24th 66 Joel KELSO BOE Motorsports AUS						
6	2'00.002	29.559	17.835	35.629	36.979	204.9	Runs=1	Total laps=9	Full laps=8	Valid laps=8			
7	2'00.114	29.600	17.843	35.522	37.149	205.3	1	5'44.348	38.031	20.427	42.511	41.884	194.9
8	2'00.095	29.339	17.650	35.683	37.423	206.5	2	2'09.950	32.529	18.760	39.311	39.350	203.7
9	1'59.578 P	30.251	18.007	36.033	35.287	204.1	3	2'09.277	31.574	19.035	39.831	38.837	183.9
10	2'04.494	33.699	17.855	35.536	37.404	203.7	4	2'04.223	30.726	18.206	36.908	38.383	204.9
11	1'59.569	29.526	17.766	35.245	37.032	203.7	5	2'04.618	30.277	18.204	37.285	38.852	205.7
12	1'59.686	29.298	17.756	35.529	37.103	204.9	6	2'02.600	30.207	18.049	36.592	37.752	204.5
	PIT	29.411	17.809	40.082	38.949	203.7	7	2'06.744	33.932	18.284	36.718	37.810	204.9
21st 48 Ivan ORTOLA MT Helmets - MSI SPA						8	2'00.805	29.799	17.877	36.068	37.061	206.5	
		Runs=1	Total laps=13	Full laps=12	Valid laps=12	9	2'00.956	29.603	17.878	36.139	37.336	206.8	
1	5'12.488	39.074	20.270	41.656	41.120	198.8	PIT 35.843 18.611 38.812 36.212 198.5						
2	2'09.981	33.042	19.321	38.274	39.344	198.5	25th 12 Jacob ROULSTONE Red Bull GASGAS Te AUS						
3	2'06.425	31.634	18.734	37.703	38.354	203.0	Runs=2	Total laps=8	Full laps=5	Valid laps=5			
4	2'04.380	30.820	18.290	36.843	38.427	202.6	1	4'28.376	41.138	21.781	42.457	42.793	194.2
5	2'04.184	30.816	18.498	36.793	38.077	201.4	2	2'13.981	33.293	19.855	40.163	40.670	195.6
6	2'03.790	30.595	18.388	36.861	37.946	202.2	3	2'09.239	32.362	18.728	38.618	39.531	200.7
7	2'03.016	30.155	18.336	36.523	38.002	200.7	4	2'05.611	31.198	18.766	37.168	38.479	199.2
8	2'01.866	30.038	18.209	36.091	37.528	201.4	5	2'04.587	30.681	18.360	37.016	38.530	200.7
9	2'01.032	29.684	18.096	35.713	37.539	203.0	6	2'02.139	30.248	18.071	36.123	37.697	206.1
10	2'02.517	30.361	18.017	35.989	38.150	202.6	7	2'00.983 P	32.830	18.928	36.799	32.426	192.1
11	1'59.913	29.434	17.948	35.336	37.195	203.3	8	2'06.344	35.318	18.012	35.605	37.409	205.3
12	1'59.624	29.359	18.031	35.111	37.123	201.8	unfinished 29.242 17.691 34.799 204.5						
13	2'00.036	29.327	17.895	35.621	37.193	202.6							
	PIT	29.551	18.086	35.553	32.824	201.8							
22nd 96 Daniel HOLGADO Red Bull GASGAS Te SPA													
		Runs=2	Total laps=10	Full laps=7	Valid laps=7								
1	3'33.259	37.038	20.428	42.090	42.189	195.6							
2	2'15.516	33.927	19.525	40.662	41.402	200.0							
3	2'12.254	33.109	19.399	39.458	40.288	199.6							
4	2'07.835	31.877	18.889	37.785	39.284	201.1							
5	2'06.162	30.886	18.511	37.661	39.104	203.7							
6	2'02.014 P	30.909	18.623	37.611	34.871	202.6							
7	2'10.147	34.923	18.569	37.189	39.466	202.6							
8	2'02.600	30.073	18.261	36.235	38.031	202.6							
9	2'01.172	29.620	18.171	35.851	37.530	203.3							
10	1'59.949	29.482	17.979	35.379	37.109	204.9							
23rd 5 Tatchakorn BUASRI Honda Team Asia THA													
		Runs=1	Total laps=14	Full laps=13	Valid laps=12								
1	3'41.000	37.423	19.965	40.318	40.891	197.0							
2	2'10.986	32.750	19.105	39.189	39.942	200.3							
3	2'08.218	32.003	18.794	38.190	39.231	199.2							
4	2'06.225	31.288	18.480	37.389	39.068	201.1							
5	2'04.198	30.727	18.237	36.993	38.241	203.0							
6	2'02.911	30.482	18.037	36.555	37.837	203.0							
7	2'03.292	30.416	18.212	36.766	37.898	201.8							
8	2'01.468	29.820	17.926	36.056	37.666	202.6							

Fastest Lap: David ALONSO CFMOTO Gaviota As COL **1'56.619** 28.572 17.532 34.480 36.035

These data/results cannot be reproduced, stored and/or transmitted in whole or in part by any manner of electronic, mechanical, photocopying, recording, broadcasting or otherwise now known or herein after developed without the previous express consent by the copyright owner, except for reproduction in daily press and regular printed publications on sale to the public within 60 days of the event related to those data/results and always provided that copyright symbol appears together as follows below.
© DORNA, 2024



4423 m.

GRAN PREMIO ESTRELLA GALICIA 0,0 DE ESPAÑA

Practice Nr. 2

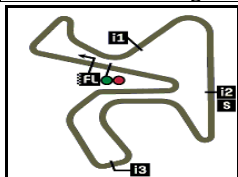
Best Partial Times

IT Ideal Lap Time, sum of the best partial times

BT Best Lap Time

T1		T2		T3		T4						
Pos	Rider	Time	Rider	Time	Rider	Time	Rider	Time	Pos	Rider	IT	BT
1	D.ALONSO	28.520	J.ESTEBAN	17.418	J.ESTEBAN	34.250	J.ESTEBAN	35.903	1	J.ESTEBAN	1'56.413	1'56.715 (2)
2	N.DETTWILER	28.784	N.DETTWILER	17.423	A.PIQUERAS	34.294	D.ALONSO	36.035	2	D.ALONSO	1'56.541	1'56.619 (1)
3	X.ZURUTUZA	28.836	D.ALONSO	17.532	D.ALONSO	34.454	A.PIQUERAS	36.240	3	A.PIQUERAS	1'57.007	1'57.007 (3)
4	J.ESTEBAN	28.842	A.FERNANDEZ	17.563	A.FERNANDEZ	34.590	N.DETTWILER	36.262	4	N.DETTWILER	1'57.469	1'57.833 (8)
5	A.PIQUERAS	28.851	L.LUNETTA	17.568	X.ZURUTUZA	34.621	M.BERTELLE	36.279	5	A.FERNANDEZ	1'57.540	1'57.540 (4)
6	M.BERTELLE	28.888	X.ZURUTUZA	17.589	M.BERTELLE	34.796	S.OGDEN	36.336	6	M.BERTELLE	1'57.556	1'57.666 (5)
7	S.OGDEN	28.924	M.BERTELLE	17.593	J.ROULSTONE	34.799	A.FERNANDEZ	36.348	7	X.ZURUTUZA	1'57.585	1'57.703 (6)
8	A.FERNANDEZ	29.039	S.NEPA	17.597	S.OGDEN	34.852	V.PEREZ	36.445	8	S.OGDEN	1'57.717	1'57.731 (7)
9	S.NEPA	29.055	S.OGDEN	17.605	F.FARIOLI	34.868	N.CARRARO	36.455	9	S.NEPA	1'58.142	1'58.258 (10)
10	J.WHATLEY	29.086	V.PEREZ	17.618	L.LUNETTA	34.885	L.LUNETTA	36.463	10	L.LUNETTA	1'58.180	1'58.180 (9)
11	N.CARRARO	29.133	A.PIQUERAS	17.622	S.NEPA	34.916	J.WHATLEY	36.513	11	V.PEREZ	1'58.301	1'58.301 (11)
12	T.FURUSATO	29.137	T.SUZUKI	17.650	R.YAMANAKA	34.999	X.ZURUTUZA	36.539	12	N.CARRARO	1'58.484	1'58.596 (12)
13	D.MUÑOZ	29.160	N.CARRARO	17.691	N.DETTWILER	35.000	R.ROSSI	36.546	13	R.YAMANAKA	1'58.585	1'58.685 (14)
14	R.YAMANAKA	29.164	J.ROULSTONE	17.691	J.WHATLEY	35.023	S.NEPA	36.574	14	J.WHATLEY	1'58.643	1'58.643 (13)
15	V.PEREZ	29.178	R.ROSSI	17.700	V.PEREZ	35.060	R.YAMANAKA	36.624	15	R.ROSSI	1'58.696	1'58.696 (15)
16	J.ROULSTONE	29.242	D.MUÑOZ	17.741	I.ORTOLA	35.111	T.FURUSATO	36.831	16	F.FARIOLI	1'58.958	1'58.958 (16)
17	R.ROSSI	29.258	C.VEIJER	17.767	R.ROSSI	35.192	D.MUÑOZ	36.848	17	D.MUÑOZ	1'58.965	1'59.132 (17)
18	L.LUNETTA	29.264	R.YAMANAKA	17.798	N.CARRARO	35.205	F.FARIOLI	36.895	18	J.ROULSTONE	1'59.141	2'02.139 (25)
19	C.VEIJER	29.297	T.BUASRI	17.822	D.MUÑOZ	35.216	C.VEIJER	36.947	19	T.SUZUKI	1'59.172	1'59.569 (20)
20	T.SUZUKI	29.298	F.FARIOLI	17.875	T.SUZUKI	35.245	T.SUZUKI	36.979	20	T.FURUSATO	1'59.184	1'59.465 (19)
21	F.FARIOLI	29.320	J.KELSO	17.877	T.FURUSATO	35.253	J.KELSO	37.061	21	C.VEIJER	1'59.432	1'59.432 (18)
22	I.ORTOLA	29.327	I.ORTOLA	17.895	D.HOLGADO	35.379	D.HOLGADO	37.109	22	I.ORTOLA	1'59.456	1'59.624 (21)
23	T.BUASRI	29.426	T.FURUSATO	17.963	C.VEIJER	35.421	I.ORTOLA	37.123	23	T.BUASRI	1'59.865	2'00.093 (23)
24	D.HOLGADO	29.482	D.HOLGADO	17.979	T.BUASRI	35.461	T.BUASRI	37.156	24	D.HOLGADO	1'59.949	1'59.949 (22)

These data/results cannot be reproduced, stored and/or transmitted in whole or in part by any manner of electronic, mechanical, photocopying, recording, broadcasting or otherwise now known or herein after developed without the previous express consent by the copyright owner, except for reproduction in daily press and regular printed publications on sale to the public within 60 days of the event related to those data/results and always provided that copyright symbol appears together as follows below.
© DORNA, 2024



4423 m.

GRAN PREMIO ESTRELLA GALICIA 0,0 DE ESPAÑA

Practice Nr. 2

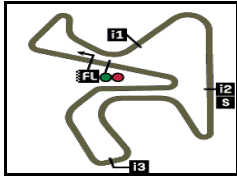
Best Partial Times

IT Ideal Lap Time, sum of the best partial times

BT Best Lap Time

		T1		T2		T3		T4				
<i>Pos</i>	<i>Rider</i>	<i>Time</i>	<i>Rider</i>	<i>Time</i>	<i>Rider</i>	<i>Time</i>	<i>Rider</i>	<i>Time</i>	<i>Pos</i>	<i>Rider</i>	<i>IT</i>	<i>BT</i>
25	J.KELSO	29.603	J.WHATLEY	18.021	J.KELSO	36.068	J.ROULSTONE	37.409	25	J.KELSO	2'00.609	2'00.805 (24)

These data/results cannot be reproduced, stored and/or transmitted in whole or in part by any manner of electronic, mechanical, photocopying, recording, broadcasting or otherwise now known or herein after developed without the previous express consent by the copyright owner, except for reproduction in daily press and regular printed publications on sale to the public within 60 days of the event related to those data/results and always provided that copyright symbol appears together as follows below.
© DORNA, 2024




4423 m.

GRAN PREMIO ESTRELLA GALICIA 0,0 DE ESPAÑA

Practice Nr. 2

Fastest Laps Sequence

<i>Practice Time</i>	 <i>Rider</i>	<i>Nation</i>	<i>Motorcycle</i>	<i>Time</i>	<i>Km/h</i>	<i>Rider's Lap</i>
4'48.299	80 David ALONSO	COL	CFMOTO	2'08.152	124.2	2
4'56.429	24 Tatsuki SUZUKI	JPN	HUSQVARNA	2'05.431	126.9	2
4'57.744	64 David MUÑOZ	SPA	KTM	2'03.322	129.1	2
6'59.887	64 David MUÑOZ	SPA	KTM	2'02.143	130.3	3
9'01.420	64 David MUÑOZ	SPA	KTM	2'01.533	131.0	4
11'02.116	64 David MUÑOZ	SPA	KTM	2'00.696	131.9	5
11'02.502	24 Tatsuki SUZUKI	JPN	HUSQVARNA	2'00.670	131.9	5
11'21.648	85 Xabi ZURUTUZA	SPA	KTM	2'00.239	132.4	5
13'01.885	64 David MUÑOZ	SPA	KTM	1'59.769	132.9	6
15'01.175	64 David MUÑOZ	SPA	KTM	1'59.290	133.4	7
15'20.836	85 Xabi ZURUTUZA	SPA	KTM	1'59.149	133.6	7
17'00.307	64 David MUÑOZ	SPA	KTM	1'59.132	133.6	8
17'04.411	78 Joel ESTEBAN	SPA	CFMOTO	1'58.919	133.8	8
20'06.707	36 Angel PIQUERAS	SPA	HONDA	1'58.774	134.0	8
21'03.025	78 Joel ESTEBAN	SPA	CFMOTO	1'57.945	135.0	10
23'31.916	55 Noah DETTWILER	SWI	KTM	1'57.903	135.0	11
25'02.143	78 Joel ESTEBAN	SPA	CFMOTO	1'57.552	135.4	12
26'58.948	80 David ALONSO	COL	CFMOTO	1'57.469	135.5	13
28'55.858	80 David ALONSO	COL	CFMOTO	1'56.910	136.1	14
30'52.477	80 David ALONSO	COL	CFMOTO	1'56.619	136.5	15

These data/results cannot be reproduced, stored and/or transmitted in whole or in part by any manner of electronic, mechanical, photocopying, recording, broadcasting or otherwise now known or herein after developed without the previous express consent by the copyright owner, except for reproduction in daily press and regular printed publications on sale to the public within 60 days of the event related to those data/results and always provided that copyright symbol appears together as follows below.

© DORNA, 2024

Official MotoGP Timing by TISSOT
www.motogp.com



Jerez de la Frontera, Saturday, April 27, 2024