


5513 m.

## RED BULL GRAND PRIX OF THE AMERICAS

## Practice Nr. 1

## Classification

6

	Rider	Nation	Team	Motorcycle	Time	Lap	Total	Gap	Top Speed
1	David ALONSO	COL	CFMOTO Valresa Aspar Team	CFMOTO	2'15.173	13	14		235.2
2	99 Jose Antonio RUEDA	SPA	Red Bull KTM Ajo	KTM	2'15.330	11	12	0.157 0.157	236.3
3	36 Angel PIQUERAS	SPA	Leopard Racing	HONDA	2'15.490	11	11	0.317 0.160	238.9
4	96 Daniel HOLGADO	SPA	Red Bull GASGAS Tech3	GASGAS	2'15.567	12	12	0.394 0.077	239.4
5	48 Ivan ORTOLA	SPA	MT Helmets - MSI	KTM	2'15.606	5	8	0.433 0.039	236.3
6	66 Joel KELSO	AUS	BOE Motorsports	KTM	2'15.767	9	10	0.594 0.161	235.8
7	12 Jacob ROULSTONE	AUS	Red Bull GASGAS Tech3	GASGAS	2'15.987	11	13	0.814 0.220	236.3
8	64 David MUÑOZ	SPA	BOE Motorsports	KTM	2'15.987	11	11	0.814	238.9
9	72 Taiyo FURUSATO	JPN	Honda Team Asia	HONDA	2'16.092	11	11	0.919 0.105	233.2
10	82 Stefano NEPA	ITA	LEVELUP - MTA	KTM	2'16.135	11	11	0.962 0.043	238.4
11	18 Matteo BERTELLE	ITA	Rivacold Snipers Team	HONDA	2'16.206	12	12	1.033 0.071	234.7
12	6 Ryusei YAMANAKA	JPN	MT Helmets - MSI	KTM	2'16.218	10	11	1.045 0.012	236.8
13	19 Scott OGDEN	GBR	MLav Racing	HONDA	2'16.377	9	11	1.204 0.159	234.7
14	22 David ALMANSA	SPA	Rivacold Snipers Team	HONDA	2'16.381	11	12	1.208 0.004	234.7
15	31 Adrian FERNANDEZ	SPA	Leopard Racing	HONDA	2'16.393	11	13	1.220 0.012	234.7
16	24 Tatsuki SUZUKI	JPN	Liqui Moly Husqvarna Intact GP	HUSQVARNA	2'16.448	10	12	1.275 0.055	238.9
17	58 Luca LUNETTA	ITA	SIC58 Squadra Corse	HONDA	2'16.484	12	12	1.311 0.036	236.8
18	95 Collin VEIJER	NED	Liqui Moly Husqvarna Intact GP	HUSQVARNA	2'16.496	6	9	1.323 0.012	234.7
19	7 Filippo FARIOLI	ITA	SIC58 Squadra Corse	HONDA	2'16.570	11	12	1.397 0.074	235.8
20	78 Joel ESTEBAN	SPA	CFMOTO Valresa Aspar Team	CFMOTO	2'16.610	11	11	1.437 0.040	236.8
21	10 Nicola CARRARO	ITA	LEVELUP - MTA	KTM	2'16.808	11	13	1.635 0.198	240.0
22	85 Xabi ZURUTUZA	SPA	Red Bull KTM Ajo	KTM	2'16.953	10	11	1.780 0.145	238.4
23	54 Riccardo ROSSI	ITA	CIP Green Power	KTM	2'17.323	6	11	2.150 0.370	236.3
24	70 Joshua WHATLEY	GBR	MLav Racing	HONDA	2'17.818	9	9	2.645 0.495	231.7
25	55 Noah DETTWILER	SWI	CIP Green Power	KTM	2'18.376	7	12	3.203 0.558	234.2
26	5 Tatchakorn BUASRI	THA	Honda Team Asia	HONDA	2'18.633	6	6	3.460 0.257	234.2

Practice condition: Dry

Air: 25°

Humidity: 34%

Ground: 42°

<b>Fastest Lap:</b>	Lap: 13	David ALONSO	2'15.173	146.8 Km/h
<b>Best Race Lap:</b>	2017	Aron CANET	2'15.583	146.3 Km/h
<b>All Time Lap Record:</b>	2017	Aron CANET	2'14.644	147.4 Km/h

The results are provisional until the end of the limit for protest and appeals.

Time limit for protest expires 60' after publication of the results - ..... Time: .....

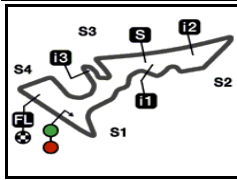
These data/results cannot be reproduced, stored and/or transmitted in whole or in part by any manner of electronic, mechanical, photocopying, recording, broadcasting or otherwise now known or herein after developed without the previous express consent by the copyright owner, except for reproduction in daily press and regular printed publications on sale to the public within 60 days of the event related to those data/results and always provided that copyright symbol appears together as follows below.

© DORNA, 2024

Official MotoGP Timing by TISSOT  
www.motogp.com

Austin, Friday, April 12, 2024





5513 m.

## RED BULL GRAND PRIX OF THE AMERICAS

## Practice Nr. 1

## Top Speed &amp; Average

8



Rider	Nation	Motorcycle	Top 5 speeds					Average	Top
10 Nicola CARRARO	ITA	KTM	240.0	239.4	236.8	236.3	234.7	237.4	240.0
96 Daniel HOLGADO	SPA	GASGAS	239.4	238.4	237.8	237.3	237.3	238.0	239.4
24 Tatsuki SUZUKI	JPN	HUSQVARNA	238.9	237.8	237.3	236.8	236.8	237.5	238.9
36 Angel PIQUERAS	SPA	HONDA	238.9	238.4	237.8	234.7	234.2	236.8	238.9
64 David MUÑOZ	SPA	KTM	238.9	237.8	236.8	234.7	233.7	235.9	238.9
82 Stefano NEPA	ITA	KTM	238.4	236.8	236.8	235.2	234.7	236.4	238.4
85 Xabi ZURUTUZA	SPA	KTM	238.4	238.4	238.4	237.8	237.8	238.2	238.4
6 Ryusei YAMANAKA	JPN	KTM	236.8	234.7	233.7	233.7	233.2	234.4	236.8
58 Luca LUNETTA	ITA	HONDA	236.8	234.7	234.2	234.2	232.7	234.5	236.8
78 Joel ESTEBAN	SPA	CFMOTO	236.8	234.2	232.7	232.7	232.2	233.7	236.8
12 Jacob ROULSTONE	AUS	GASGAS	236.3	235.8	234.7	234.7	234.2	235.1	236.3
48 Ivan ORTOLA	SPA	KTM	236.3	235.8	234.7	234.2	233.7	234.9	236.3
54 Riccardo ROSSI	ITA	KTM	236.3	236.3	234.7	233.7	231.2	234.4	236.3
99 Jose Antonio RUEDA	SPA	KTM	236.3	235.8	235.8	235.2	235.2	235.7	236.3
7 Filippo FARIOLI	ITA	HONDA	235.8	233.7	232.7	232.2	232.2	233.1	235.8
66 Joel KELSO	AUS	KTM	235.8	234.2	233.7	232.2	232.2	233.4	235.8
80 David ALONSO	COL	CFMOTO	235.2	235.2	234.7	234.2	234.2	234.7	235.2
18 Matteo BERTELLE	ITA	HONDA	234.7	234.7	234.2	232.7	232.2	233.7	234.7
19 Scott OGDEN	GBR	HONDA	234.7	233.2	232.7	232.2	232.2	232.8	234.7
22 David ALMANSA	SPA	HONDA	234.7	234.7	233.2	232.2	231.7	233.3	234.7
31 Adrian FERNANDEZ	SPA	HONDA	234.7	232.2	231.7	231.7	231.2	232.3	234.7
95 Collin VEIJER	NED	HUSQVARNA	234.7	234.2	233.7	232.7	232.7	233.6	234.7
5 Tatchakorn BUASRI	THA	HONDA	234.2	234.2	233.2	232.7	232.2	233.3	234.2
55 Noah DETTWILER	SWI	KTM	234.2	234.2	233.2	233.2	232.2	233.4	234.2
72 Taiyo FURUSATO	JPN	HONDA	233.2	233.2	232.2	229.2	229.2	231.0	233.2
70 Joshua WHATLEY	GBR	HONDA	231.7	231.2	231.2	229.7	229.2	230.6	231.7

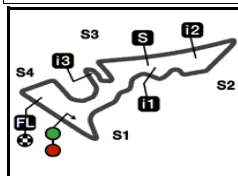
These data/results cannot be reproduced, stored and/or transmitted in whole or in part by any manner of electronic, mechanical, photocopying, recording, broadcasting or otherwise now known or herein after developed without the previous express consent by the copyright owner, except for reproduction in daily press and regular printed publications on sale to the public within 60 days of the event related to those data/results and always provided that copyright symbol appears together as follows below.

© DORNA, 2024

Official MotoGP Timing by TISSOT  
www.motogp.com



Austin, Friday, April 12, 2024



5513 m.

## RED BULL GRAND PRIX OF THE AMERICAS

## Practice Nr. 1

## Chronological Analysis of Performances

9

\* Lap / Sector time cancelled

T1 Time from finish line to 1st intermediate

T3 Time from 2nd intermed. to 3rd intermed.

P Crossing the finish line in pit lane

T2 Time from 1st intermed. to 2nd intermed.

T4 Time from 3rd intermediate to finish line

Lap	Lap Time	T1	T2	T3	T4	Speed	Lap	Lap Time	T1	T2	T3	T4	Speed		
<b>1st</b>	<b>80</b>	<b>David ALONSO</b> CFMOTO Valresa Asp COL						<b>4th</b>	<b>96</b>	<b>Daniel HOLGADO</b> Red Bull GASGAS Te SPA					
		Runs=2	Total laps=14	Full laps=11	Valid laps=8				Runs=2	Total laps=12	Full laps=9	Valid laps=8			
1	2'23.977	35.137	34.096	35.002	31.315	234.7	1	2'57.089	35.259	34.464	35.680	31.585	234.7		
2	<b>2'17.938</b>	39.004	33.198	34.781	30.955	233.2	2	<b>2'18.084</b>	38.828	33.634	34.522	31.100	235.8		
3	<b>2'17.445</b>	38.774	33.295	34.551	30.825	233.2	3	<b>2'17.821</b>	38.729	33.620	34.650	30.822	236.8		
4	2'20.290 *	38.794	34.480*	35.921	31.095	231.7	4	<b>2'18.149</b>	38.784	33.872	34.369	31.124	237.8		
5	<b>2'17.198</b>	38.727	33.157	34.573	30.741	231.7	5	<b>2'17.512</b>	38.764	33.495	34.467	30.786	237.3		
6	<b>2'16.571</b>	38.391	33.109	34.452	30.619	234.2	6	<b>2'28.073</b>	38.520	33.533	42.954	33.066	236.3		
7	<b>2'15.851</b>	38.406	32.890	34.129	30.426	235.2	7	2'23.982 P	39.565	33.730*	34.819	35.868	234.2		
8	2'16.227 *	38.47*	32.956	34.306	30.488	231.7	8	9'21.061 *	33.471	33.240	35.139	31.224*	232.2		
9	2'15.908 *	38.22*	32.871	34.368	30.440	233.7	9	<b>2'16.099</b>	38.273	32.984	34.081	30.761	239.4		
10	2'18.458 P	38.316	32.809	34.346	32.987	231.7	10	<b>2'19.376</b>	38.415	33.922	36.176	30.863	209.7		
11	7'02.300	36.267	33.589	34.809	31.383	230.7	11	2'25.518 *	38.260	33.145*	38.878	35.235	237.3		
12	<b>2'15.720</b>	38.514	32.806	34.113	30.287	235.2	12	<b>2'15.567</b>	38.259	33.077	33.886	30.345	238.4		
13	<b>2'15.173</b>	37.906	32.815	34.211	30.241	233.2									
14	<b>2'19.930</b>	38.775	32.971	34.203	33.981	234.2									
<b>2nd</b>	<b>99</b>	<b>Jose Antonio RUED</b> Red Bull KTM Ajo SPA						<b>5th</b>	<b>48</b>	<b>Ivan ORTOLA</b> MT Helmets - MSI SPA					
		Runs=2	Total laps=12	Full laps=9	Valid laps=8				Runs=2	Total laps=8	Full laps=5	Valid laps=4			
1	2'31.619	34.649	33.729	34.686	30.850	234.2	1	3'36.888	35.853	34.250	35.275	33.183	235.8		
2	<b>2'17.325</b>	38.736	33.190	34.742	30.657	235.2	2	2'16.772 *	38.490	33.382	34.198	30.702*	234.7		
3	<b>2'16.597</b>	38.410	33.307	34.321	30.559	235.2	3	5'19.206 P	38.696	3'01.904	51.928	46.678	197.8		
4	2'17.266 *	38.569	33.569*	34.590	30.538	230.2	4	15'09.922 *	32.436	33.548	35.440	31.276*	233.2		
5	<b>2'16.972</b>	38.498	33.275	34.635	30.564	230.7	5	<b>2'15.606</b>	38.228	33.115	33.856	30.407	236.3		
6	<b>2'16.785</b>	38.431	33.275	34.509	30.570	232.2	6	<b>2'16.205</b>	38.061	33.595	34.003	30.546	233.7		
7	<b>2'17.152</b>	38.614	33.244	34.573	30.721	232.7	7	<b>2'16.417</b>	38.247	33.290	34.006	30.874	234.2		
8	2'22.603 P	39.57*	34.017	34.873	34.141	227.8	8	<b>2'16.684</b>	38.407	33.315	34.319	30.643	233.2		
9	10'10.128 *	32.264	33.273	34.428	30.277*	235.8									
10	<b>2'15.381</b>	38.132	32.985	34.019	30.245	235.8									
11	<b>2'15.330</b>	38.071	32.898	34.089	30.272	236.3									
12	<b>2'15.765</b>	38.040	32.917	34.388	30.420	234.7									
<b>3rd</b>	<b>36</b>	<b>Angel PIQUERAS</b> Leopard Racing SPA						<b>6th</b>	<b>66</b>	<b>Joel KELSO</b> BOE Motorsports AUS					
		Runs=2	Total laps=11	Full laps=8	Valid laps=6				Runs=2	Total laps=10	Full laps=7	Valid laps=7			
1	2'57.758	36.487	37.932	36.032	31.570	232.2	1	3'38.088	37.457	35.131	40.017	32.674	212.1		
2	<b>2'17.891</b>	38.841	33.523	34.662	30.865	230.2	2	<b>2'17.205</b>	38.723	33.213	34.392	30.877	232.2		
3	<b>2'18.029</b>	39.361	33.511	34.513	30.644	237.8	3	<b>2'16.878</b>	38.328	33.286	34.575	30.689	232.2		
4	2'17.281 *	38.547	33.513	34.439	30.782*	238.9	4	<b>2'17.656</b>	38.795	33.477	34.526	30.858	230.2		
5	2'17.259 *	38.706	33.258	34.459	30.836*	232.7	5	<b>2'17.051</b>	38.537	33.294	34.514	30.706	231.7		
6	<b>2'27.844</b>	44.087	36.277	36.357	31.123	238.4	6	2'25.852 P	40.367	34.608	35.837	35.040	231.2		
7	2'28.184 P	40.57*	34.588	37.057	35.964	221.7	7	14'07.803	35.873	34.058	34.634	30.904	232.2		
8	11'42.812 *	38.442	34.265	36.614	31.524*	230.2	8	<b>2'15.864</b>	38.173	32.987	34.186	30.518	235.8		
9	<b>2'15.774</b>	38.306	33.040	33.970	30.458	234.7	9	<b>2'15.767</b>	38.214	32.937	34.126	30.490	234.2		
10	<b>2'20.236</b>	38.137	32.962	34.219	34.918	234.2	10	<b>2'20.322</b>	38.179	33.102	37.534	31.507	233.7		
11	<b>2'15.490</b>	38.034	32.837	34.254	30.365	227.8									
<b>7th</b>	<b>12</b>	<b>Jacob ROULSTONE</b> Red Bull GASGAS Te AUS													
		Runs=2	Total laps=13	Full laps=10	Valid laps=7										
1	2'57.362	34.377	33.983	35.550	31.644	235.8									
2	<b>2'18.453</b>	38.726	34.017	34.890	30.820	229.7									
3	<b>2'18.726</b>	38.626	34.287	34.972	30.841	231.7									
4	2'17.443 *	38.682	33.810*	34.452	30.499	234.7									
5	<b>2'17.516</b>	38.651	33.474	34.825	30.566	233.7									

**Fastest Lap:** David ALONSO CFMOTO Valresa Asp COL **2'15.173** 37.906 32.815 34.211 30.241

These data/results cannot be reproduced, stored and/or transmitted in whole or in part by any manner of electronic, mechanical, photocopying, recording, broadcasting or otherwise now known or herein after developed without the previous express consent by the copyright owner, except for reproduction in daily press and regular printed publications on sale to the public within 60 days of the event related to those data/results and always provided that copyright symbol appears together as follows below.  
© DORNA, 2024

# Practice Nr. 1

# Moto3

Lap	Lap Time	T1	T2	T3	T4	Speed	Lap	Lap Time	T1	T2	T3	T4	Speed
6	2'17.930	38.764	33.627	34.666	30.873	234.2	4	2'16.877 *	38.621	33.341*	34.430	30.485	231.2
7	2'18.168	38.900	33.736	34.635	30.897	231.7	5	2'22.319	38.465	33.345	37.976	32.533	234.7
8	2'26.786 P	39.58*	35.046	36.420	35.738	228.8	6	2'19.600 *	38.408	33.194	37.081	30.917*	234.7
9	7'10.829 *	33.570	33.572	34.637	30.410*	231.2	7	2'33.353 P	39.701	35.351	41.543	36.758	206.8
10	2'16.130 *	38.153	33.488*	34.225	30.264	234.7	8	9'16.658	33.472	34.087	36.230	30.379	192.8
11	2'15.987	38.162	33.357	34.238	30.230	236.3	9	2'22.030	38.316	34.319	38.030	31.365	227.8
12	2'24.537 *	38.602	33.623	41.614	30.698*	232.2	10	2'16.260	38.456	33.220	34.162	30.422	232.7
13	2'16.441	38.129	33.153	34.555	30.604	233.7	11	2'21.760	38.496	33.020	39.053	31.191	231.2
							12	2'16.206	38.410	33.115	34.231	30.450	230.2
<b>8th</b>	<b>64</b>	<b>David MUÑOZ</b>	BOE Motorsports		SPA								
		Runs=3	Total laps=11	Full laps=6	Valid laps=6								
1	2'58.934	33.213	34.149	35.162	31.371	236.8							
2	2'17.020	38.837	33.181	34.296	30.706	238.9							
3	2'17.414	38.828	33.568	34.419	30.599	234.7							
4	2'16.708	38.589	33.324	34.261	30.534	232.7							
5	2'25.170	38.557	33.112	37.121	36.380	233.7							
6	2'17.235	38.468	33.379	34.656	30.732	237.8							
7	2'30.686 P	45.90*	34.218	36.125	34.436	222.2							
8	11'07.736 *	46.367	34.123	37.334	31.799*	223.6							
9	2'17.577 P	38.490	32.845	34.088	32.154	233.7							
10	2'50.183	36.066	34.133	39.437	30.888	228.3							
11	2'15.987	38.273	32.727	34.386	30.601	231.7							
<b>9th</b>	<b>72</b>	<b>Taiyo FURUSATO</b>	Honda Team Asia		JPN								
		Runs=2	Total laps=11	Full laps=8	Valid laps=5								
1	2'52.976	37.904	34.143	40.065	31.417	228.3							
2	2'18.442 *	39.086	33.479	34.981	30.896*	229.2							
3	2'17.811	38.853	33.429	34.752	30.777	228.8							
4	2'17.671	38.792	33.440	34.630	30.809	227.8							
5	2'23.270 *	41.48*	35.888	35.056	30.842	232.2							
6	2'17.452	38.679	33.348	34.640	30.785	233.2							
7	2'36.829 P	43.78*	38.048	39.099	35.902	201.4							
8	11'37.459	34.049	34.240	37.506	31.773	220.8							
9	2'16.794	38.506	33.274	34.505	30.509	233.2							
10	2'20.605 *	38.719	33.332	35.901	32.653*	229.2							
11	2'16.092	38.338	32.938	34.405	30.411	229.2							
<b>10th</b>	<b>82</b>	<b>Stefano NEPA</b>	LEVELUP - MTA		ITA								
		Runs=2	Total laps=11	Full laps=8	Valid laps=8								
1	2'59.782	39.703	34.169	37.255	31.551	234.7							
2	2'17.358	38.763	33.397	34.515	30.683	238.4							
3	2'16.677	38.363	33.218	34.681	30.415	231.7							
4	2'20.833	38.595	36.299	35.138	30.801	229.7							
5	2'16.672	38.363	33.272	34.557	30.480	236.8							
6	2'16.653	38.535	33.167	34.578	30.373	236.8							
7	2'21.534 P	38.69*	33.733	34.873	34.231	233.2							
8	12'52.667 *	34.962	36.987	35.105	30.589*	229.2							
9	2'16.237	38.315	33.022	34.408	30.492	235.2							
10	2'18.440	38.203	33.287	34.496	32.454	233.7							
11	2'16.135	38.261	33.046	34.449	30.379	233.2							
<b>11th</b>	<b>18</b>	<b>Matteo BERTELLE</b>	Rivacold Snipers Tea		ITA								
		Runs=2	Total laps=12	Full laps=9	Valid laps=7								
1	3'02.214	34.415	34.280	34.706	30.795	230.7							
2	2'17.202	38.679	33.381	34.360	30.782	232.2							
3	2'17.308	38.560	33.254	34.626	30.868	234.2							
<b>12th</b>	<b>6</b>	<b>Ryusei YAMANAKA</b>	MT Helmets - MSI		JPN								
		Runs=3	Total laps=11	Full laps=6	Valid laps=5								
1	3'35.229 *	36.599	34.198	35.263	31.818*	233.2							
2	2'18.335	38.905	33.760	34.829	30.841	231.2							
3	2'38.456 P	38.918	48.283	35.699	35.556	228.8							
4	7'55.925	39.700	33.778	37.625	31.305	234.7							
5	2'18.237 *	38.85*	33.787	34.734	30.859	230.7							
6	2'17.561	38.556	33.573	34.546	30.886	232.7							
7	2'24.092 P	38.553	34.826	35.147	35.566	229.2							
8	6'34.507	36.356	33.546	34.982	31.270	230.2							
9	2'16.346	38.453	33.087	34.465	30.341	236.8							
10	2'16.218	38.268	33.212	34.243	30.495	233.7							
11	2'17.791	38.182	33.865	34.642	31.102	233.7							
<b>13th</b>	<b>19</b>	<b>Scott OGDEN</b>	MLav Racing		GBR								
		Runs=2	Total laps=11	Full laps=8	Valid laps=7								
1	2'50.837	39.441	34.955	35.457	31.459	232.2							
2	2'28.968 *	39.157	35.223*	36.470	38.118	219.5							
3	2'18.030	38.673	33.414	34.654	31.289	234.7							
4	2'17.531	38.701	33.668	34.593	30.569	232.2							
5	2'17.737	38.653	33.532	34.703	30.849	232.2							
6	2'17.469	38.598	33.533	34.809	30.529	233.2							
7	2'37.163 P	47.98*	36.658	35.626	36.895	232.2							
8	11'06.726	45.484	34.130	38.891	31.715	230.2							
9	2'16.377	38.471	33.229	34.314	30.363	232.7							
10	2'29.629	50.541	34.072	34.507	30.509	231.7							
11	2'16.431	38.554	33.235	34.290	30.352	230.7							
<b>14th</b>	<b>22</b>	<b>David ALMANSA</b>	Rivacold Snipers Tea		SPA								
		Runs=2	Total laps=12	Full laps=9	Valid laps=8								
1	2'50.211	41.816	35.023	35.442	31.251	230.2							
2	2'17.802	39.068	33.284	34.592	30.858	232.2							
3	2'17.534	38.867	33.204	34.603	30.860	231.7							
4	2'17.059	38.813	33.119	34.360	30.767	230.2							
5	2'17.068	38.705	33.110	34.613	30.640	229.7							
6	2'38.247 *	43.10*	34.948	48.190	32.009	230.2							
7	2'28.943 P	39.299	33.841	39.904	35.899	228.3							
8	9'19.028	32.572	34.018	36.467	30.229	193.8							
9	2'16.514	38.405	33.021	34.379	30.709	230.2							
10	2'16.412	38.424	33.383	34.218	30.387	234.7							
11	2'16.381	38.456	33.213	34.194	30.518	234.7							
12	2'17.588	38.597	33.741	34.450	30.800	233.2							
<b>15th</b>	<b>31</b>	<b>Adrian FERNANDEZ</b>	Leopard Racing		SPA								
		Runs=2	Total laps=13	Full laps=10	Valid laps=8								
1	2'49.363	36.237	34.014	34.872	31.066	232.2							

**Fastest Lap:** David ALONSO CFMOTO Valresa Asp COL 2'15.173 37.906 32.815 34.211 30.241

These data/results cannot be reproduced, stored and/or transmitted in whole or in part by any manner of electronic, mechanical, photocopying, recording, broadcasting or otherwise now known or herein after developed without the previous express consent by the copyright owner, except for reproduction in daily press and regular printed publications on sale to the public within 60 days of the event related to those data/results and always provided that copyright symbol appears together as follows below.  
© DORNA, 2024

## Practice Nr. 1

## Moto3

Lap	Lap Time	T1	T2	T3	T4	Speed	Lap	Lap Time	T1	T2	T3	T4	Speed		
2	<b>2'17.523</b>	38.803	33.308	34.520	30.892	229.7	<b>19th</b> <b>7</b> <b>Filippo FARIOLI</b> Runs=2 Total laps=12 Full laps=9 Valid laps=8	1	2'29.654	34.404	34.073	34.777	31.618	232.2	
3	<b>2'17.125</b>	38.495	33.315	34.465	30.850	229.7		2	<b>2'18.578</b>	39.113	33.364	34.703	31.398	231.7	
4	<b>2'16.804</b>	38.671	33.197	34.315	30.621	228.3		3	<b>2'17.959</b>	38.994	33.320	34.653	30.992	231.2	
5	<b>2'21.993</b>	38.377	33.103	39.844	30.669	230.7		4	2'18.159 *	38.710	33.698*	34.562	31.189	232.2	
6	2'17.096 *	38.464	33.473	34.415	30.744*	234.7		5	<b>2'21.365</b>	38.821	33.685	37.537	31.322	231.2	
7	<b>2'16.959</b>	38.457	33.357	34.396	30.749	229.7		6	<b>2'17.640</b>	38.667	33.595	34.407	30.971	232.7	
8	2'28.914 P	41.13*	34.863	36.314	36.606	226.8		7	<b>2'17.252</b>	38.450	33.304	34.551	30.947	232.2	
9	7'33.674 *	35.867	35.892	34.371	30.574*	229.2		8	2'26.458 P	39.45*	34.301	35.797	36.910	227.8	
10	2'15.909 *	38.230	32.971	33.976	30.732*	231.2		9	9'54.616 *	38.197	34.071	44.790	31.625*	195.2	
11	<b>2'16.393</b>	38.504	33.043	34.239	30.607	231.7		10	<b>2'16.793</b>	38.558	33.184	34.296	30.755	233.7	
12	<b>2'16.742</b>	38.609	33.083	34.456	30.594	230.2		11	<b>2'16.570</b>	38.458	33.241	34.230	30.641	235.8	
13	<b>2'17.792</b>	38.426	33.943	34.852	30.571	231.7		12	<b>2'22.378</b>	38.597	33.779	35.944	34.058	231.2	
<b>16th</b> <b>24</b> <b>Tatsuki SUZUKI</b>	Runs=2 Total laps=12 Full laps=8 Valid laps=6	Liqui Moly Husqvarna JPN						<b>20th</b> <b>78</b> <b>Joel ESTEBAN</b>	Runs=2 Total laps=11 Full laps=8 Valid laps=4	CFMOTO Valresa Asp SPA					
1	2'57.639	34.410	33.713	35.602	30.972	238.9	1	2'24.703	34.600	33.971	34.798	31.235	232.7		
2	<b>2'17.677</b>	38.483	33.847	34.383	30.964	237.3	2	2'18.432 *	39.270	33.609	34.710	30.843*	231.2		
3	2'17.415 *	38.561	33.492*	34.492	30.870*	236.3	3	2'17.541 *	38.933	33.468*	34.424	30.716	230.2		
4	<b>2'17.005</b>	38.626	33.302	34.328	30.749	234.7	4	2'17.216 *	38.834	33.309*	34.341	30.732	236.8		
5	<b>2'25.271</b>	38.410	33.287	42.215	31.359	235.2	5	<b>2'20.979</b>	39.103	33.560	36.674	31.642	228.3		
6	<b>2'16.967</b>	38.546	33.381	34.397	30.643	237.8	6	<b>2'18.771</b>	39.833	33.256	34.625	31.057	234.2		
7	2'30.452 P	40.65*	35.556	35.442	38.800	229.2	7	2'22.516 P	38.58*	34.215	35.648	34.067	231.2		
8	10'45.780 *	56.977	38.397	35.402	30.948*	223.1	8	13'39.557 *	34.897	34.237	34.868	30.806*	226.8		
9	<b>2'16.921</b>	38.724	33.204	34.223	30.770	236.8	9	<b>2'17.829</b>	38.836	33.557	34.589	30.847	230.2		
10	<b>2'16.448</b>	38.360	33.238	34.154	30.696	236.8	10	2'16.715 *	38.693	33.100	34.340	30.582*	232.7		
11	2'16.375 *	38.318	33.187	34.249*	30.621	235.2	11	<b>2'16.610</b>	38.678	33.216	34.205	30.511	232.2		
12	2'52.726 P	45.08*	40.983	40.493	46.169	184.3									
<b>17th</b> <b>58</b> <b>Luca LUNETTA</b>	Runs=2 Total laps=12 Full laps=9 Valid laps=7	SIC58 Squadra Corse ITA						<b>21st</b> <b>10</b> <b>Nicola CARRARO</b>	Runs=2 Total laps=13 Full laps=10 Valid laps=7	LEVELUP - MTA ITA					
1	2'30.011	34.489	34.237	34.768	31.544	234.2	1	2'34.408	34.861	33.907	35.229	31.701	234.7		
2	<b>2'18.671</b>	39.170	33.471	34.848	31.182	232.7	2	<b>2'22.822</b>	39.864	35.347	35.320	32.291	232.7		
3	<b>2'18.233</b>	39.020	33.465	34.681	31.067	234.2	3	<b>2'20.376</b>	39.980	34.007	35.123	31.266	232.2		
4	2'18.033 *	38.900	33.519*	34.664	30.950	231.7	4	2'20.363 *	39.835	33.921	35.214	31.393*	230.2		
5	<b>2'18.150</b>	38.793	33.633	34.806	30.918	232.2	5	2'22.799 *	39.862	33.783	37.819	31.335*	231.7		
6	<b>2'21.708</b>	38.791	33.702	35.867	33.348	230.7	6	<b>2'19.746</b>	39.778	34.053	34.987	30.928	233.2		
7	<b>2'18.441</b>	38.998	33.493	34.766	31.184	231.7	7	<b>2'18.174</b>	39.084	33.468	34.627	30.995	234.2		
8	2'24.525 P	38.83*	34.184	35.711	35.795	227.8	8	2'28.568 P	42.73*	35.393	36.125	34.318	229.7		
9	9'51.464 *	39.705	37.274*	40.796	30.938	211.3	9	7'20.049	35.521	34.859	37.387	30.829	210.5		
10	<b>2'17.023</b>	38.719	33.326	34.298	30.680	236.8	10	<b>2'20.405</b>	38.922	33.456	35.163	32.864	236.8		
11	2'26.723 *	39.42*	33.589	38.740	34.973	232.2	11	<b>2'16.808</b>	38.761	33.160	34.218	30.669	240.0		
12	<b>2'16.484</b>	38.515	33.172	34.214	30.583	234.7	12	<b>2'22.231</b>	38.739	33.096	37.009	33.387	236.3		
							13	2'17.923 *	38.872	33.922	34.465	30.664*	239.4		
<b>18th</b> <b>95</b> <b>Collin VEIJER</b>	Runs=2 Total laps=9 Full laps=6 Valid laps=5	Liqui Moly Husqvarna NED						<b>22nd</b> <b>85</b> <b>Xabi ZURUTUZA</b>	Runs=2 Total laps=11 Full laps=8 Valid laps=6	Red Bull KTM Ajo SPA					
1	3'49.074	34.428	33.880	35.035	31.036	232.2	1	2'52.549	40.658	34.689	38.288	31.540	235.2		
2	<b>2'18.118</b>	39.048	33.474	34.653	30.943	232.2	2	2'19.621 *	39.367	34.041*	35.100	31.113*	238.4		
3	2'18.040 *	38.658	33.720*	34.881	30.781	232.7	3	<b>2'19.047</b>	39.184	33.921	34.887	31.055	235.2		
4	<b>2'16.993</b>	38.808	33.064	34.388	30.733	232.7	4	<b>2'21.159</b>	39.134	35.955	34.992	31.078	238.4		
5	<b>2'16.551</b>	38.570	33.146	34.377	30.458	232.2	5	<b>2'18.984</b>	39.123	33.739	34.915	31.207	237.8		
6	<b>2'16.496</b>	38.506	33.210	34.240	30.540	234.7	6	2'21.379 *	39.168	35.073*	36.063	31.075*	236.3		
7	2'29.755 P	43.11*	37.158	35.426	34.053	230.7	7	2'25.616 P	41.21*	34.855	35.311	34.231	233.2		
8	11'54.623	35.098	35.205	34.624	30.648	232.2	8	11'48.878	32.181	34.001	35.472	31.254	236.3		
9	<b>2'23.090</b>	42.818	34.962	34.691	30.619	234.2	9	<b>2'17.814</b>	38.623	33.492	34.881	30.818	237.8		
unfinished	38.167	32.989				233.7									

**Fastest Lap:** David ALONSO CFMOTO Valresa Asp COL **2'15.173** 37.906 32.815 34.211 30.241

These data/results cannot be reproduced, stored and/or transmitted in whole or in part by any manner of electronic, mechanical, photocopying, recording, broadcasting or otherwise now known or herein after developed without the previous express consent by the copyright owner, except for reproduction in daily press and regular printed publications on sale to the public within 60 days of the event related to those data/results and always provided that copyright symbol appears together as follows below.  
© DORNA, 2024

## Practice Nr. 1

Moto3

Lap	Lap Time	T1	T2	T3	T4	Speed	Lap	Lap Time	T1	T2	T3	T4	Speed
10	<b>2'16.953</b>	38.525	<b>33.267</b>	<b>34.362</b>	<b>30.799</b>	238.4							
11	<b>2'20.425</b>	<b>38.437</b>	35.636	34.965	31.387	233.7							

**23rd 54** **Riccardo ROSSI** CIP Green Power ITA  
Runs=3 Total laps=11 Full laps=6 Valid laps=3

1	2'57.554	45.717	35.102	38.769	33.048	230.2							
2	2'20.311	*	39.796	34.127*	34.870	31.518	<b>236.3</b>						
3	2'20.238	*	39.130	33.746	35.271	32.091*	233.7						
4	2'19.402	*	39.100	33.990*	34.970	31.342	230.7						
5	<b>2'18.671</b>		38.959	33.750	34.740	31.222	230.7						
6	<b>2'17.323</b>		<b>38.517</b>	33.472	<b>34.459</b>	<b>30.875</b>	236.3						
7	2'34.438	P	45.64*	34.890	37.421	36.484	223.1						
8	11'04.885	*	46.503	34.694	36.817	32.795*	229.2						
9	2'33.093	P	40.190	41.097	35.968	35.838	229.2						
10	2'40.642		33.703	33.826	36.547	31.784	234.7						
11	<b>2'17.939</b>		38.838	<b>33.414</b>	34.665	31.022	231.2						

**24th 70** **Joshua WHATLEY** MLav Racing GBR  
Runs=3 Total laps=9 Full laps=4 Valid laps=4

1	2'51.497	40.072	34.626	35.828	31.314	231.2							
2	<b>2'25.546</b>	39.241	33.780	35.631	36.894	225.9							
3	<b>2'17.878</b>	38.759	<b>33.561</b>	34.807	30.751	<b>231.7</b>							
4	<b>2'18.080</b>	38.920	33.718	<b>34.691</b>	30.751	229.2							
5	2'28.274	P	<b>38.744</b>	33.842	40.808	34.880	231.2						
6	15'52.149		41.468	34.573	36.191	32.463	226.4						
7	2'33.027	P	39.582	35.713	41.753	35.979	180.9						
8	2'40.513		32.619	33.690	36.867	32.396	228.3						
9	<b>2'17.818</b>		38.757	33.564	34.828	<b>30.669</b>	229.7						

**25th 55** **Noah DETTWILER** CIP Green Power SWI  
Runs=2 Total laps=12 Full laps=9 Valid laps=8

1	2'34.969	34.124	34.128	34.990	31.692	<b>234.2</b>							
2	<b>2'21.955</b>	39.474	33.921	35.028	33.532	231.2							
3	<b>2'19.551</b>	39.249	33.871	35.077	31.354	228.8							
4	<b>2'27.248</b>	41.561	34.253	40.262	31.172	227.3							
5	<b>2'18.913</b>	39.067	33.722	34.945	31.179	230.2							
6	<b>2'19.009</b>	39.162	33.730	35.117	31.000	234.2							
7	<b>2'18.376</b>	39.027	33.578	34.718	31.053	233.2							
8	2'23.814	P	40.18*	34.121	35.334	34.174	229.2						
9	9'08.045	*	45.402	34.394	37.560	31.994*	224.5						
10	2'20.597	*	39.319	33.887	36.491	30.900*	212.1						
11	<b>2'18.403</b>	39.081	33.671	34.655	<b>30.996</b>	233.2							
12	<b>2'18.482</b>	<b>39.025</b>	<b>33.377</b>	<b>34.617</b>	31.463	232.2							

**26th 5** **Tatchakorn BUASRI** Honda Team Asia THA  
Runs=1 Total laps=6 Full laps=5 Valid laps=4

1	2'53.178	38.943	35.566	37.138	32.315	221.3							
2	<b>2'19.429</b>	39.244	33.780	35.355	31.050	<b>234.2</b>							
3	2'19.593	*	39.142	33.778	35.540	31.133*	232.2						
4	<b>2'19.507</b>	39.524	34.117	<b>34.944</b>	30.922	234.2							
5	<b>2'18.910</b>	39.218	<b>33.557</b>	35.179	30.956	233.2							
6	<b>2'18.633</b>	<b>39.085</b>	33.724	35.034	<b>30.790</b>	232.7							

**Fastest Lap:** David ALONSO CFMOTO Valresa Asp COL **2'15.173** 37.906 32.815 34.211 30.241

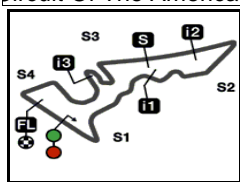
These data/results cannot be reproduced, stored and/or transmitted in whole or in part by any manner of electronic, mechanical, photocopying, recording, broadcasting or otherwise now known or herein after developed without the previous express consent by the copyright owner, except for reproduction in daily press and regular printed publications on sale to the public within 60 days of the event related to those data/results and always provided that copyright symbol appears together as follows below.  
© DORNA, 2024

Official MotoGP Timing by TISSOT  
www.motogp.com

Austin, Friday, April 12, 2024

Page 4 of 4





5513 m.

## RED BULL GRAND PRIX OF THE AMERICAS

## Practice Nr. 1

## Best Partial Times

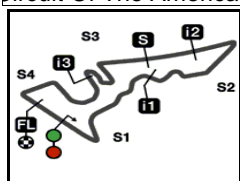
Moto3™

IT Ideal Lap Time, sum of the best partial times

BT Best Lap Time

T1		T2		T3		T4				IT	BT	
Pos	Rider	Time	Rider	Time	Rider	Time	Rider	Time	Pos	Rider	IT	BT
1	D.ALONSO	37.906	D.MUÑOZ	32.727	I.ORTOLA	33.856	D.ALMANSA	30.229	1	D.ALONSO	2'15.066	2'15.173 (1)
2	A.PIQUERAS	38.034	D.ALONSO	32.806	D.HOLGADO	33.886	J.ROULSTONE	30.230	2	J.RUEDA	2'15.202	2'15.330 (2)
3	J.RUEDA	38.040	A.PIQUERAS	32.837	A.PIQUERAS	33.970	D.ALONSO	30.241	3	A.PIQUERAS	2'15.206	2'15.490 (3)
4	I.ORTOLA	38.061	J.RUEDA	32.898	A.FERNANDEZ	33.976	J.RUEDA	30.245	4	I.ORTOLA	2'15.439	2'15.606 (5)
5	J.ROULSTONE	38.129	J.KELSO	32.937	J.RUEDA	34.019	R.YAMANAKA	30.341	5	D.HOLGADO	2'15.474	2'15.567 (4)
6	C.VEIJER	38.167	T.FURUSATO	32.938	D.MUÑOZ	34.088	D.HOLGADO	30.345	6	D.MUÑOZ	2'15.622	2'15.987 (8)
7	J.KELSO	38.173	A.FERNANDEZ	32.971	D.ALONSO	34.113	S.OGDEN	30.352	7	J.KELSO	2'15.726	2'15.767 (6)
8	R.YAMANAKA	38.182	D.HOLGADO	32.984	J.KELSO	34.126	A.PIQUERAS	30.365	8	J.ROULSTONE	2'15.737	2'15.987 (7)
9	S.NEPA	38.203	C.VEIJER	32.989	T.SUZUKI	34.154	S.NEPA	30.373	9	A.FERNANDEZ	2'15.748	2'16.393 (15)
10	A.FERNANDEZ	38.230	M.BERTELLE	33.020	M.BERTELLE	34.162	M.BERTELLE	30.379	10	D.ALMANSA	2'15.849	2'16.381 (14)
11	D.HOLGADO	38.259	D.ALMANSA	33.021	D.ALMANSA	34.194	I.ORTOLA	30.407	11	R.YAMANAKA	2'15.853	2'16.218 (12)
12	D.MUÑOZ	38.273	S.NEPA	33.022	J.ESTEBAN	34.205	T.FURUSATO	30.411	12	C.VEIJER	2'15.854	2'16.496 (18)
13	M.BERTELLE	38.316	R.YAMANAKA	33.087	L.LUNETTA	34.214	C.VEIJER	30.458	13	M.BERTELLE	2'15.877	2'16.206 (11)
14	T.SUZUKI	38.318	N.CARRARO	33.096	N.CARRARO	34.218	J.KELSO	30.490	14	S.NEPA	2'16.006	2'16.135 (10)
15	T.FURUSATO	38.338	J.ESTEBAN	33.100	J.ROULSTONE	34.225	J.ESTEBAN	30.511	15	T.FURUSATO	2'16.092	2'16.092 (9)
16	D.ALMANSA	38.405	I.ORTOLA	33.115	F.FARIOLI	34.230	D.MUÑOZ	30.534	16	T.SUZUKI	2'16.280	2'16.448 (16)
17	X.ZURUTUZA	38.437	J.ROULSTONE	33.153	C.VEIJER	34.240	A.FERNANDEZ	30.571	17	S.OGDEN	2'16.342	2'16.377 (13)
18	F.FARIOLI	38.450	L.LUNETTA	33.172	R.YAMANAKA	34.243	L.LUNETTA	30.583	18	L.LUNETTA	2'16.484	2'16.484 (17)
19	S.OGDEN	38.471	F.FARIOLI	33.184	S.OGDEN	34.290	T.SUZUKI	30.621	19	J.ESTEBAN	2'16.494	2'16.610 (20)
20	L.LUNETTA	38.515	T.SUZUKI	33.187	X.ZURUTUZA	34.362	F.FARIOLI	30.641	20	F.FARIOLI	2'16.505	2'16.570 (19)
21	R.ROSSI	38.517	S.OGDEN	33.229	T.FURUSATO	34.405	N.CARRARO	30.669	21	N.CARRARO	2'16.722	2'16.808 (21)
22	J.ESTEBAN	38.678	X.ZURUTUZA	33.267	S.NEPA	34.408	J.WHATLEY	30.669	22	X.ZURUTUZA	2'16.865	2'16.953 (22)
23	N.CARRARO	38.739	N.DETTWILER	33.377	R.ROSSI	34.459	T.BUASRI	30.790	23	R.ROSSI	2'17.265	2'17.323 (23)
24	J.WHATLEY	38.744	R.ROSSI	33.414	N.DETTWILER	34.617	X.ZURUTUZA	30.799	24	J.WHATLEY	2'17.665	2'17.818 (24)

These data/results cannot be reproduced, stored and/or transmitted in whole or in part by any manner of electronic, mechanical, photocopying, recording, broadcasting or otherwise now known or herein after developed without the previous express consent by the copyright owner, except for reproduction in daily press and regular printed publications on sale to the public within 60 days of the event related to those data/results and always provided that copyright symbol appears together as follows below.  
© DORNA, 2024



5513 m.

**RED BULL GRAND PRIX OF THE AMERICAS****Practice Nr. 1****Best Partial Times****Moto3™***IT* Ideal Lap Time, sum of the best partial times*BT* Best Lap Time

<b>T1</b>		<b>T2</b>		<b>T3</b>		<b>T4</b>				<i>IT</i>	<i>BT</i>	
<i>Pos</i>	<i>Rider</i>	<i>Time</i>	<i>Rider</i>	<i>Time</i>	<i>Rider</i>	<i>Time</i>	<i>Rider</i>	<i>Time</i>	<i>Pos</i>	<i>Rider</i>		
25	N.DETTWILER	39.025	T.BUASRI	33.557	J.WHATLEY	34.691	R.ROSSI	30.875	25	N.DETTWILER	2'18.015	2'18.376 (25)
26	T.BUASRI	39.085	J.WHATLEY	33.561	T.BUASRI	34.944	N.DETTWILER	30.996	26	T.BUASRI	2'18.376	2'18.633 (26)

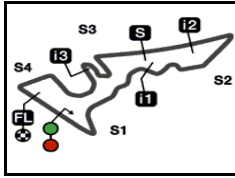
These data/results cannot be reproduced, stored and/or transmitted in whole or in part by any manner of electronic, mechanical, photocopying, recording, broadcasting or otherwise now known or herein after developed without the previous express consent by the copyright owner, except for reproduction in daily press and regular printed publications on sale to the public within 60 days of the event related to those data/results and always provided that copyright symbol appears together as follows below.

© DORNA, 2024

Official MotoGP Timing by **TISSOT**  
www.motogp.com








5513 m.

## RED BULL GRAND PRIX OF THE AMERICAS

## Practice Nr. 1

## Fastest Laps Sequence

<i>Practice Time</i>	 <i>Rider</i>	<i>Nation</i>	<i>Motorcycle</i>	<i>Time</i>	<i>Km/h</i>	<i>Rider's Lap</i>
<b>4'41.915</b>	80 <b>David ALONSO</b>	COL	CFMOTO	<b>2'17.938</b>	143.8	2
<b>4'48.944</b>	99 <b>Jose Antonio RUEDA</b>	SPA	KTM	<b>2'17.325</b>	144.5	2
<b>5'15.954</b>	64 <b>David MUÑOZ</b>	SPA	KTM	<b>2'17.020</b>	144.8	2
<b>7'05.541</b>	99 <b>Jose Antonio RUEDA</b>	SPA	KTM	<b>2'16.597</b>	145.2	3
<b>12'58.776</b>	95 <b>Collin VEIJER</b>	NED	HUSQVARNA	<b>2'16.551</b>	145.3	5
<b>15'15.272</b>	95 <b>Collin VEIJER</b>	NED	HUSQVARNA	<b>2'16.496</b>	145.4	6
<b>16'09.270</b>	80 <b>David ALONSO</b>	COL	CFMOTO	<b>2'15.851</b>	146.0	7
<b>28'38.394</b>	48 <b>Ivan ORTOLA</b>	SPA	KTM	<b>2'15.606</b>	146.3	5
<b>31'01.828</b>	99 <b>Jose Antonio RUEDA</b>	SPA	KTM	<b>2'15.381</b>	146.5	10
<b>33'17.158</b>	99 <b>Jose Antonio RUEDA</b>	SPA	KTM	<b>2'15.330</b>	146.6	11
<b>34'33.056</b>	80 <b>David ALONSO</b>	COL	CFMOTO	<b>2'15.173</b>	146.8	13

These data/results cannot be reproduced, stored and/or transmitted in whole or in part by any manner of electronic, mechanical, photocopying, recording, broadcasting or otherwise now known or herein after developed without the previous express consent by the copyright owner, except for reproduction in daily press and regular printed publications on sale to the public within 60 days of the event related to those data/results and always provided that copyright symbol appears together as follows below.

© DORNA, 2024

Official MotoGP Timing by TISSOT  
www.motogp.com

Austin, Friday, April 12, 2024

