

GRANDE PRÉMIO TISSOT DE PORTUGAL
Qualifying Nr. 2
Classification



Rider	Nation	Team	Motorcycle	Time	Lap	Total	Gap	Top Speed
1 99 Jose Antonio RUEDA	SPA	Red Bull KTM Ajo	KTM	1'46.379	7	7		248.2
2 66 Joel KELSO	AUS	BOE Motorsports	KTM	1'46.438	5	7	0.059 0.059	245.4
3 80 David ALONSO	COL	CFMOTO Gaviota Aspar Team	CFMOTO	1'46.497	7	7	0.118 0.059	243.7
4 96 Daniel HOLGADO	SPA	Red Bull GASGAS Tech3	GASGAS	1'46.547	7	7	0.168 0.050	246.0
5 54 Riccardo ROSSI	ITA	CIP Green Power	KTM	1'46.817	7	7	0.438 0.270	246.5
6 95 Collin VEIJER	NED	Liqui Moly Husqvarna Intact GP	HUSQVARNA	1'46.874	7	7	0.495 0.057	244.3
7 48 Ivan ORTOLA	SPA	MT Helmets - MSI	KTM	1'46.949	5	6	0.570 0.075	246.5
8 7 Filippo FARIOLI	ITA	SIC58 Squadra Corse	HONDA	1'47.030	5	7	0.651 0.081	246.5
9 19 Scott OGDEN	GBR	MLav Racing	HONDA	1'47.173	6	6	0.794 0.143	244.3
10 82 Stefano NEPA	ITA	LEVELUP - MTA	KTM	1'47.207	7	7	0.828 0.034	242.1
11 78 Joel ESTEBAN	SPA	CFMOTO Gaviota Aspar Team	CFMOTO	1'47.336	6	7	0.957 0.129	245.4
12 18 Matteo BERTELLE	ITA	Rivacold Snipers Team	HONDA	1'47.366	2	7	0.987 0.030	246.5
13 64 David MUÑOZ	SPA	BOE Motorsports	KTM	1'47.394	5	7	1.015 0.028	246.5
14 12 Jacob ROULSTONE	AUS	Red Bull GASGAS Tech3	GASGAS	1'47.463	7	7	1.084 0.069	247.1
15 31 Adrian FERNANDEZ	SPA	Leopard Racing	HONDA	1'47.500	2	5	1.121 0.037	248.8
16 10 Nicola CARRARO	ITA	LEVELUP - MTA	KTM	1'47.694	6	7	1.315 0.194	246.0
17 6 Ryusei YAMANAKA	JPN	MT Helmets - MSI	KTM	1'47.871	6	6	1.492 0.177	244.8
18 21 Vicente PEREZ	SPA	Red Bull KTM Ajo	KTM	1'47.999	7	7	1.620 0.128	245.4

Practice condition: Dry
 Air: 23°
 Humidity: 47%
 Ground: 36°

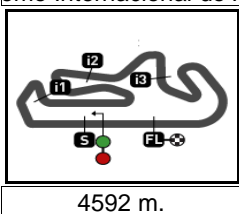
Fastest Lap:	Lap: 7	Jose Antonio RUEDA	1'46.379	155.3 Km/h
Best Race Lap:	2023	Deniz ÖNCÜ	1'47.563	153.6 Km/h
All Time Lap Record:	2024	Jose Antonio RUEDA	1'46.379	155.3 Km/h

The results are provisional until the end of the limit for protest and appeals.

Time limit for protest expires 60' after publication of the results - Time:


These data/results cannot be reproduced, stored and/or transmitted in whole or in part by any manner of electronic, mechanical, photocopying, recording, broadcasting or otherwise now known or herein after developed without the previous express consent by the copyright owner, except for reproduction in daily press and regular printed publications on sale to the public within 60 days of the event related to those data/results and always provided that copyright symbol appears together as follows below.

© DORNA, 2024



GRANDE PRÉMIO TISSOT DE PORTUGAL
Qualifying Nr. 2
Top Speed & Average

21A

	Rider	Nation	Motorcycle	Top 5 speeds					Average	Top
31	Adrian FERNANDEZ	SPA	HONDA	248.8	247.7	242.1	241.6		245.1	248.8
99	Jose Antonio RUEDA	SPA	KTM	248.2	244.8	244.3	244.3	242.6	244.8	248.2
12	Jacob ROULSTONE	AUS	GASGAS	247.1	246.0	243.2	243.2	240.5	244.0	247.1
7	Filippo FARIOLI	ITA	HONDA	246.5	245.4	244.8	244.3	243.2	244.8	246.5
18	Matteo BERTELLE	ITA	HONDA	246.5	246.0	244.8	244.3	242.1	244.7	246.5
48	Ivan ORTOLA	SPA	KTM	246.5	246.0	245.4	243.7		245.4	246.5
54	Riccardo ROSSI	ITA	KTM	246.5	246.0	246.0	245.4	245.4	245.9	246.5
64	David MUÑOZ	SPA	KTM	246.5	246.0	244.8	241.6	240.0	243.8	246.5
10	Nicola CARRARO	ITA	KTM	246.0	244.3	244.3	242.1	241.6	243.7	246.0
96	Daniel HOLGADO	SPA	GASGAS	246.0	245.4	245.4	244.8	244.3	245.2	246.0
21	Vicente PEREZ	SPA	KTM	245.4	244.8	243.7	240.0	238.9	242.6	245.4
66	Joel KELSO	AUS	KTM	245.4	244.8	244.3	243.2	242.6	244.1	245.4
78	Joel ESTEBAN	SPA	CFMOTO	245.4	242.1	241.6	240.0	235.8	241.0	245.4
6	Ryusei YAMANAKA	JPN	KTM	244.8	244.3	244.3	241.6		243.8	244.8
19	Scott OGDEN	GBR	HONDA	244.3	243.7	243.7	243.7		243.9	244.3
95	Collin VEIJER	NED	HUSQVARNA	244.3	242.6	242.1	239.4	239.4	241.6	244.3
80	David ALONSO	COL	CFMOTO	243.7	243.2	243.2	243.2	242.6	243.2	243.7
82	Stefano NEPA	ITA	KTM	242.1	241.0	241.0	241.0	240.0	241.0	242.1

These data/results cannot be reproduced, stored and/or transmitted in whole or in part by any manner of electronic, mechanical, photocopying, recording, broadcasting or otherwise now known or herein after developed without the previous express consent by the copyright owner, except for reproduction in daily press and regular printed publications on sale to the public within 60 days of the event related to those data/results and always provided that copyright symbol appears together as follows below.

© DORNA, 2024



GRANDE PRÉMIO TISSOT DE PORTUGAL

Qualifying Nr. 2

Chronological Analysis of Performances

22A

* Lap / Sector time cancelled T1 Time from finish line to 1st intermediate T3 Time from 2nd intermed. to 3rd intermed.
 P Crossing the finish line in pit lane T2 Time from 1st intermed. to 2nd intermed. T4 Time from 3rd intermediate to finish line

Lap	Lap Time	T1	T2	T3	T4	Speed	Lap	Lap Time	T1	T2	T3	T4	Speed
1st	99	Jose Antonio RUED		Red Bull KTM Ajo		SPA	5	4'56.161	30.277	35.402	17.076	34.392	
		Runs=2	Total laps=7	Full laps=4	Valid laps=3		6	1'49.627 *	22.998	34.416*	16.607	35.606	245.4
							7	1'46.817	22.983	33.901	15.909	34.024	246.0
1	2'10.837	29.465	35.222	16.457	34.793		6th 95 Collin VEIJER						
2	1'47.294	23.095	34.090	16.285	33.824	244.3		Runs=2	Total laps=7	Full laps=4	Valid laps=3		
3	1'46.895	23.143	33.858	16.080	33.814	244.8	1	2'32.690	28.788	35.258	16.500	34.927	
4	2'02.390 P	22.983	34.023	16.377	49.007	242.6	2	1'47.860	23.332	34.048	16.257	34.223	239.4
5	5'03.288	30.311	34.587	16.479	34.378		3	1'47.342	23.045	34.004	16.208	34.085	242.6
6	1'48.017 *	22.966	34.390*	16.483	34.178	248.2	4	2'05.572 P	24.774	34.657	16.591	49.550	239.4
7	1'46.379	23.014	33.695	16.050	33.620	244.3	5	4'40.455	27.242	34.373	16.405	34.329	
2nd	66	Joel KELSO		BOE Motorsports		AUS	6	1'49.037 *	22.910	34.185*	16.676	35.266	242.1
		Runs=2	Total laps=7	Full laps=4	Valid laps=4		7	1'46.874	22.916	33.892	16.108	33.958	244.3
1	2'03.967	28.828	34.959	16.277	34.405		7th 48 Ivan ORTOLA						
2	1'47.483	23.099	34.214	16.066	34.104	242.6		Runs=2	Total laps=6	Full laps=3	Valid laps=3		
3	2'03.401 P	23.029	34.653	16.463	49.256	243.2	1	2'27.829	27.951	37.263	16.448	34.313	
4	4'13.045	30.285	35.516	16.862	34.858		2	1'47.651	23.136	34.242	16.119	34.154	243.7
5	1'46.438	22.712	33.912	15.874	33.940	244.8	3	2'01.967 P	23.289	34.682	16.160	47.836	246.5
6	1'50.376	22.767	34.233	16.562	36.814	244.3	4	6'15.928	29.606	34.287	15.841	33.976	
7	1'47.862	23.053	34.274	16.286	34.249	245.4	5	1'46.949	22.970	34.282	15.881	33.816	245.4
3rd	80	David ALONSO		CFMOTO Gaviota Asp		COL	6	1'47.392	23.074	34.185	15.956	34.177	246.0
		Runs=2	Total laps=7	Full laps=4	Valid laps=4		8th 7 Filippo FARIOLI						
1	2'27.244	28.607	38.333	16.546	34.199			Runs=2	Total laps=7	Full laps=4	Valid laps=4		
2	1'47.190	23.046	34.007	15.988	34.149	243.2	1	2'04.605	28.266	34.682	16.319	34.541	
3	1'46.898	22.930	34.062	15.984	33.922	243.7	2	1'48.192	23.380	34.285	16.249	34.278	245.4
4	2'05.823 P	26.242	34.426	16.239	48.916	243.2	3	2'02.831 P	23.303	34.228	16.077	49.223	246.5
5	4'22.779	28.209	34.152	15.996	33.755		4	4'12.566	29.650	35.509	16.624	34.941	
6	1'46.558	22.781	33.872	15.960	33.945	243.2	5	1'47.030	23.249	33.869	15.908	34.004	244.3
7	1'46.497	22.808	33.847	15.912	33.930	242.6	6	1'49.858	23.252	34.284	16.197	36.125	243.2
4th	96	Daniel HOLGADO		Red Bull GASGAS Te		SPA	7	1'48.301	23.125	34.053	16.257	34.866	244.8
		Runs=2	Total laps=7	Full laps=4	Valid laps=3		9th 19 Scott OGDEN						
1	2'06.930	27.651	35.142	16.394	34.511			Runs=2	Total laps=6	Full laps=3	Valid laps=3		
2	1'47.866	23.275	34.251	16.165	34.175	245.4	1	2'27.573	28.385	37.303	16.557	35.353	
3	1'47.113	22.969	33.988	16.066	34.090	246.0	2	1'48.153	23.185	34.343	16.145	34.480	243.7
4	2'07.531 P	23.204	37.743	16.338	50.246	244.3	3	2'04.361 P	23.093	35.025	16.276	49.967	243.7
5	4'56.663	28.172	34.370	16.229	34.309		4	6'13.698	29.112	34.899	16.371	34.114	
6	1'54.266 *	22.954	35.062*	18.999	37.251	244.8	5	1'48.024	22.994	34.356	16.095	34.579	243.7
7	1'46.547	23.018	33.809	15.874	33.846	245.4	6	1'47.173	22.964	34.160	16.036	34.013	244.3
5th	54	Riccardo ROSSI		CIP Green Power		ITA	10th 82 Stefano NEPA						
		Runs=2	Total laps=7	Full laps=4	Valid laps=3			Runs=2	Total laps=7	Full laps=4	Valid laps=4		
1	2'11.338	29.968	35.976	16.586	34.957		1	2'12.729	29.191	35.968	16.883	35.591	
2	1'50.557	23.401	34.463	16.405	36.288	246.0	2	1'48.549	23.452	34.434	16.344	34.319	240.0
3	1'47.956	23.111	34.309	16.245	34.291	246.5	3	1'48.466	23.425	34.469	16.275	34.297	242.1
4	2'04.912 P	23.492	34.659	16.426	50.335	245.4							

Fastest Lap: Jose Antonio RUEDA Red Bull KTM Ajo SPA **1'46.379** 23.014 33.695 16.050 33.620

These data/results cannot be reproduced, stored and/or transmitted in whole or in part by any manner of electronic, mechanical, photocopying, recording, broadcasting or otherwise now known or herein after developed without the previous express consent by the copyright owner, except for reproduction in daily press and regular printed publications on sale to the public within 60 days of the event related to those data/results and always provided that copyright symbol appears together as follows below.
 © DORNA, 2024



Qualifying Nr. 2

Moto3

Lap	Lap Time		T1	T2	T3	T4	Speed	Lap	Lap Time		T1	T2	T3	T4	Speed			
4	2'04.055	P	23.384	34.364	16.543	49.764	241.0	2	1'48.267		23.213	34.472	16.168	34.414	244.3			
5	4'37.201		28.036	34.342	16.210	33.868		3	1'50.982		24.118	36.080	16.236	34.548	241.6			
6	1'49.642		23.395	35.380	16.347	34.520	241.0	4	2'04.780	P	23.199	34.559	16.443	50.579	246.0			
7	1'47.207		23.228	33.981	16.068	33.930	241.0	5	4'36.498		28.899	34.642	16.044	34.115				
11th 78			Joel ESTEBAN CFMOTO Gaviota Asp SPA															
			Runs=2	Total laps=7	Full laps=4	Valid laps=4												
1	2'26.301		28.910	35.269	16.363	34.543		17th 6			Ryusei YAMANAKA MT Helmets - MSI JPN							
2	1'48.500		23.243	34.412	16.269	34.576	240.0				Runs=2	Total laps=6	Full laps=3	Valid laps=3				
3	1'48.119		23.078	34.263	16.064	34.714	245.4	1	2'12.932		28.896	35.735	16.530	37.682				
4	2'07.376	P	25.904	35.054	16.526	49.892	235.8	2	1'48.432		23.360	34.514	16.282	34.276	244.3			
5	4'20.390		28.402	34.394	16.056	34.080		3	2'06.775	P	23.127	34.555	16.308	52.785	244.3			
6	1'47.336		23.131	34.096	15.974	34.135	241.6	4	6'22.595		28.226	34.393	15.998	33.954				
7	1'53.118		27.107	34.596	16.229	35.186	242.1	5	1'49.032		23.534	35.317	16.081	34.100	241.6			
12th 18			Matteo BERTELLE Rivacold Snipers Tea ITA							18th 21			Vicente PEREZ Red Bull KTM Ajo SPA					
			Runs=2	Total laps=7	Full laps=4	Valid laps=4				Runs=2	Total laps=7	Full laps=4	Valid laps=3					
1	2'12.188		28.871	35.621	16.824	34.917		1	2'10.796		29.275	35.363	16.612	34.852				
2	1'47.366		23.168	34.167	16.181	33.850	246.5	2	1'48.430		23.415	34.411	16.323	34.281	240.0			
3	1'49.951		24.395	34.939	16.350	34.267	244.8	3	1'48.517		23.188	34.362	16.473	34.494	244.8			
4	2'06.995	P	23.331	34.589	16.664	52.411	244.3	4	2'07.133	P	23.850	35.552	16.734	50.997	238.9			
5	4'35.228		28.444	34.347	16.033	33.899		5	4'55.564		28.961	34.815	16.464	34.205				
6	1'47.399		22.756	34.311	16.220	34.112	246.0	6	1'48.762	*	23.206	34.352*	16.827	34.377	243.7			
7	1'49.064		23.858	34.539	16.575	34.092	242.1	7	1'47.999		23.361	34.406	16.196	34.036	245.4			
13th 64			David MUÑOZ BOE Motorsports SPA															
			Runs=2	Total laps=7	Full laps=4	Valid laps=4												
1	2'04.340		28.598	34.993	16.341	34.498												
2	1'48.331		23.468	34.297	16.279	34.287	246.0											
3	2'01.858	P	23.288	34.566	16.453	47.551	244.8											
4	4'13.310		26.014	35.448	16.660	34.898												
5	1'47.394		23.194	34.120	16.170	33.910	241.6											
6	1'48.824		23.060	34.862	16.293	34.609	246.5											
7	1'48.958		23.466	34.395	16.548	34.549	240.0											
14th 12			Jacob ROULSTONE Red Bull GASGAS Te AUS															
			Runs=2	Total laps=7	Full laps=4	Valid laps=3												
1	2'11.624		30.012	35.277	16.405	34.588												
2	1'49.333		23.406	34.884	16.361	34.682	247.1											
3	1'47.968		23.404	34.246	16.168	34.150	246.0											
4	2'04.198	P	23.334	34.551	16.609	49.704	243.2											
5	4'56.558		29.172	34.681	16.434	34.692												
6	1'49.451	*	23.188	34.585*	16.859	34.819	240.5											
7	1'47.463		23.394	34.099	15.988	33.982	243.2											
15th 31			Adrian FERNANDEZ Leopard Racing SPA															
			Runs=2	Total laps=5	Full laps=2	Valid laps=2												
1	2'11.944		29.218	35.218	16.577	34.702												
2	1'47.500		23.213	34.133	16.191	33.963	247.7											
3	1'48.861		23.459	34.667	16.445	34.290	242.1											
4	2'05.510	P	23.584	35.012	16.663	50.251	241.6											
5	4'37.313		28.118	34.310	16.044	33.786												
			unfinished	23.024			248.8											
16th 10			Nicola CARRARO LEVELUP - MTA ITA															
			Runs=2	Total laps=7	Full laps=4	Valid laps=4												
1	2'11.183		28.120	37.406	17.045	34.988												

Fastest Lap: Jose Antonio RUEDA Red Bull KTM Ajo SPA 1'46.379 23.014 33.695 16.050 33.620

These data/results cannot be reproduced, stored and/or transmitted in whole or in part by any manner of electronic, mechanical, photocopying, recording, broadcasting or otherwise now known or herein after developed without the previous express consent by the copyright owner, except for reproduction in daily press and regular printed publications on sale to the public within 60 days of the event related to those data/results and always provided that copyright symbol appears together as follows below.
© DORNA, 2024



GRANDE PRÉMIO TISSOT DE PORTUGAL

Qualifying Results

20

	Rider	Nation Team	Motorcycle	Time	Lap	Total	Gap	Top Speed	
1	99 Jose Antonio RUEDA	SPA Red Bull KTM Ajo	KTM	Q2 1'46.379	7	7		248.2	
2	66 Joel KELSO	AUS BOE Motorsports	KTM	Q2 1'46.438	5	7	0.059	0.059	245.4
3	80 David ALONSO	COL CFMOTO Gaviota Aspar Team	CFMOTO	Q2 1'46.497	7	7	0.118	0.059	243.7
4	96 Daniel HOLGADO	SPA Red Bull GASGAS Tech3	GASGAS	Q2 1'46.547	7	7	0.168	0.050	246.0
5	54 Riccardo ROSSI	ITA CIP Green Power	KTM	Q2 1'46.817	7	7	0.438	0.270	246.5
6	95 Collin VEIJER	NED Liqui Moly Husqvarna Intact GP	HUSQVARNA	Q2 1'46.874	7	7	0.495	0.057	244.3
7	48 Ivan ORTOLA	SPA MT Helmets - MSI	KTM	Q2 1'46.949	5	6	0.570	0.075	246.5
8	7 Filippo FARIOLI	ITA SIC58 Squadra Corse	HONDA	Q2 1'47.030	5	7	0.651	0.081	246.5
9	19 Scott OGDEN	GBR MLav Racing	HONDA	Q2 1'47.173	6	6	0.794	0.143	244.3
10	82 Stefano NEPA	ITA LEVELUP - MTA	KTM	Q2 1'47.207	7	7	0.828	0.034	242.1
11	78 Joel ESTEBAN	SPA CFMOTO Gaviota Aspar Team	CFMOTO	Q2 1'47.336	6	7	0.957	0.129	245.4
12	18 Matteo BERTELLE	ITA Rivacold Snipers Team	HONDA	Q2 1'47.366	2	7	0.987	0.030	246.5
13	64 David MUÑOZ	SPA BOE Motorsports	KTM	Q2 1'47.394	5	7	1.015	0.028	246.5
14	12 Jacob ROULSTONE	AUS Red Bull GASGAS Tech3	GASGAS	Q2 1'47.463	7	7	1.084	0.069	247.1
15	31 Adrian FERNANDEZ	SPA Leopard Racing	HONDA	Q2 1'47.500	2	5	1.121	0.037	248.8
16	10 Nicola CARRARO	ITA LEVELUP - MTA	KTM	Q2 1'47.694	6	7	1.315	0.194	246.0
17	6 Ryusei YAMANAKA	JPN MT Helmets - MSI	KTM	Q2 1'47.871	6	6	1.492	0.177	244.8
18	21 Vicente PEREZ	SPA Red Bull KTM Ajo	KTM	Q2 1'47.999	7	7	1.620	0.128	245.4
19	36 Angel PIQUERAS	SPA Leopard Racing	HONDA	Q1 1'48.359	3	5 (*)	0.380		242.1
20	24 Tatsuki SUZUKI	JPN Liqui Moly Husqvarna Intact GP	HUSQVARNA	Q1 1'48.381	4	8 (*)	0.402	0.022	243.2
21	72 Taiyo FURUSATO	JPN Honda Team Asia	HONDA	Q1 1'48.439	3	5 (*)	0.460	0.058	244.8
22	70 Joshua WHATLEY	GBR MLav Racing	HONDA	Q1 1'48.498	3	6 (*)	0.519	0.059	240.5
23	5 Tatchakorn BUASRI	THA Honda Team Asia	HONDA	Q1 1'50.313	3	5 (*)	2.334	1.815	242.6
24	71 Hamad AL SAHOUTI	QAT Rivacold Snipers Team	HONDA	Q1 1'51.625	3	5 (*)	3.646	1.312	240.0
25	58 Luca LUNETTA	ITA SIC58 Squadra Corse	HONDA	P2 1'48.408			1.233		
26	55 Noah DETTWILER	SWI CIP Green Power	KTM	P2 1'48.990			1.815	0.006	

* Gap with the fastest rider in the Q1 session.

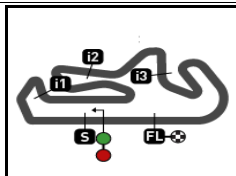
Pole Position:		Jose Antonio RUEDA	1'46.379	155.3 Km/h
Q1 Best Lap:	Lap 3	Ryusei YAMANAKA	(*) 1'47.979	153.0 Km/h
Best Race Lap:	2023	Deniz ÖNCÜ	1'47.563	153.6 Km/h
All Time Lap Record:	2024	Jose Antonio RUEDA	1'46.379	155.3 Km/h

The results are provisional until the end of the limit for protest and appeals.

Time limit for protest expires 60' after publication of the results - Time:

These data/results cannot be reproduced, stored and/or transmitted in whole or in part by any manner of electronic, mechanical, photocopying, recording, broadcasting or otherwise now known or herein after developed without the previous express consent by the copyright owner, except for reproduction in daily press and regular printed publications on sale to the public within 60 days of the event related to those data/results and always provided that copyright symbol appears together as follows below.

© DORNA, 2024



GRANDE PRÉMIO TISSOT DE PORTUGAL
Official Starting Grid

4592 m.

Race : 19 laps = 87.248 km

23



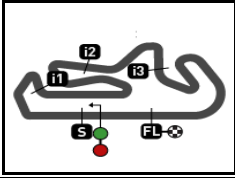
1	1 1'46.379 99 Jose Antonio RUEDA KTM	2 1'46.438 66 Joel KELSO KTM	3 1'46.497 80 David ALONSO CFMOTO
2	4 1'46.547 96 Daniel HOLGADO GASGAS	5 1'46.817 54 Riccardo ROSSI KTM	6 1'46.874 95 Collin VEIJER Husqvarna
3	7 1'46.949 48 Ivan ORTOLA KTM	8 1'47.030 7 Filippo FARIOLI Honda	9 1'47.173 19 Scott OGDEN Honda
4	10 1'47.207 82 Stefano NEPA KTM	11 1'47.336 78 Joel ESTEBAN CFMOTO	12 1'47.366 18 Matteo BERTELLE Honda
5	13 1'47.394 64 David MUÑOZ KTM	14 1'47.463 12 Jacob ROULSTONE GASGAS	15 1'47.500 31 Adrian FERNANDEZ Honda
6	16 1'47.694 10 Nicola CARRARO KTM	17 1'47.871 6 Ryusei YAMANAKA KTM	18 1'47.999 21 Vicente PEREZ KTM
7	19 1'48.359 36 Angel PIQUERAS Honda	20 1'48.381 24 Tatsuki SUZUKI Husqvarna	21 1'48.439 72 Taiyo FURUSATO Honda
8	22 1'48.498 70 Joshua WHATLEY Honda	23 1'50.313 5 Tatchakorn BUASRI Honda	24 1'51.625 71 Hamad AL SAHOUTI Honda

The results are provisional until the end of the limit for protest and appeals and until the ratification of the Event Management Committee.

Time limit for protest expires 60' at the latest after publication of the results - Time:

These data/results cannot be reproduced, stored and/or transmitted in whole or in part by any manner of electronic, mechanical, photocopying, recording, broadcasting or otherwise now known or herein after developed without the previous express consent by the copyright owner, except for reproduction in daily press and regular printed publications on sale to the public within 60 days of the event related to those data/results and always provided that copyright symbol appears together as follows below.

© DORNA, 2024



GRANDE PRÉMIO TISSOT DE PORTUGAL Official Starting Grid

4592 m.

Race : 19 laps = 87.248 km

23

9

25
1'48.408
58 Luca LUNETTA
Honda

26
1'48.990
55 Noah DETTWILER
KTM

The results are provisional until the end of the limit for protest and appeals and until the ratification of the Event Management Committee.

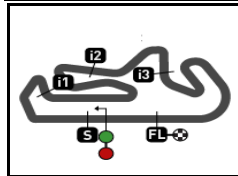
Time limit for protest expires 60' at the latest after publication of the results - Time:

These data/results cannot be reproduced, stored and/or transmitted in whole or in part by any manner of electronic, mechanical, photocopying, recording, broadcasting or otherwise now known or herein after developed without the previous express consent by the copyright owner, except for reproduction in daily press and regular printed publications on sale to the public within 60 days of the event related to those data/results and always provided that copyright symbol appears together as follows below.

© DORNA, 2024

Official MotoGP Timing by **TISSOT**
www.motogp.com





4592 m.

GRANDE PRÉMIO TISSOT DE PORTUGAL

After the Qualifying Nr. 2

Event Best Maximum Speed



<i>Rider</i>	<i>Nation Team</i>	<i>Motorcycle</i>	<i>Km/h</i>	
31 Adrian FERNANDEZ	SPA Leopard Racing	HONDA	248.8	Qualifying Nr. 2
99 Jose Antonio RUEDA	SPA Red Bull KTM Ajo	KTM	248.2	Qualifying Nr. 2
12 Jacob ROULSTONE	AUS Red Bull GASGAS Tech3	GASGAS	247.1	Qualifying Nr. 2
18 Matteo BERTELLE	ITA Rivacold Snipers Team	HONDA	246.5	Qualifying Nr. 2
48 Ivan ORTOLA	SPA MT Helmets - MSI	KTM	246.5	Qualifying Nr. 2
54 Riccardo ROSSI	ITA CIP Green Power	KTM	246.5	Qualifying Nr. 2
7 Filippo FARIOLI	ITA SIC58 Squadra Corse	HONDA	246.5	Qualifying Nr. 2
64 David MUÑOZ	SPA BOE Motorsports	KTM	246.5	Qualifying Nr. 2
6 Ryusei YAMANAKA	JPN MT Helmets - MSI	KTM	246.0	Qualifying Nr. 1
96 Daniel HOLGADO	SPA Red Bull GASGAS Tech3	GASGAS	246.0	Qualifying Nr. 2
10 Nicola CARRARO	ITA LEVELUP - MTA	KTM	246.0	Qualifying Nr. 2
21 Vicente PEREZ	SPA Red Bull KTM Ajo	KTM	245.4	Qualifying Nr. 2
58 Luca LUNETTA	ITA SIC58 Squadra Corse	HONDA	245.4	Qualifying Nr. 1
66 Joel KELSO	AUS BOE Motorsports	KTM	245.4	Qualifying Nr. 2
78 Joel ESTEBAN	SPA CFMOTO Gaviota Aspar Team	CFMOTO	245.4	Qualifying Nr. 2
72 Taiyo FURUSATO	JPN Honda Team Asia	HONDA	244.8	Qualifying Nr. 1
36 Angel PIQUERAS	SPA Leopard Racing	HONDA	244.8	Practice Nr. 2
19 Scott OGDEN	GBR MLav Racing	HONDA	244.3	Qualifying Nr. 2
95 Collin VEIJER	NED Liqui Moly Husqvarna Intact GP	HUSQVARNA	244.3	Qualifying Nr. 2
80 David ALONSO	COL CFMOTO Gaviota Aspar Team	CFMOTO	243.7	Qualifying Nr. 2
24 Tatsuki SUZUKI	JPN Liqui Moly Husqvarna Intact GP	HUSQVARNA	243.2	Qualifying Nr. 1
5 Tatchakorn BUASRI	THA Honda Team Asia	HONDA	242.6	Qualifying Nr. 1
82 Stefano NEPA	ITA LEVELUP - MTA	KTM	242.6	Practice Nr. 2
55 Noah DETTWILER	SWI CIP Green Power	KTM	242.6	Practice Nr. 2
70 Joshua WHATLEY	GBR MLav Racing	HONDA	240.5	Qualifying Nr. 1
71 Hamad AL SAHOUTI	QAT Rivacold Snipers Team	HONDA	240.0	Qualifying Nr. 1

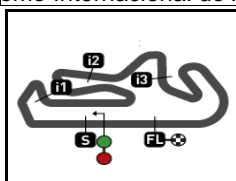
These data/results cannot be reproduced, stored and/or transmitted in whole or in part by any manner of electronic, mechanical, photocopying, recording, broadcasting or otherwise now known or herein after developed without the previous express consent by the copyright owner, except for reproduction in daily press and regular printed publications on sale to the public within 60 days of the event related to those data/results and always provided that copyright symbol appears together as follows below.

© DORNA, 2024

Official MotoGP Timing by TISSOT
www.motogp.com



Portimao, Saturday, March 23, 2024



4592 m.

GRANDE PRÉMIO TISSOT DE PORTUGAL

Qualifying Nr. 2

Best Partial Times

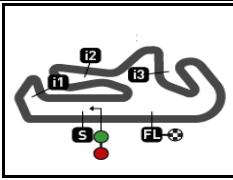
Moto3™

IT Ideal Lap Time, sum of the best partial times

BT Best Lap Time


T1		T2		T3		T4				IT		BT	
Pos	Rider	Time	Rider	Time	Rider	Time	Rider	Time	Pos	Rider	IT	BT	
1	J.KELSO	22.712	J.RUEDA	33.695	I.ORTOLA	15.841	J.RUEDA	33.620	1	D.ALONSO	1'46.295	1'46.497	(3)
2	M.BERTELLE	22.756	D.HOLGADO	33.809	J.KELSO	15.874	D.ALONSO	33.755	2	J.RUEDA	1'46.331	1'46.379	(1)
3	D.ALONSO	22.781	D.ALONSO	33.847	D.HOLGADO	15.874	A.FERNANDEZ	33.786	3	J.KELSO	1'46.438	1'46.438	(2)
4	C.VEIJER	22.910	F.FARIOLI	33.869	F.FARIOLI	15.908	I.ORTOLA	33.816	4	D.HOLGADO	1'46.483	1'46.547	(4)
5	D.HOLGADO	22.954	C.VEIJER	33.892	R.ROSSI	15.909	D.HOLGADO	33.846	5	M.BERTELLE	1'46.806	1'47.366	(12)
6	S.OGDEN	22.964	R.ROSSI	33.901	D.ALONSO	15.912	M.BERTELLE	33.850	6	I.ORTOLA	1'46.812	1'46.949	(7)
7	J.RUEDA	22.966	J.KELSO	33.912	J.ESTEBAN	15.974	S.NEPA	33.868	7	R.ROSSI	1'46.817	1'46.817	(5)
8	I.ORTOLA	22.970	S.NEPA	33.981	J.ROULSTONE	15.988	D.MUÑOZ	33.910	8	C.VEIJER	1'46.868	1'46.874	(6)
9	R.ROSSI	22.983	J.ESTEBAN	34.096	R.YAMANAKA	15.998	J.KELSO	33.940	9	F.FARIOLI	1'46.906	1'47.030	(8)
10	A.FERNANDEZ	23.024	J.ROULSTONE	34.099	M.BERTELLE	16.033	R.YAMANAKA	33.954	10	A.FERNANDEZ	1'46.987	1'47.500	(15)
11	D.MUÑOZ	23.060	D.MUÑOZ	34.120	S.OGDEN	16.036	C.VEIJER	33.958	11	S.NEPA	1'47.145	1'47.207	(10)
12	J.ESTEBAN	23.078	A.FERNANDEZ	34.133	N.CARRARO	16.044	J.ROULSTONE	33.982	12	S.OGDEN	1'47.173	1'47.173	(9)
13	N.CARRARO	23.092	S.OGDEN	34.160	A.FERNANDEZ	16.044	F.FARIOLI	34.004	13	J.ESTEBAN	1'47.228	1'47.336	(11)
14	F.FARIOLI	23.125	M.BERTELLE	34.167	J.RUEDA	16.050	S.OGDEN	34.013	14	J.ROULSTONE	1'47.257	1'47.463	(14)
15	R.YAMANAKA	23.127	I.ORTOLA	34.185	S.NEPA	16.068	R.ROSSI	34.024	15	D.MUÑOZ	1'47.260	1'47.394	(13)
16	J.ROULSTONE	23.188	N.CARRARO	34.228	C.VEIJER	16.108	V.PEREZ	34.036	16	R.YAMANAKA	1'47.472	1'47.871	(17)
17	V.PEREZ	23.188	V.PEREZ	34.362	D.MUÑOZ	16.170	J.ESTEBAN	34.080	17	N.CARRARO	1'47.479	1'47.694	(16)
18	S.NEPA	23.228	R.YAMANAKA	34.393	V.PEREZ	16.196	N.CARRARO	34.115	18	V.PEREZ	1'47.782	1'47.999	(18)

These data/results cannot be reproduced, stored and/or transmitted in whole or in part by any manner of electronic, mechanical, photocopying, recording, broadcasting or otherwise now known or herein after developed without the previous express consent by the copyright owner, except for reproduction in daily press and regular printed publications on sale to the public within 60 days of the event related to those data/results and always provided that copyright symbol appears together as follows below.
© DORNA, 2024



4592 m.

GRANDE PRÉMIO TISSOT DE PORTUGAL
Qualifying Nr. 2
Fastest Laps Sequence

<i>Practice Time</i>	 <i>Rider</i>	<i>Nation</i>	<i>Motorcycle</i>	<i>Time</i>	<i>Km/h</i>	<i>Rider's Lap</i>
3'51.450	66 Joel KELSO	AUS	KTM	1'47.483	153.8	2
3'58.131	99 Jose Antonio RUEDA	SPA	KTM	1'47.294	154.0	2
4'14.434	80 David ALONSO	COL	CFMOTO	1'47.190	154.2	2
5'41.909	96 Daniel HOLGADO	SPA	GASGAS	1'47.113	154.3	3
5'45.026	99 Jose Antonio RUEDA	SPA	KTM	1'46.895	154.6	3
11'54.334	66 Joel KELSO	AUS	KTM	1'46.438	155.3	5
16'25.100	99 Jose Antonio RUEDA	SPA	KTM	1'46.379	155.3	7

These data/results cannot be reproduced, stored and/or transmitted in whole or in part by any manner of electronic, mechanical, photocopying, recording, broadcasting or otherwise now known or herein after developed without the previous express consent by the copyright owner, except for reproduction in daily press and regular printed publications on sale to the public within 60 days of the event related to those data/results and always provided that copyright symbol appears together as follows below.
 © DORNA, 2024