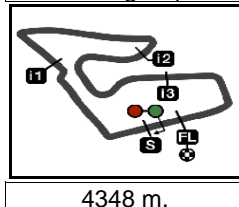


## CryptoDATA MOTORRAD GRAND PRIX VON ÖSTERREICH

## Free Practice Nr. 2

## Classification

10



	Rider	Nation	Team	Motorcycle	Time	Lap Total	Gap	Top Speed
1	33 Brad BINDER	RSA	Red Bull KTM Factory Racing	KTM	<b>1'29.813</b>	7 13		<b>315.7</b>
2	72 Marco BEZZECCHI	ITA	Mooney VR46 Racing Team	DUCATI	<b>1'29.896</b>	7 15	0.083 0.083	<b>315.7</b>
3	12 Maverick VIÑALES	SPA	Aprilia Racing	APRILIA	<b>1'29.958</b>	3 15	0.145 0.062	<b>313.0</b>
4	41 Aleix ESPARGARO	SPA	Aprilia Racing	APRILIA	<b>1'29.964</b>	6 13	0.151 0.006	<b>310.3</b>
5	1 Francesco BAGNAIA	ITA	Ducati Lenovo Team	DUCATI	<b>1'29.991</b>	7 16	0.178 0.027	<b>314.4</b>
6	73 Alex MARQUEZ	SPA	Gresini Racing MotoGP	DUCATI	<b>1'30.042</b>	5 15	0.229 0.051	<b>313.0</b>
7	10 Luca MARINI	ITA	Mooney VR46 Racing Team	DUCATI	<b>1'30.042</b>	13 15	0.229	<b>310.3</b>
8	20 Fabio QUARTARARO	FRA	Monster Energy Yamaha MotoGP	YAMAHA	<b>1'30.101</b>	4 15	0.288 0.059	<b>309.0</b>
9	5 Johann ZARCO	FRA	Prima Pramac Racing	DUCATI	<b>1'30.131</b>	14 17	0.318 0.030	<b>313.0</b>
10	89 Jorge MARTIN	SPA	Prima Pramac Racing	DUCATI	<b>1'30.162</b>	13 16	0.349 0.031	<b>310.3</b>
11	88 Miguel OLIVEIRA	POR	CryptoDATA RNF MotoGP Team	APRILIA	<b>1'30.177</b>	6 17	0.364 0.015	<b>311.6</b>
12	93 Marc MARQUEZ	SPA	Repsol Honda Team	HONDA	<b>1'30.177</b>	12 16	0.364	<b>310.3</b>
13	49 Fabio DI GIANNANTONIO	ITA	Gresini Racing MotoGP	DUCATI	<b>1'30.207</b>	11 13	0.394 0.030	<b>310.3</b>
14	43 Jack MILLER	AUS	Red Bull KTM Factory Racing	KTM	<b>1'30.290</b>	14 19	0.477 0.083	<b>310.3</b>
15	21 Franco MORBIDELLI	ITA	Monster Energy Yamaha MotoGP	YAMAHA	<b>1'30.388</b>	7 13	0.575 0.098	<b>310.3</b>
16	30 Takaaki NAKAGAMI	JPN	LCR Honda IDEMITSU	HONDA	<b>1'30.498</b>	4 13	0.685 0.110	<b>309.0</b>
17	23 Enea BASTIANINI	ITA	Ducati Lenovo Team	DUCATI	<b>1'30.514</b>	7 13	0.701 0.016	<b>310.3</b>
18	44 Pol ESPARGARO	SPA	GASGAS Factory Racing Tech3	KTM	<b>1'30.560</b>	5 13	0.747 0.046	<b>314.4</b>
19	36 Joan MIR	SPA	Repsol Honda Team	HONDA	<b>1'30.631</b>	6 14	0.818 0.071	<b>307.6</b>
20	32 Lorenzo SAVADORI	ITA	Aprilia Racing	APRILIA	<b>1'30.686</b>	5 13	0.873 0.055	<b>310.3</b>
21	25 Raul FERNANDEZ	SPA	CryptoDATA RNF MotoGP Team	APRILIA	<b>1'30.727</b>	12 14	0.914 0.041	<b>309.0</b>
22	37 Augusto FERNANDEZ	SPA	GASGAS Factory Racing Tech3	KTM	<b>1'30.823</b>	12 17	1.010 0.096	<b>309.0</b>
23	27 Iker LECUONA	SPA	LCR Honda CASTROL	HONDA	<b>1'31.477</b>	10 14	1.664 0.654	<b>305.0</b>

Practice condition: Dry

Air: 22°

Humidity: 76%

Ground: 25°

<b>Fastest Lap:</b>	Lap: 7	<b>Brad BINDER</b>	<b>1'29.813</b>	174.2 Km/h
<b>Best Race Lap:</b>	2022	<b>Jorge MARTIN</b>	<b>1'29.854</b>	174.2 Km/h
<b>All Time Lap Record:</b>	2023	<b>Marco BEZZECCHI</b>	<b>1'28.533</b>	176.8 Km/h

The results are provisional until the end of the limit for protest and appeals.

Time limit for protest expires 30' after publication of the results - ..... Time: .....

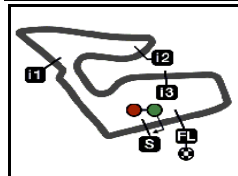
These data/results cannot be reproduced, stored and/or transmitted in whole or in part by any manner of electronic, mechanical, photocopying, recording, broadcasting or otherwise now known or herein after developed without the previous express consent by the copyright owner, except for reproduction in daily press and regular printed publications on sale to the public within 60 days of the event related to those data/results and always provided that copyright symbol appears together as follows below.

© DORNA, 2023

Official MotoGP Timing by TISSOT  
www.motogp.com

Spielberg, Saturday, August 19, 2023





4348 m.

## CryptoDATA MOTORRAD GRAND PRIX VON ÖSTERREICH

## Free Practice Nr. 2

## Top Speed &amp; Average

12



Rider	Nation	Motorcycle	Top 5 speeds					Average	Top
33 Brad BINDER	RSA	KTM	315.7	313.0	313.0	311.6	310.3	312.0	315.7
72 Marco BEZZECCHI	ITA	DUCATI	315.7	315.7	314.4	314.4	313.0	314.0	315.7
1 Francesco BAGNAIA	ITA	DUCATI	314.4	313.0	313.0	311.6	311.6	312.4	314.4
44 Pol ESPARGARO	SPA	KTM	314.4	313.0	313.0	313.0	311.6	312.4	314.4
5 Johann ZARCO	FRA	DUCATI	313.0	313.0	311.6	311.6	311.6	312.0	313.0
12 Maverick VIÑALES	SPA	APRILIA	313.0	311.6	310.3	309.0	309.0	310.1	313.0
73 Alex MARQUEZ	SPA	DUCATI	313.0	311.6	310.3	310.3	310.3	311.1	313.0
88 Miguel OLIVEIRA	POR	APRILIA	311.6	310.3	310.3	310.3	309.0	309.9	311.6
10 Luca MARINI	ITA	DUCATI	310.3	310.3	309.0	309.0	309.0	309.4	310.3
21 Franco MORBIDELLI	ITA	YAMAHA	310.3	309.0	309.0	307.6	307.6	308.3	310.3
23 Enea BASTIANINI	ITA	DUCATI	310.3	310.3	310.3	310.3	310.3	310.3	310.3
32 Lorenzo SAVADORI	ITA	APRILIA	310.3	309.0	309.0	309.0	309.0	309.3	310.3
41 Aleix ESPARGARO	SPA	APRILIA	310.3	310.3	310.3	309.0	309.0	309.6	310.3
43 Jack MILLER	AUS	KTM	310.3	310.3	309.0	309.0	309.0	309.5	310.3
49 Fabio DI GIANNANTONIO	ITA	DUCATI	310.3	309.0	309.0	306.3	306.3	308.2	310.3
89 Jorge MARTIN	SPA	DUCATI	310.3	310.3	310.3	310.3	309.0	309.5	310.3
93 Marc MARQUEZ	SPA	HONDA	310.3	310.3	310.3	309.0	309.0	309.7	310.3
20 Fabio QUARTARARO	FRA	YAMAHA	309.0	307.6	307.6	307.6	307.6	307.8	309.0
25 Raul FERNANDEZ	SPA	APRILIA	309.0	309.0	307.6	307.6	307.6	308.1	309.0
30 Takaaki NAKAGAMI	JPN	HONDA	309.0	309.0	305.0	305.0	305.0	306.0	309.0
37 Augusto FERNANDEZ	SPA	KTM	309.0	307.6	307.6	307.6	306.3	307.4	309.0
36 Joan MIR	SPA	HONDA	307.6	306.3	306.3	306.3	305.0	305.9	307.6
27 Iker LECUONA	SPA	HONDA	305.0	305.0	303.7	303.7	303.7	304.2	305.0

These data/results cannot be reproduced, stored and/or transmitted in whole or in part by any manner of electronic, mechanical, photocopying, recording, broadcasting or otherwise now known or herein after developed without the previous express consent by the copyright owner, except for reproduction in daily press and regular printed publications on sale to the public within 60 days of the event related to those data/results and always provided that copyright symbol appears together as follows below.

© DORNA, 2023

Official MotoGP Timing by TISSOT  
www.motogp.com



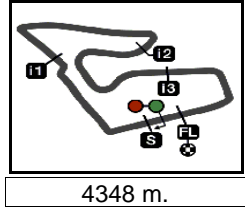
Spielberg, Saturday, August 19, 2023

## CryptoDATA MOTORRAD GRAND PRIX VON ÖSTERREICH

## Free Practice Nr. 2

## Chronological Analysis of Performances

13



4348 m.

\* Lap / Sector time cancelled

T1 Time from finish line to 1st intermediate

T3 Time from 2nd intermed. to 3rd intermed.

P Crossing the finish line in pit lane

T2 Time from 1st intermed. to 2nd intermed.

T4 Time from 3rd intermediate to finish line

\*\*Tyre data subject to further updates

Lap	Lap Time	T1	T2	T3	T4	Speed	Lap	Lap Time	T1	T2	T3	T4	Speed		
<b>1st</b>	<b>33</b>	<b>Brad BINDER</b> KTM RSA						<b>3rd</b>	<b>12</b>	<b>Maverick VIÑALES</b> APRILIA SPA					
		Red Bull KTM Factory Racing								Aprilia Racing					
		Runs=3 Total laps=13 Full laps=8 Valid laps=8								Runs=2 Total laps=15 Full laps=12 Valid laps=7					
Run #	1	Front Tyre	Slick-Hard	Rear Tyre	Slick-Medium		Run #	1	Front Tyre	Slick-Hard	Rear Tyre	Slick-Soft			
		11 Laps at start			New Tyre				13 Laps at start			4 Laps at start			
1	1'55.391	19.436	27.776	25.854	18.006		1	2'14.581	18.703	26.590	25.472	17.028			
2	<b>1'32.388</b>	25.562	25.841	24.226	16.759	313.0	2	<b>1'31.117</b>	25.250	25.296	24.023	16.548	310.3		
3	<b>1'30.530</b>	24.745	25.326	23.836	16.623	310.3	3	<b>1'29.958</b>	24.639	<b>25.117</b>	<b>23.831</b>	<b>16.371</b>	311.6		
4	<b>1'39.903</b>	34.241	25.344	23.830	16.488	310.3	4	1'33.886 *	24.695*	28.647	24.013	16.531	<b>313.0</b>		
5	<b>1'29.854</b>	<b>24.472</b>	25.172	<b>23.755</b>	16.455	313.0	5	1'30.912 *	24.683*	25.562	24.178	16.489	309.0		
6	<b>1'29.980</b>	24.613	<b>25.011</b>	23.827	16.529	<b>315.7</b>	6	<b>1'30.218</b>	24.513	25.257	24.035	16.413	309.0		
7	<b>1'29.813</b>	24.504	25.083	23.789	<b>16.437</b>	311.6	7	<b>1'30.062</b>	<b>24.452</b>	25.127	23.898	16.585	309.0		
8	1'38.883 P	24.654	25.581	24.764	23.884	310.3	8	1'40.710 P	24.452	25.192	26.320	24.746	309.0		
Run #	2	Front Tyre	Slick-Hard	Rear Tyre	Slick-Medium		Run #	2	Front Tyre	Slick-Hard	Rear Tyre	Slick-Soft			
		19 Laps at start			8 Laps at start				21 Laps at start			12 Laps at start			
9	6'21.068	21.578	25.954	24.527	16.854		9	8'12.139	18.479	26.068	24.527	16.862			
10	<b>1'30.703</b>	24.698	25.372	24.021	16.612	309.0	10	1'31.401 *	25.232*	25.424*	24.179	16.566	306.3		
11	2'48.440 P	1'21.676	34.524	28.148	24.092	309.0	11	<b>1'30.502</b>	24.630	25.149	24.185	16.538	306.3		
Run #	3	Front Tyre	Slick-Hard	Rear Tyre	Slick-Soft		12	<b>1'31.480</b>	24.540	26.195	24.153	16.592	307.6		
		18 Laps at start			4 Laps at start		13	1'30.525 *	24.479	25.241	24.185*	16.620	306.3		
12	6'20.336 *	20.998	27.331	25.876*	17.277		14	1'34.208 *	24.612	26.843	25.736*	17.017*	306.3		
13	<b>1'32.971</b>	25.937	25.666	24.583	16.785	309.0	15	<b>1'30.996</b>	24.695	25.273	24.287	16.741	307.6		
<b>2nd</b>	<b>72</b>	<b>Marco BEZZECCHI</b> DUCATI ITA						<b>4th</b>	<b>41</b>	<b>Aleix ESPARGARO</b> APRILIA SPA					
		Mooney VR46 Racing Team								Aprilia Racing					
		Runs=2 Total laps=15 Full laps=12 Valid laps=10								Runs=2 Total laps=13 Full laps=10 Valid laps=9					
Run #	1	Front Tyre	Slick-Hard	Rear Tyre	Slick-Soft		Run #	1	Front Tyre	Slick-Hard	Rear Tyre	Slick-Soft			
		6 Laps at start			4 Laps at start				5 Laps at start			5 Laps at start			
1	1'53.948	19.270	27.989	26.000	17.081		1	2'21.344	20.152	27.320	25.407	17.278			
2	<b>1'31.062</b>	25.135	25.310	24.134	16.483	310.3	2	<b>1'31.673</b>	25.483	25.546	24.079	16.565	306.3		
3	1'41.454 *	30.174*	30.580	24.148	16.552	309.0	3	<b>1'30.682</b>	24.934	25.285	23.934	<b>16.529</b>	306.3		
4	<b>1'30.122</b>	24.622	25.129	23.856	16.515	<b>315.7</b>	4	<b>1'30.682</b>	24.784	25.335	23.806	16.757	306.3		
5	<b>1'29.898</b>	24.764	<b>24.978</b>	23.770	<b>16.386</b>	315.7	5	<b>1'33.515</b>	26.070	26.267	24.275	16.903	309.0		
6	<b>1'30.292</b>	24.758	25.056	23.813	16.665	313.0	6	<b>1'29.964</b>	<b>24.627</b>	<b>25.088</b>	<b>23.708</b>	16.541	309.0		
7	<b>1'29.896</b>	24.645	25.087	<b>23.718</b>	16.446	314.4	7	1'40.806 P	27.231	26.758	24.297	22.520	293.8		
8	<b>1'30.097</b>	24.586	25.210	23.884	16.417	311.6	Run #	2	Front Tyre	Slick-Hard	Rear Tyre	Slick-Soft			
9	2'12.634 P	<b>24.507</b>			23.571	311.6			12 Laps at start			12 Laps at start			
Run #	2	Front Tyre	Slick-Hard	Rear Tyre	Slick-Medium		8	11'21.139 *	20.221	26.705*	25.058	16.690			
		15 Laps at start			11 Laps at start		9	<b>1'31.020</b>	24.911	25.474	23.987	16.648	<b>310.3</b>		
10	8'15.026 *	21.103	27.614*	26.747	19.740		10	<b>1'30.355</b>	24.729	25.257	23.828	16.541	309.0		
11	<b>1'31.251</b>	25.165	25.400	24.152	16.534	314.4	11	<b>1'30.338</b>	24.670	25.291	23.821	16.556	309.0		
12	<b>1'30.127</b>	24.643	25.238	23.823	16.423	313.0	12	1'30.357 *	24.630	25.345	23.800	16.582*	310.3		
13	<b>1'30.873</b>	25.071	25.166	23.880	16.756	313.0	13	<b>1'30.573</b>	24.751	25.274	23.860	16.688	310.3		
14	1'30.181 *	24.550	25.212	23.966*	16.453*	313.0									
15	<b>1'32.067</b>	25.024	26.256	24.141	16.646	311.6									

**Fastest Lap:** Brad BINDER Red Bull KTM Factory RSA **1'29.813** 24.504 25.083 23.789 16.437

These data/results cannot be reproduced, stored and/or transmitted in whole or in part by any manner of electronic, mechanical, photocopying, recording, broadcasting or otherwise now known or herein after developed without the previous express consent by the copyright owner, except for reproduction in daily press and regular printed publications on sale to the public within 60 days of the event related to those data/results and always provided that copyright symbol appears together as follows below.  
© DORNA, 2023



# Free Practice Nr. 2

# MotoGP

Lap	Lap Time	T1	T2	T3	T4	Speed	Lap	Lap Time	T1	T2	T3	T4	Speed	
<b>5th</b>	<b>1</b>	<b>Francesco BAGNAIA</b> DUCATI ITA						5	<b>1'30.374</b>	24.718	25.114	24.128	<b>16.414</b>	<b>310.3</b>
		Ducati Lenovo Team						6	<b>1'30.272</b>	24.586	25.086	24.073	16.527	309.0
		Runs=2 Total laps=16 Full laps=13 Valid laps=10						7	<b>1'30.521</b>	24.696	25.168	24.173	16.484	309.0
Run #	1	Front Tyre	Slick-Hard	Rear Tyre	Slick-Soft		Run #	2	Front Tyre	Slick-Hard	Rear Tyre	Slick-Soft		
		7 Laps at start			3 Laps at start					12 Laps at start			4 Laps at start	
1	2'14.163	18.884	32.770	28.075	17.827		9	6'52.439	19.365	27.741	25.210	17.177		
2	<b>1'31.244</b>	25.200	25.484	24.049	16.511	309.0	10	<b>1'31.125</b>	24.991	25.322	24.226	16.586	307.6	
3	<b>1'30.098</b>	24.699	<b>25.056</b>	23.868	<b>16.475</b>	309.0	11	<b>1'30.298</b>	24.620	25.116	24.071	16.491	307.6	
4	<b>1'33.888</b>	24.782	28.380	24.202	16.524	<b>314.4</b>	12	<b>1'30.375</b>	24.651	<b>24.992</b>	24.148	16.584	309.0	
5	1'31.378 *	24.730*	25.718	24.357	16.573	307.6	13	<b>1'30.042</b>	<b>24.546</b>	25.065	<b>23.949</b>	16.482	307.6	
6	<b>1'30.074</b>	24.623	25.123	23.792	16.536	311.6	14	1'30.031 *	24.548	25.042	24.003*	16.438	307.6	
7	<b>1'29.991</b>	<b>24.591</b>	25.158	<b>23.735</b>	16.507	313.0	15	1'44.911 P	24.661	30.455	26.290*	23.505	310.3	
8	1'45.551 P	25.757*	31.313	26.354	22.127	311.6								
Run #	2	Front Tyre	Slick-Hard	Rear Tyre	Slick-Soft		Run #	20	Front Tyre	Slick-Hard	Rear Tyre	Slick-Soft		
		15 Laps at start			11 Laps at start					11 Laps at start			2 Laps at start	
9	7'15.551	17.833	25.936	24.253	16.607		1	2'43.289	18.821	27.129	25.347	17.080		
10	<b>1'30.880</b>	24.956	25.259	24.113	16.552	310.3	2	<b>1'31.554</b>	25.268	25.355	24.261	16.670	305.0	
11	<b>1'30.217</b>	24.690	25.133	23.895	16.499	311.6	3	<b>1'30.573</b>	24.800	25.077	24.166	16.530	307.6	
12	<b>1'30.522</b>	24.701	25.258	24.030	16.533	313.0	4	<b>1'30.101</b>	24.552	25.018	24.021	16.510	306.3	
13	1'30.397 *	24.825*	25.149	23.858	16.565	310.3	5	<b>1'30.101</b>	<b>24.545</b>	25.030	24.049	16.477	307.6	
14	<b>1'41.922</b>	24.723	33.923	25.904	17.372	311.6	6	1'33.001 *	25.120*	26.440	24.578	16.863	307.6	
15	1'30.912 *	24.861	25.244	23.993*	16.814*	306.3	7	<b>1'30.382</b>	24.791	25.063	<b>24.003</b>	16.525	306.3	
16	<b>1'30.381</b>	24.624	25.156	23.993	16.608	309.0	8	1'36.300 P	24.583	25.011	23.993*	22.708	306.3	
Run #	1	Front Tyre	Slick-Hard	Rear Tyre	Slick-Soft		Run #	2	Front Tyre	Slick-Hard	Rear Tyre	Slick-Soft		
		9 Laps at start			4 Laps at start					19 Laps at start			4 Laps at start	
1	2'01.907	19.327	27.625	25.449	17.171		9	7'39.758 *	18.210	26.717	24.818*	16.788		
2	<b>1'32.272</b>	25.520	25.772	24.236	16.744	309.0	10	1'31.286 *	25.148*	25.284*	24.295	16.559	307.6	
3	<b>1'30.835</b>	24.916	25.302	24.096	16.521	309.0	11	<b>1'30.339</b>	24.679	25.104	24.080	<b>16.476</b>	307.6	
4	<b>1'30.411</b>	24.696	25.244	23.999	16.472	310.3	12	<b>1'30.151</b>	24.554	25.083	24.010	16.504	307.6	
5	<b>1'30.042</b>	24.696	<b>25.074</b>	23.891	<b>16.381</b>	311.6	13	1'32.660 *	25.260*	26.741	24.107*	16.552	306.3	
6	<b>1'30.338</b>	24.811	25.162	23.857	16.508	310.3	14	1'30.138 *	24.545	<b>25.006</b>	23.945*	16.642*	<b>309.0</b>	
7	<b>1'35.328</b>	24.824	28.065	25.365	17.074	309.0	15	1'30.299 *	24.560	25.085	24.031*	16.623	306.3	
8	<b>1'30.129</b>	24.595	25.077	23.913	16.544	310.3								
9	1'36.167 P	<b>24.549</b>	25.442	<b>23.799</b>	22.377	<b>313.0</b>								
Run #	2	Front Tyre	Slick-Hard	Rear Tyre	Slick-Soft		Run #	5	Front Tyre	Slick-Hard	Rear Tyre	Slick-Soft		
		18 Laps at start			13 Laps at start					11 Laps at start			5 Laps at start	
10	8'41.539 *	21.514	26.798*	25.364	16.951		1	1'55.152	18.756	27.298	25.785	17.642		
11	<b>1'31.085</b>	24.818	25.363	24.274	16.630	307.6	2	<b>1'32.102</b>	25.268	25.607	24.313	16.914	310.3	
12	<b>1'30.204</b>	24.556	25.103	24.022	16.523	306.3	3	<b>1'31.022</b>	25.054	25.266	24.081	16.621	309.0	
13	<b>1'30.396</b>	24.589	25.091	24.186	16.530	307.6	4	1'39.290 *	27.669*	29.150	25.878	16.593	309.0	
14	1'30.830 *	24.577	25.229	24.111*	16.913*	307.6	5	<b>1'30.429</b>	24.894	25.127	23.984	<b>16.424</b>	311.6	
15	<b>1'30.277</b>	24.612	25.126	23.913	16.626	307.6	6	<b>1'30.878</b>	25.130	25.280	23.991	16.477	310.3	
							7	1'37.380 P	25.077	25.258	24.424	22.621	311.6	
Run #	1	Front Tyre	Slick-Hard	Rear Tyre	Slick-Soft		Run #	2	Front Tyre	Slick-Hard	Rear Tyre	Slick-Soft		
		4 Laps at start			5 Laps at start					18 Laps at start			6 Laps at start	
1	2'36.427	18.581	27.189	25.400	17.194		8	5'42.605	19.402	26.808	24.831	16.862		
2	<b>1'32.348</b>	25.314	25.916	24.396	16.722	305.0	9	1'31.983 *	25.550*	25.547	24.264	16.622	309.0	
3	<b>1'30.871</b>	24.978	25.206	24.140	16.547	307.6	10	<b>1'30.618</b>	24.972	25.181	23.939	16.526	309.0	
4	<b>1'31.363</b>	25.062	25.288	24.475	16.538	307.6	11	<b>1'30.847</b>	24.808	25.395	23.971	16.673	310.3	
							12	<b>1'30.388</b>	24.840	25.175	23.772	16.601	311.6	

**Fastest Lap:** Brad BINDER Red Bull KTM Factory RSA **1'29.813** 24.504 25.083 23.789 16.437

These data/results cannot be reproduced, stored and/or transmitted in whole or in part by any manner of electronic, mechanical, photocopying, recording, broadcasting or otherwise now known or herein after developed without the previous express consent by the copyright owner, except for reproduction in daily press and regular printed publications on sale to the public within 60 days of the event related to those data/results and always provided that copyright symbol appears together as follows below.  
© DORNA, 2023

Official MotoGP Timing by TISSOT  
www.motogp.com

Spielberg, Saturday, August 19, 2023

Page 2 of 5



# Free Practice Nr. 2

MotoGP

Lap	Lap Time	T1	T2	T3	T4	Speed
13	<b>1'30.191</b>	24.716	25.061	23.892	16.522	311.6
14	<b>1'30.131</b>	24.759	25.099	23.761	16.512	311.6
15	<b>1'30.347</b>	24.815	25.108	23.839	16.585	313.0
16	1'31.213 *	24.734	25.213	23.944*	17.322*	313.0
17	1'35.122 *	27.676*	26.524	24.079	16.843	311.6

**10th 89** **Jorge MARTIN** DUCATI SPA  
 Prima Pramac Racing  
 Runs=2 Total laps=16 Full laps=13 Valid laps=9

Run #	1	Front Tyre	Slick-Hard	Rear Tyre	Slick-Soft
		11 Laps at start		6 Laps at start	
1	2'13.010	18.225	26.719	25.508	17.225
2	<b>1'31.235</b>	25.066	25.390	24.095	16.684
3	<b>1'30.296</b>	24.588	25.147	23.973	16.588
4	<b>1'35.653</b>	26.513	28.308	23.860	16.972
5	<b>1'30.924</b>	24.588	25.382	24.083	16.871
6	1'32.275 *	24.773*	25.237	23.748*	18.517
7	<b>1'30.308</b>	24.525	25.304	23.764	16.715
8	<b>1'30.277</b>	24.533	25.242	23.805	16.697
9	1'32.635 *	26.275	25.397	24.166*	16.797
10	1'43.130 P	24.646	30.223	24.797	23.464

Run #	2	Front Tyre	Slick-Hard	Rear Tyre	Slick-Soft
		21 Laps at start		16 Laps at start	
11	6'28.425 *	20.788	25.876*	24.279	16.698
12	<b>1'30.285</b>	24.515	25.239	24.002	16.529
13	<b>1'30.162</b>	24.471	25.184	23.857	16.650
14	1'30.353 *	24.412	25.262	24.025*	16.654
15	1'34.608 *	25.851*	26.898	24.373*	17.486*
16	<b>1'32.577</b>	24.582	25.420	25.255	17.320

**11th 88** **Miguel OLIVEIRA** APRILIA POR  
 CryptoDATA RNF MotoGP Team  
 Runs=2 Total laps=17 Full laps=14 Valid laps=10

Run #	1	Front Tyre	Slick-Hard	Rear Tyre	Slick-Soft
		New Tyre		3 Laps at start	
1	1'58.735	20.598	27.471	25.414	17.366
2	<b>1'32.539</b>	25.461	25.987	24.373	16.718
3	1'34.567 *	26.343*	27.327	24.267	16.630
4	<b>1'30.683</b>	24.790	25.368	24.020	16.505
5	<b>1'35.998</b>	29.331	26.017	24.117	16.533
6	<b>1'30.177</b>	24.711	25.171	23.882	16.413
7	<b>1'30.263</b>	24.671	25.225	23.840	16.527
8	1'36.550 *	28.578*	26.768	24.522	16.682
9	1'36.333 P	24.792	25.359	24.105	22.077

Run #	2	Front Tyre	Slick-Hard	Rear Tyre	Slick-Soft
		9 Laps at start		12 Laps at start	
10	6'19.651	19.712	25.984	24.539	16.903
11	<b>1'31.075</b>	25.001	25.300	24.169	16.605
12	<b>1'30.795</b>	24.720	25.416	24.092	16.567
13	1'30.785 *	24.948	25.200	24.047*	16.590
14	<b>1'30.489</b>	24.601	25.234	24.042	16.612
15	1'31.097 *	24.763*	25.355	24.103	16.876
16	<b>1'30.887</b>	24.736	25.310	24.137	16.704
17	<b>1'36.342</b>	27.838	25.988	25.110	17.406

**12th 93** **Marc MARQUEZ** HONDA SPA  
 Repsol Honda Team  
 Runs=2 Total laps=16 Full laps=12 Valid laps=10

Run #	1	Front Tyre	Slick-Hard	Rear Tyre	Slick-Medium
		10 Laps at start		New Tyre	
1	1'53.910	19.219	28.703	26.251	17.399
2	<b>1'33.863</b>	25.835	26.087	24.984	16.957
3	<b>1'32.032</b>	25.238	25.489	24.360	16.945
4	<b>1'31.978</b>	24.926	25.893	24.415	16.744
5	<b>1'30.601</b>	24.818	25.303	23.981	16.499
6	1'34.501 *	26.253*	27.182	24.136	16.930
7	<b>1'32.005</b>	24.766	25.649	24.907	16.683
8	1'42.893 P	29.419*	26.551	24.509*	22.414

Run #	2	Front Tyre	Slick-Hard	Rear Tyre	Slick-Soft
		18 Laps at start		5 Laps at start	
9	7'06.752	19.135	27.145	25.306	17.262
10	<b>1'32.413</b>	25.187	25.602	24.735	16.889
11	<b>1'30.617</b>	24.775	25.218	24.037	16.587
12	<b>1'30.177</b>	24.526	25.031	23.973	16.647
13	<b>1'30.416</b>	24.559	25.150	24.054	16.653
14	<b>1'30.476</b>	24.578	25.219	24.045	16.634
15	1'30.687 *	24.580	25.185	24.069*	16.853*
16	1'44.362 P	29.411*	27.417	25.242	22.292

**13th 49** **Fabio DI GIANNANTONI** DUCATI ITA  
 Gresini Racing MotoGP  
 Runs=2 Total laps=13 Full laps=10 Valid laps=9

Run #	1	Front Tyre	Slick-Hard	Rear Tyre	Slick-Medium
		12 Laps at start		11 Laps at start	
1	1'55.631	19.214	28.024	25.765	17.963
2	<b>1'32.629</b>	25.686	25.879	24.219	16.845
3	<b>1'31.609</b>	25.107	25.673	24.062	16.767
4	<b>1'31.383</b>	24.944	25.599	24.090	16.750
5	<b>1'30.674</b>	24.710	25.360	23.996	16.608
6	<b>1'30.372</b>	24.643	25.189	24.004	16.536
7	<b>1'30.397</b>	24.612	25.167	24.046	16.572
8	1'46.897 P	28.522*	31.083	24.642	22.650

Run #	2	Front Tyre	Slick-Hard	Rear Tyre	Slick-Soft
		20 Laps at start		5 Laps at start	
9	8'08.434 *	20.941	26.587	24.607	16.989*
10	1'31.008 *	25.143*	25.314	24.013	16.538
11	<b>1'30.207</b>	24.681	25.147	23.872	16.507
12	<b>1'30.427</b>	24.696	25.296	23.888	16.547
13	<b>1'30.220</b>	24.624	25.133	23.932	16.531
	unfinished	24.500	25.186	23.985	303.7

**14th 43** **Jack MILLER** KTM AUS  
 Red Bull KTM Factory Racing  
 Runs=2 Total laps=19 Full laps=15 Valid laps=12

Run #	1	Front Tyre	Slick-Hard	Rear Tyre	Slick-Soft
		17 Laps at start		6 Laps at start	
1	1'48.384	19.566	27.300	25.582	17.353
2	<b>1'32.419</b>	25.185	25.670	24.654	16.910
3	<b>1'42.974</b>	26.131	35.432	24.589	16.822
4	<b>1'30.535</b>	24.778	25.150	23.994	16.613
5	<b>1'30.570</b>	24.665	25.271	23.979	16.655

**Fastest Lap:** Brad BINDER Red Bull KTM Factory RSA **1'29.813** 24.504 25.083 23.789 16.437

These data/results cannot be reproduced, stored and/or transmitted in whole or in part by any manner of electronic, mechanical, photocopying, recording, broadcasting or otherwise now known or herein after developed without the previous express consent by the copyright owner, except for reproduction in daily press and regular printed publications on sale to the public within 60 days of the event related to those data/results and always provided that copyright symbol appears together as follows below.  
 © DORNA, 2023



# Free Practice Nr. 2

# MotoGP

Lap	Lap Time	T1	T2	T3	T4	Speed	Lap	Lap Time	T1	T2	T3	T4	Speed
6	1'36.485 *	27.778*	27.778	24.145	16.784	310.3	12	1'30.973 *	24.763	25.434	24.041*	16.735*	305.0
7	<b>1'30.358</b>	24.629	25.155	23.932	16.642	306.3	13	1'40.091 P	26.543	25.958	25.108	22.482	302.5
8	1'39.417 P	24.729	26.215	25.725	22.748	310.3	<b>17th 23 Enea BASTIANINI</b> DUCATI ITA Ducati Lenovo Team Runs=3 Total laps=13 Full laps=9 Valid laps=7						
<b>Run # 2</b>	<b>Front Tyre</b>	<b>Slick-Hard</b>	<b>Rear Tyre</b>	<b>Slick-Soft</b>									
		<b>New Tyre</b>		<b>4 Laps at start</b>									
9	3'20.378	19.603	27.529	25.066	16.947		<b>Run # 1</b>	<b>Front Tyre</b>	<b>Slick-Hard</b>	<b>Rear Tyre</b>	<b>Slick-Soft</b>		
10	1'32.563 *	25.207*	26.152	24.395	16.809	307.6			<b>2 Laps at start</b>		<b>2 Laps at start</b>		
11	1'31.552 *	25.071*	25.610	24.213	16.658	306.3	1	2'29.296 P	20.525	38.132	31.215	24.922	
12	<b>1'30.532</b>	24.637	25.193	23.965	16.737	307.6	<b>Run # 2</b>	<b>Front Tyre</b>	<b>Slick-Hard</b>	<b>Rear Tyre</b>	<b>Slick-Soft</b>		
13	<b>1'31.840</b>	24.807	25.903	24.391	16.739	309.0			<b>3 Laps at start</b>		<b>3 Laps at start</b>		
14	<b>1'30.290</b>	24.649	<b>25.035</b>	24.004	<b>16.602</b>	307.6	2	5'56.257	20.561	28.582	25.559	17.089	
15	<b>1'31.262</b>	24.553	25.251	24.675	16.783	309.0	3	<b>1'32.130</b>	25.485	25.574	24.358	16.713	309.0
16	<b>1'30.301</b>	24.547	25.203	<b>23.909</b>	16.642	307.6	4	<b>1'31.131</b>	24.945	25.412	24.144	16.630	<b>310.3</b>
17	<b>1'31.326</b>	<b>24.512</b>	26.026	24.105	16.683	307.6	5	<b>1'30.836</b>	24.818	25.356	24.037	16.625	310.3
18	<b>1'30.547</b>	24.658	25.252	23.987	16.650	307.6	6	<b>1'30.598</b>	24.736	25.261	24.037	<b>16.564</b>	310.3
19	1'39.286 P	24.888	25.564	26.445	22.389	307.6	7	<b>1'30.514</b>	24.753	<b>25.060</b>	<b>24.022</b>	16.679	310.3
<b>15th 21 Franco MORBIDELLI</b> YAMAHA ITA Monster Energy Yamaha MotoGP Runs=2 Total laps=13 Full laps=9 Valid laps=9						8 <b>1'30.667</b> <b>24.713</b> 25.218 24.114 16.622 309.0							
<b>Run # 1</b>	<b>Front Tyre</b>	<b>Slick-Hard</b>	<b>Rear Tyre</b>	<b>Slick-Medium</b>									
		<b>8 Laps at start</b>		<b>New Tyre</b>									
1	1'55.871	19.862	27.353	25.316	17.704		<b>Run # 3</b>	<b>Front Tyre</b>	<b>Slick-Hard</b>	<b>Rear Tyre</b>	<b>Slick-Soft</b>		
2	<b>1'32.608</b>	25.629	26.021	24.200	16.758	303.7			<b>11 Laps at start</b>		<b>11 Laps at start</b>		
3	<b>1'31.653</b>	25.461	25.498	24.043	16.651	307.6	10	6'40.733	22.793	26.719	24.485	16.724	
4	<b>1'31.295</b>	25.126	25.450	24.115	16.604	309.0	11	<b>1'34.030</b>	25.306	25.416	25.724	17.584	310.3
5	<b>1'30.603</b>	24.870	25.285	<b>23.881</b>	16.567	307.6	12	1'31.068 *	25.011	25.366	24.044*	16.647*	309.0
6	<b>1'30.449</b>	24.811	25.195	23.939	<b>16.504</b>	<b>310.3</b>	13	1'30.642 *	24.739	25.160	24.128*	16.615	310.3
7	<b>1'30.388</b>	24.745	25.176	23.904	16.563	307.6	<b>18th 44 Poi ESPARGARO</b> KTM SPA GASGAS Factory Racing Tech3 Runs=2 Total laps=13 Full laps=9 Valid laps=4						
8	<b>1'37.999</b>	24.976	30.155	26.147	16.721	309.0	<b>Run # 1</b>	<b>Front Tyre</b>	<b>Slick-Hard</b>	<b>Rear Tyre</b>	<b>Slick-Soft</b>		
9	<b>1'30.500</b>	<b>24.682</b>	<b>25.132</b>	24.080	16.606	307.6			<b>9 Laps at start</b>		<b>3 Laps at start</b>		
10	<b>1'37.154</b>	28.538	27.260	24.680	16.676	306.3	1	1'55.689	18.962	27.343	25.512	17.892	
11	1'42.206 P	24.770	28.533	26.022	22.881	306.3	2	<b>1'32.615</b>	25.568	26.069	24.179	16.799	310.3
<b>Run # 2</b>	<b>Front Tyre</b>	<b>Slick-Medium</b>	<b>Rear Tyre</b>	<b>Slick-Soft</b>									
		<b>New Tyre</b>		<b>3 Laps at start</b>									
12	11'09.894 *	19.380	26.986	25.574*	20.291*		3	<b>1'31.272</b>	24.850	25.459	24.249	16.714	313.0
13	1'37.842 P	25.167	25.311	24.288	23.076	307.6	4	1'39.583 *	30.434*	28.370	24.120	16.659	311.6
<b>16th 30 Takaaki NAKAGAMI</b> HONDA JPN LCR Honda IDEMITSU Runs=2 Total laps=13 Full laps=9 Valid laps=7						5 <b>1'30.560</b> 24.694 25.300 <b>23.979</b> 16.587 <b>314.4</b>							
<b>Run # 1</b>	<b>Front Tyre</b>	<b>Slick-Medium</b>	<b>Rear Tyre</b>	<b>Slick-Soft</b>									
		<b>New Tyre</b>		<b>5 Laps at start</b>									
1	2'15.841	20.944	28.532	26.633	18.038		6	1'36.106 *	24.820	29.896	24.459	16.931*	313.0
2	<b>1'33.551</b>	25.774	26.195	24.798	16.784	303.7	7	1'30.466 *	24.640	25.218	24.049*	<b>16.559</b>	313.0
3	<b>1'30.749</b>	24.857	<b>25.270</b>	24.125	16.497	305.0	8	1'36.325 P	<b>24.638</b>	<b>25.182</b>	24.056*	22.449	311.6
4	<b>1'30.498</b>	<b>24.684</b>	25.436	<b>23.892</b>	<b>16.486</b>	305.0	<b>Run # 2</b>	<b>Front Tyre</b>	<b>Slick-Hard</b>	<b>Rear Tyre</b>	<b>Slick-Soft</b>		
5	<b>1'30.688</b>	24.781	25.399	23.958	16.550	<b>309.0</b>			<b>17 Laps at start</b>		<b>11 Laps at start</b>		
6	<b>1'30.754</b>	24.795	25.361	23.987	16.611	309.0	9	7'55.367	18.192	27.374	24.497	16.965	
7	<b>1'30.866</b>	24.769	25.333	24.170	16.594	305.0	10	1'32.349 *	25.529*	25.345*	24.588*	16.887	311.6
8	1'36.548 P	24.727	25.469	24.099	22.253	305.0	11	<b>1'38.303</b>	24.913	29.347	27.037	17.006	311.6
<b>Run # 2</b>	<b>Front Tyre</b>	<b>Slick-Medium</b>	<b>Rear Tyre</b>	<b>Slick-Soft</b>									
		<b>8 Laps at start</b>		<b>5 Laps at start</b>									
9	11'14.457	20.996	30.643	26.486	17.230		12	1'30.582 *	24.663	25.210	24.087*	16.622	310.3
10	1'39.824 *	30.764*	27.222	25.015	16.823	301.2	13	1'41.585 P	24.877	29.420	24.884	22.404	311.6
11	<b>1'31.189</b>	24.836	25.449	24.158	16.746	305.0	<b>19th 36 Joan MIR</b> HONDA SPA Repsol Honda Team Runs=2 Total laps=14 Full laps=10 Valid laps=7						
<b>Fastest Lap:</b> Brad BINDER Red Bull KTM Factory RSA <b>1'29.813</b> 24.504 25.083 23.789 16.437						<b>Run # 1</b> <b>Front Tyre</b> <b>Slick-Soft</b> <b>Rear Tyre</b> <b>Slick-Soft</b>							
						<b>New Tyre</b> <b>5 Laps at start</b>							
						1 2'06.482 19.390 27.507 25.331 17.148							
						2 <b>1'32.497</b> 25.507 25.748 24.394 16.848 305.0							
						3 1'31.391 * 24.946* 25.460 24.219 16.766 306.3							
						4 <b>1'31.150</b> 24.737 25.512 24.188 16.713 305.0							
						5 1'32.374 * 25.601* 25.837 24.159 16.777 306.3							

These data/results cannot be reproduced, stored and/or transmitted in whole or in part by any manner of electronic, mechanical, photocopying, recording, broadcasting or otherwise now known or herein after developed without the previous express consent by the copyright owner, except for reproduction in daily press and regular printed publications on sale to the public within 60 days of the event related to those data/results and always provided that copyright symbol appears together as follows below.  
© DORNA, 2023



# Free Practice Nr. 2

# MotoGP

Lap	Lap Time	T1	T2	T3	T4	Speed	Lap	Lap Time	T1	T2	T3	T4	Speed										
6	1'30.631	24.651	25.237	24.047	16.696	306.3	<b>22nd 37</b>	<b>Augusto FERNANDEZ</b> GASGAS Factory Racing Tech3	KTM	SPA	Runs=2	Total laps=17	Full laps=13	Valid laps=12									
7	1'42.202	P 26.587	26.407	24.973	24.235	307.6																	
<b>Run # 2</b>	<b>Front Tyre</b>	<b>Slick-Soft</b>	<b>Rear Tyre</b>	<b>Slick-Soft</b>											<b>Run # 1</b>	<b>Front Tyre</b>	<b>Slick-Hard</b>	<b>Rear Tyre</b>	<b>Slick-Soft</b>				
7 Laps at start						12 Laps at start									New Tyre		5 Laps at start						
8	7'55.789	18.741	26.236	24.746	16.903										1	1'56.447	20.322	29.180	27.745	18.628			
9	1'31.590	24.940	25.494	24.328	16.828	303.7									2	1'33.420	25.977	25.913	24.583	16.947	296.2		
10	1'31.061	* 24.738*	25.319*	24.232	16.772	303.7									3	1'32.042	25.201	25.815	24.316	16.710	309.0		
11	1'32.506	25.905	25.439	24.339	16.823	305.0	4	1'31.485	25.080	25.667	24.069	16.669	307.6										
12	1'30.915	24.624	25.264	24.278	16.749	303.7	5	1'31.379	25.053	25.575	24.109	16.642	307.6										
13	1'35.858	28.341	26.070	24.563	16.884	302.5	6	1'30.868	24.856	25.427	23.981	16.604	306.3										
14	1'41.277	P 24.715	25.693	25.404*	25.465	303.7	7	1'30.993	24.786	25.538	24.030	16.639	305.0										
<b>20th 32</b>	<b>Lorenzo SAVADORI</b>	APRILIA		ITA																			
Aprilia Racing		Runs=2		Total laps=13		Full laps=9		Valid laps=9															
<b>Run # 1</b>	<b>Front Tyre</b>	<b>Slick-Hard</b>	<b>Rear Tyre</b>	<b>Slick-Soft</b>			<b>Run # 1</b>	<b>Front Tyre</b>	<b>Slick-Hard</b>	<b>Rear Tyre</b>	<b>Slick-Soft</b>												
8 Laps at start						4 Laps at start																	
1	2'15.036	25.400	40.767	25.003	17.024		12	1'30.823	24.763	25.376	24.011	16.673	305.0										
2	1'31.585	25.385	25.568	24.009	16.623	309.0	13	1'36.170	24.833	30.097	24.111	17.129	305.0										
3	1'30.795	24.937	25.336	23.982	16.540	309.0	14	1'41.850	P 26.237*	28.324	24.886	22.403	307.6										
4	1'33.640	24.852	27.779	24.411	16.598	306.3	<b>Run # 2</b>	<b>Front Tyre</b>	<b>Slick-Hard</b>	<b>Rear Tyre</b>	<b>Slick-Soft</b>												
5	1'30.686	25.000	25.402	23.847	16.437	307.6	14 Laps at start						19 Laps at start										
6	1'30.933	24.939	25.466	23.871	16.657	310.3	15	5'58.248	18.669	25.969	24.876	16.773											
7	1'31.195	24.959	25.258	24.065	16.913	309.0	16	1'31.399	* 24.865	25.536	24.251	16.747*	303.7										
8	1'43.354	P 26.929	26.720	27.052	22.653	309.0	17	1'36.694	P 24.874	25.549	24.140	22.131	305.0										
<b>Run # 2</b>	<b>Front Tyre</b>	<b>Slick-Hard</b>	<b>Rear Tyre</b>	<b>Slick-Soft</b>			<b>Run # 2</b>	<b>Front Tyre</b>	<b>Slick-Hard</b>	<b>Rear Tyre</b>	<b>Slick-Soft</b>												
16 Laps at start						4 Laps at start																	
9	6'51.496	23.349	32.148	25.278	16.993		15	5'58.248	18.669	25.969	24.876	16.773											
10	1'32.446	25.468	25.480	24.575	16.923	303.7	16	1'31.399	* 24.865	25.536	24.251	16.747*	303.7										
11	1'31.702	25.162	25.349	24.128	17.063	307.6	17	1'36.694	P 24.874	25.549	24.140	22.131	305.0										
12	1'31.729	25.169	25.596	24.196	16.768	307.6	<b>Run # 2</b>	<b>Front Tyre</b>	<b>Slick-Hard</b>	<b>Rear Tyre</b>	<b>Slick-Soft</b>												
13	1'44.471	P 30.315	26.512	25.047	22.597	307.6	12 Laps at start						7 Laps at start										
<b>21st 25</b>	<b>Raul FERNANDEZ</b>	APRILIA		SPA																			
CryptoDATA RNF MotoGP Team		Runs=2		Total laps=14		Full laps=10		Valid laps=7															
<b>Run # 1</b>	<b>Front Tyre</b>	<b>Slick-Hard</b>	<b>Rear Tyre</b>	<b>Slick-Soft</b>			<b>Run # 2</b>	<b>Front Tyre</b>	<b>Slick-Hard</b>	<b>Rear Tyre</b>	<b>Slick-Soft</b>												
8 Laps at start						6 Laps at start																	
1	2'22.205	19.478	27.582	25.112	17.297		3	6'25.425	21.187	26.182	24.539	17.010											
2	1'33.050	25.668	26.223	24.341	16.818	307.6	4	1'31.828	25.274	25.492	24.273	16.789	303.7										
3	1'31.752	25.299	25.547	24.274	16.632	306.3	5	1'31.836	25.251	25.630	24.186	16.769	305.0										
4	1'31.402	* 25.015*	25.456	24.318	16.613	306.3	6	1'31.690	* 25.133*	25.608	24.157	16.792	302.5										
5	1'30.972	24.831	25.300	24.171	16.670	305.0	7	1'38.536	P 26.314*	25.879	24.390	21.953	301.2										
6	1'31.406	* 25.004*	25.416	24.304	16.682	307.6	<b>Run # 3</b>	<b>Front Tyre</b>	<b>Slick-Hard</b>	<b>Rear Tyre</b>	<b>Slick-Soft</b>												
7	1'32.647	24.923	25.770	24.870	17.084	306.3	17 Laps at start						12 Laps at start										
8	1'31.271	24.844	25.387	24.347	16.693	303.7	8	4'55.636	18.410	26.248	24.341	17.085											
9	1'44.393	P 29.148*	27.508	24.644	23.093	305.0	9	1'31.788	* 25.426*	25.597*	24.046	16.719	303.7										
<b>Run # 2</b>	<b>Front Tyre</b>	<b>Slick-Hard</b>	<b>Rear Tyre</b>	<b>Slick-Soft</b>			10	1'31.477	25.062	25.641	24.064	16.710	303.7										
17 Laps at start						4 Laps at start																	
10	6'24.777	19.257	26.073	25.061	17.144		11	1'32.892	25.880	25.853	24.266	16.893	302.5										
11	1'31.693	* 25.567*	25.358*	24.094	16.674	309.0	12	1'31.493	24.933	25.639	24.222	16.699	302.5										
12	1'30.727	24.887	25.183	24.040	16.617	307.6	13	1'31.686	* 24.983*	25.476	24.200*	17.027*	302.5										
13	1'30.948	24.821	25.374	24.028	16.725	307.6	14	1'31.774	25.051	25.601	24.250	16.872	302.5										
14	1'41.852	P 24.790	25.840	26.691	24.531	309.0																	

**Fastest Lap:** Brad BINDER Red Bull KTM Factory RSA **1'29.813** 24.504 25.083 23.789 16.437

These data/results cannot be reproduced, stored and/or transmitted in whole or in part by any manner of electronic, mechanical, photocopying, recording, broadcasting or otherwise now known or herein after developed without the previous express consent by the copyright owner, except for reproduction in daily press and regular printed publications on sale to the public within 60 days of the event related to those data/results and always provided that copyright symbol appears together as follows below.  
© DORNA, 2023

Official MotoGP Timing by TISSOT  
www.motogp.com

Spielberg, Saturday, August 19, 2023

Page 5 of 5

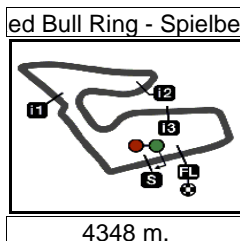


## CryptoDATA MOTORRAD GRAND PRIX VON ÖSTERREICH


## Free Practice Nr. 2

## Combined Practice Times

7



4348 m.

		Rider	Nation	Team	MOTORCYCLE	FP1	FP2	Gap
1	33	<b>B.BINDER</b>	RSA	Red Bull KTM Factory Racing	KTM	1'30.746 19	<b>1'29.813</b> 7	
2	5	<b>J.ZARCO</b>	FRA	Prima Pramac Racing	DUCATI	<b>1'29.838</b> 20	1'30.131 14	0.025 0.025
3	72	<b>M.BEZZECCHI</b>	ITA	Mooney VR46 Racing Team	DUCATI	1'30.305 14	<b>1'29.896</b> 7	0.083 0.058
4	12	<b>M.VIÑALES</b>	SPA	Aprilia Racing	APRILIA	1'30.249 10	<b>1'29.958</b> 3	0.145 0.062
5	41	<b>A.ESPARGARO</b>	SPA	Aprilia Racing	APRILIA	1'30.376 7	<b>1'29.964</b> 6	0.151 0.006
6	1	<b>F.BAGNAIA</b>	ITA	Ducati Lenovo Team	DUCATI	1'30.367 19	<b>1'29.991</b> 7	0.178 0.027
7	73	<b>A.MARQUEZ</b>	SPA	Gresini Racing MotoGP	DUCATI	1'30.286 11	<b>1'30.042</b> 5	0.229 0.051
8	10	<b>L.MARINI</b>	ITA	Mooney VR46 Racing Team	DUCATI	1'30.778 6	<b>1'30.042</b> 13	0.229
9	20	<b>F.QUARTARARO</b>	FRA	Monster Energy Yamaha MotoGP	YAMAHA	1'30.237 9	<b>1'30.101</b> 4	0.288 0.059
10	89	<b>J.MARTIN</b>	SPA	Prima Pramac Racing	DUCATI	1'30.429 5	<b>1'30.162</b> 13	0.349 0.061
11	88	<b>M.OLIVEIRA</b>	POR	CryptoDATA RNF MotoGP Team	APRILIA	1'30.821 20	<b>1'30.177</b> 6	0.364 0.015
12	93	<b>M.MARQUEZ</b>	SPA	Repsol Honda Team	HONDA	1'30.856 7	<b>1'30.177</b> 12	0.364
13	49	<b>F.DI GIANNANTO</b>	ITA	Gresini Racing MotoGP	DUCATI	1'30.307 18	<b>1'30.207</b> 11	0.394 0.030
14	43	<b>J.MILLER</b>	AUS	Red Bull KTM Factory Racing	KTM	1'31.366 8	<b>1'30.290</b> 14	0.477 0.083
15	30	<b>T.NAKAGAMI</b>	JPN	LCR Honda IDEMITSU	HONDA	<b>1'30.338</b> 5	1'30.498 4	0.525 0.048
16	21	<b>F.MORBIDELLI</b>	ITA	Monster Energy Yamaha MotoGP	YAMAHA	1'30.642 12	<b>1'30.388</b> 7	0.575 0.050
17	23	<b>E.BASTIANINI</b>	ITA	Ducati Lenovo Team	DUCATI	<b>1'30.459</b> 5	1'30.514 7	0.646 0.071
18	36	<b>J.MIR</b>	SPA	Repsol Honda Team	HONDA	<b>1'30.460</b> 17	1'30.631 6	0.647 0.001
19	44	<b>P.ESPARGARO</b>	SPA	GASGAS Factory Racing Tech3	KTM	1'30.797 19	<b>1'30.560</b> 5	0.747 0.100
20	32	<b>L.SAVADORI</b>	ITA	Aprilia Racing	APRILIA	1'31.283 13	<b>1'30.686</b> 5	0.873 0.126
21	25	<b>R.FERNANDEZ</b>	SPA	CryptoDATA RNF MotoGP Team	APRILIA	1'31.232 18	<b>1'30.727</b> 12	0.914 0.041
22	37	<b>A.FERNANDEZ</b>	SPA	GASGAS Factory Racing Tech3	KTM	1'31.020 10	<b>1'30.823</b> 12	1.010 0.096
23	27	<b>I.LECUONA</b>	SPA	LCR Honda CASTROL	HONDA	1'31.885 5	<b>1'31.477</b> 10	1.664 0.654

<b>Pole Position Record:</b>	2022	<b>Enea BASTIANINI</b>	<b>1'28.772</b>	176.3 Km/h
<b>Best Race Lap:</b>	2022	<b>Jorge MARTIN</b>	<b>1'29.854</b>	174.2 Km/h
<b>All Time Lap Record:</b>	2023	<b>Marco BEZZECCHI</b>	<b>1'28.533</b>	176.8 Km/h

The results are provisional until the end of the limit for protest and appeals.

Time limit for protest expires 60' after publication of the results - ..... Time: .....

These data/results cannot be reproduced, stored and/or transmitted in whole or in part by any manner of electronic, mechanical, photocopying, recording, broadcasting or otherwise now known or herein after developed without the previous express consent by the copyright owner, except for reproduction in daily press and regular printed publications on sale to the public within 60 days of the event related to those data/results and always provided that copyright symbol appears together as follows below.

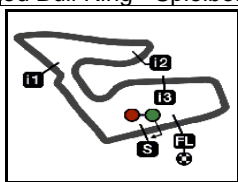
© DORNA, 2023

Official MotoGP Timing by TISSOT  
www.motogp.com

Spielberg, Saturday, August 19, 2023







4348 m.

## CryptoDATA MOTORRAD GRAND PRIX VON ÖSTERREICH

## Free Practice Nr. 2

## Best Partial Times

MotoGP™

IT Ideal Lap Time, sum of the best partial times

BT Best Lap Time

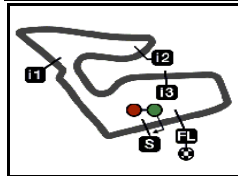
T1		T2		T3		T4				IT	BT	
Pos	Rider	Time	Rider	Time	Rider	Time	Rider	Time	Pos	Rider	IT	BT
1	J.MARTIN	24.412	M.BEZZECCHI	24.978	A.ESPARGARO	23.708	M.VIÑALES	16.371	1	<b>M.BEZZECCHI</b>	1'29.589	1'29.896 (2)
2	<b>M.VIÑALES</b>	<b>24.452</b>	<b>L.MARINI</b>	<b>24.992</b>	<b>M.BEZZECCHI</b>	<b>23.718</b>	<b>A.MARQUEZ</b>	<b>16.381</b>	2	<b>B.BINDER</b>	1'29.675	1'29.813 (1)
3	B.BINDER	24.472	F.QUARTARARO	25.006	F.BAGNAIA	23.735	M.BEZZECCHI	16.386	3	<b>M.VIÑALES</b>	1'29.771	1'29.958 (3)
4	<b>F.DI GIANNANTO</b>	<b>24.500</b>	<b>B.BINDER</b>	<b>25.011</b>	<b>B.BINDER</b>	<b>23.755</b>	<b>M.OLIVEIRA</b>	<b>16.413</b>	4	<b>A.MARQUEZ</b>	1'29.803	1'30.042 (6)
5	M.BEZZECCHI	24.507	M.MARQUEZ	25.031	J.ZARCO	23.761	L.MARINI	16.414	5	<b>J.MARTIN</b>	1'29.852	1'30.162 (10)
6	<b>J.MILLER</b>	<b>24.512</b>	<b>J.MILLER</b>	<b>25.035</b>	<b>J.MARTIN</b>	<b>23.764</b>	<b>J.ZARCO</b>	<b>16.424</b>	6	<b>F.BAGNAIA</b>	1'29.857	1'29.991 (5)
7	M.MARQUEZ	24.526	F.BAGNAIA	25.056	A.MARQUEZ	23.799	L.SAVADORI	16.437	7	<b>L.MARINI</b>	1'29.901	1'30.042 (7)
8	<b>F.QUARTARARO</b>	<b>24.545</b>	<b>E.BASTIANINI</b>	<b>25.060</b>	<b>M.VIÑALES</b>	<b>23.831</b>	<b>B.BINDER</b>	<b>16.437</b>	8	<b>A.ESPARGAR</b>	1'29.952	1'29.964 (4)
9	L.MARINI	24.546	J.ZARCO	25.061	M.OLIVEIRA	23.840	F.BAGNAIA	16.475	9	<b>J.ZARCO</b>	1'29.962	1'30.131 (9)
10	<b>A.MARQUEZ</b>	<b>24.549</b>	<b>A.MARQUEZ</b>	<b>25.074</b>	<b>L.SAVADORI</b>	<b>23.847</b>	<b>F.QUARTARARO</b>	<b>16.476</b>	10	<b>F.DI GIANNAN</b>	1'30.012	1'30.207 (13)
11	F.BAGNAIA	24.591	A.ESPARGARO	25.088	F.DI GIANNANTO	23.872	T.NAKAGAMI	16.486	11	<b>M.OLIVEIRA</b>	1'30.025	1'30.177 (11)
12	<b>M.OLIVEIRA</b>	<b>24.601</b>	<b>M.VIÑALES</b>	<b>25.117</b>	<b>F.MORBIDELLI</b>	<b>23.881</b>	<b>M.MARQUEZ</b>	<b>16.499</b>	12	<b>M.MARQUEZ</b>	1'30.029	1'30.177 (12)
13	J.MIR	24.624	F.MORBIDELLI	25.132	T.NAKAGAMI	23.892	F.MORBIDELLI	16.504	13	<b>F.QUARTARAR</b>	1'30.030	1'30.101 (8)
14	<b>A.ESPARGARO</b>	<b>24.627</b>	<b>F.DI GIANNANTO</b>	<b>25.133</b>	<b>J.MILLER</b>	<b>23.909</b>	<b>F.DI GIANNANTO</b>	<b>16.507</b>	14	<b>J.MILLER</b>	1'30.058	1'30.290 (14)
15	P.ESPARGARO	24.638	J.MARTIN	25.147	L.MARINI	23.949	A.ESPARGARO	16.529	15	<b>F.MORBIDELLI</b>	1'30.199	1'30.388 (15)
16	<b>F.MORBIDELLI</b>	<b>24.682</b>	<b>M.OLIVEIRA</b>	<b>25.171</b>	<b>M.MARQUEZ</b>	<b>23.973</b>	<b>J.MARTIN</b>	<b>16.529</b>	16	<b>T.NAKAGAMI</b>	1'30.332	1'30.498 (16)
17	T.NAKAGAMI	24.684	P.ESPARGARO	25.182	P.ESPARGARO	23.979	P.ESPARGARO	16.559	17	<b>P.ESPARGAR</b>	1'30.358	1'30.560 (18)
18	<b>E.BASTIANINI</b>	<b>24.713</b>	<b>R.FERNANDEZ</b>	<b>25.183</b>	<b>A.FERNANDEZ</b>	<b>23.981</b>	<b>E.BASTIANINI</b>	<b>16.564</b>	18	<b>E.BASTIANINI</b>	1'30.359	1'30.514 (17)
19	J.ZARCO	24.716	J.MIR	25.237	F.QUARTARARO	24.003	J.MILLER	16.602	19	<b>L.SAVADORI</b>	1'30.394	1'30.686 (20)
20	<b>A.FERNANDEZ</b>	<b>24.763</b>	<b>L.SAVADORI</b>	<b>25.258</b>	<b>E.BASTIANINI</b>	<b>24.022</b>	<b>A.FERNANDEZ</b>	<b>16.604</b>	20	<b>J.MIR</b>	1'30.604	1'30.631 (19)
21	R.FERNANDEZ	24.790	T.NAKAGAMI	25.270	R.FERNANDEZ	24.028	R.FERNANDEZ	16.613	21	<b>R.FERNANDEZ</b>	1'30.614	1'30.727 (21)
22	<b>L.SAVADORI</b>	<b>24.852</b>	<b>A.FERNANDEZ</b>	<b>25.376</b>	<b>I.LECUONA</b>	<b>24.046</b>	<b>J.MIR</b>	<b>16.696</b>	22	<b>A.FERNANDEZ</b>	1'30.724	1'30.823 (22)
23	I.LECUONA	24.933	I.LECUONA	25.476	J.MIR	24.047	I.LECUONA	16.699	23	<b>I.LECUONA</b>	1'31.154	1'31.477 (23)

These data/results cannot be reproduced, stored and/or transmitted in whole or in part by any manner of electronic, mechanical, photocopying, recording, broadcasting or otherwise now known or herein after developed without the previous express consent by the copyright owner, except for reproduction in daily press and regular printed publications on sale to the public within 60 days of the event related to those data/results and always provided that copyright symbol appears together as follows below.

© DORNA, 2023


Official MotoGP Timing by  TISSOT  
www.motogp.com





4348 m.

**CryptoDATA MOTORRAD GRAND PRIX VON ÖSTERREICH****Free Practice Nr. 2****Fastest Laps Sequence**

<i>Practice Time</i>	 <i>Rider</i>	<i>Nation</i>	<i>Motorcycle</i>	<i>Time</i>	<i>Km/h</i>	<i>Rider's Lap</i>
<b>3'20.803</b>	43 <b>Jack MILLER</b>	AUS	KTM	<b>1'32.419</b>	169.3	2
<b>3'25.010</b>	72 <b>Marco BEZZECCHI</b>	ITA	DUCATI	<b>1'31.062</b>	171.8	2
<b>4'58.276</b>	5 <b>Johann ZARCO</b>	FRA	DUCATI	<b>1'31.022</b>	171.9	3
<b>4'58.309</b>	33 <b>Brad BINDER</b>	RSA	KTM	<b>1'30.530</b>	172.9	3
<b>5'14.541</b>	89 <b>Jorge MARTIN</b>	SPA	DUCATI	<b>1'30.296</b>	173.3	3
<b>5'15.505</b>	1 <b>Francesco BAGNAIA</b>	ITA	DUCATI	<b>1'30.098</b>	173.7	3
<b>5'15.656</b>	12 <b>Maverick VIÑALES</b>	SPA	APRILIA	<b>1'29.958</b>	174.0	3
<b>8'06.484</b>	72 <b>Marco BEZZECCHI</b>	ITA	DUCATI	<b>1'29.898</b>	174.1	5
<b>8'08.066</b>	33 <b>Brad BINDER</b>	RSA	KTM	<b>1'29.854</b>	174.2	5
<b>11'07.859</b>	33 <b>Brad BINDER</b>	RSA	KTM	<b>1'29.813</b>	174.2	7

These data/results cannot be reproduced, stored and/or transmitted in whole or in part by any manner of electronic, mechanical, photocopying, recording, broadcasting or otherwise now known or herein after developed without the previous express consent by the copyright owner, except for reproduction in daily press and regular printed publications on sale to the public within 60 days of the event related to those data/results and always provided that copyright symbol appears together as follows below.

© DORNA, 2023

Official MotoGP Timing by TISSOT  
www.motogp.com

Spielberg, Saturday, August 19, 2023

