

4348 m.

CryptoDATA MOTORRAD GRAND PRIX VON ÖSTERREICH

Race

Classification after 20 laps = 86.96 km

29

Pos		Rider	Nation	Team	Motorcycle	Total Time	Km/h	Gap
1	25	53 Deniz ÖNCÜ	TUR	Red Bull KTM Ajo	KTM	34'04.291	153.1	
2	20	96 Daniel HOLTADO	SPA	Red Bull KTM Tech3	KTM	34'04.296	153.1	0.005
3	16	71 Ayumu SASAKI	JPN	Liqui Moly Husqvarna Intact GP	HUSQVARNA	34'04.410	153.1	0.119
4	13	95 Collin VEIJER	NED	Liqui Moly Husqvarna Intact GP	HUSQVARNA	34'04.427	153.1	0.136
5	11	48 Ivan ORTOLÁ	SPA	Angeluss MTA Team	KTM	34'07.426	152.9	3.135
6	10	54 Riccardo ROSSI	ITA	SIC58 Squadra Corse	HONDA	34'09.561	152.7	5.270
7	9	6 Ryusei YAMANAKA	JPN	GASGAS Aspar Team	GASGAS	34'12.428	152.5	8.137
8	8	10 Diogo MOREIRA	BRA	MT Helmets - MSI	KTM	34'12.673	152.5	8.382
9	7	44 David MUÑOZ	SPA	BOE Motorsports	KTM	34'12.744	152.5	8.453
10	6	82 Stefano NEPA	ITA	Angeluss MTA Team	KTM	34'12.906	152.4	8.615
11	5	99 José Antonio RUEDA	SPA	Red Bull KTM Ajo	KTM	34'12.958	152.4	8.667
12	4	18 Matteo BERTELLE	ITA	Rivacold Snipers Team	HONDA	34'13.530	152.4	9.239
13	3	24 Tatsuki SUZUKI	JPN	Leopard Racing	HONDA	34'13.807	152.4	9.516
14	2	27 Kaito TOBA	JPN	SIC58 Squadra Corse	HONDA	34'19.032	152.0	14.741
15	1	38 David SALVADOR	SPA	CIP Green Power	KTM	34'23.634	151.7	19.343
16		66 Joel KELSO	AUS	CFMOTO Racing PruestelGP	CFMOTO	34'23.706	151.6	19.415
17		55 Romano FENATI	ITA	Rivacold Snipers Team	HONDA	34'23.817	151.6	19.526
18		72 Taiyo FURUSATO	JPN	Honda Team Asia	HONDA	34'24.637	151.6	20.346
19		43 Xavier ARTIGAS	SPA	CFMOTO Racing PruestelGP	CFMOTO	34'25.815	151.5	21.524
20		12 Noah DETTWILER	SWI	CFMOTO Racing PruestelGP	CFMOTO	34'26.049	151.5	21.758
21		7 Filippo FARIOLI	ITA	Red Bull KTM Tech3	KTM	34'26.141	151.5	21.850
22		19 Scott OGDEN	GBR	VisionTrack Racing Team	HONDA	34'26.584	151.7	22.293
23		33 Tatchakorn BUASRI	THA	Honda Team Asia	HONDA	34'33.975	150.9	29.684
24		20 Lorenzo FELLON	FRA	CIP Green Power	KTM	34'36.105	150.7	31.814
25		22 Ana CARRASCO	SPA	BOE Motorsports	KTM	34'36.149	150.7	31.858
26		64 Mario AJI	INA	Honda Team Asia	HONDA	34'36.304	150.7	32.013
27		70 Joshua WHATLEY	GBR	VisionTrack Racing Team	HONDA	34'41.245	150.4	36.954
28		63 Syarifuddin AZMAN	MAL	MT Helmets - MSI	KTM	34'49.803	149.8	45.512
29		80 David ALONSO	COL	GASGAS Aspar Team	GASGAS	34'40.672	142.9	1 lap
Not classified								
		5 Jaime MASIA	SPA	Leopard Racing	HONDA	5'09.406	151.7	17 laps

The results are provisional until the end of the limit for protest and appeals.

Time limit for protest expires 30' after publication of the results - Time:

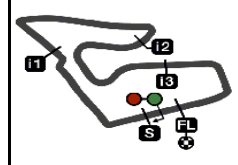
These data/results cannot be reproduced, stored and/or transmitted in whole or in part by any manner of electronic, mechanical, photocopying, recording, broadcasting or otherwise now known or herein after developed without the previous express consent by the copyright owner, except for reproduction in daily press and regular printed publications on sale to the public within 60 days of the event related to those data/results and always provided that copyright symbol appears together as follows below.

© DORNA, 2023

CryptoDATA MOTORRAD GRAND PRIX VON ÖSTERREICH
Race

Classification after 20 laps = 86.96 km

29



4348 m.

Pos	Rider	Nation	Team	Motorcycle	Total Time	Km/h	Gap
-----	-------	--------	------	------------	------------	------	-----

Race condition: Dry

Air: 26°

Humidity: 71%

Ground: 26°

Pole Position:

Fastest Lap:

Best Race Lap:

All Time Lap Record:

	Collin VEIJER	1'41.486	154.2 Km/h
Lap 7	David ALONSO	1'41.452	154.2 Km/h
2022	David MUÑOZ	1'40.910	155.1 Km/h
2022	David MUÑOZ	1'40.910	155.1 Km/h

10:45'00

11:00'15

11:03'03

11:04'28

11:10'44 Jaume MASIA

11:11'27 Scott OGDEN11:12'28 Joshua WHATLEY11:12'38 Syarifuddin AZMAN11:13'59 Taiyo FURUSATO

11:14'01 Syarifuddin AZMAN

11:14'21 Syarifuddin AZMAN

11:14'36 Joel KELSO11:14'40 Ivan ORTOLÁ11:15'48 Taiyo FURUSATO11:17'01 David SALVADOR11:20'09 Xavier ARTIGAS11:20'31 Riccardo ROSSI11:22'08 Joshua WHATLEY

11:22'15 David ALONSO

11:23'04 David ALONSO

11:23'46 Joel KELSO11:24'06 Taiyo FURUSATO11:24'28 Filippo FARIOLI11:24'32 Lorenzo FELLON11:25'56 Diogo MOREIRA11:26'05 Joshua WHATLEY11:26'58 Joel KELSO11:27'44 Tatsuki SUZUKI11:27'45 Joshua WHATLEY11:28'03 Noah DETTWILER11:28'56 Kaito TOBA11:30'45 David ALONSO11:33'01 Ana CARRASCO11:34'15 Scott OGDEN11:38'42 Scott OGDEN

SIGHTING LAP START

WARM UP LAP START

RACE START

No jump starts

stopped with technical issue

track limits warningtrack limits warningtrack limits warninglong lap penalty due to shortcut at T2

crashed out - Rider OK

re-joined race

track limits warningtrack limits warninglong lap penalty - COMPLETEDtrack limits warningtrack limits warningtrack limits warninglong lap penalty due to exceeding track limit

crashed out - Rider OK

re-joined race

long lap penalty due to exceeding track limittrack limits warningtrack limits warningtrack limits warningtrack limits warninglong lap penalty due to incorrect long lap executionlong lap penalty - COMPLETEDtrack limits warninglong lap penalty - COMPLETEDtrack limits warningtrack limits warningtrack limits warningtrack limits warninglong lap penalty due to exceeding track limit3 seconds penalty - insufficient time to complete long lap penalty

The results are provisional until the end of the limit for protest and appeals.

Time limit for protest expires 30' after publication of the results - Time:

These data/results cannot be reproduced, stored and/or transmitted in whole or in part by any manner of electronic, mechanical, photocopying, recording, broadcasting or otherwise now known or herein after developed without the previous express consent by the copyright owner, except for reproduction in daily press and regular printed publications on sale to the public within 60 days of the event related to those data/results and always provided that copyright symbol appears together as follows below.

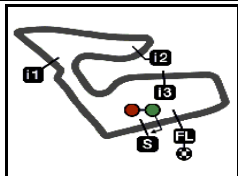
© DORNA, 2023

Official MotoGP Timing by TISSOT
www.motogp.com

Spielberg, Sunday, August 20, 2023

Page 2 of 2





4348 m.

CryptoDATA MOTORRAD GRAND PRIX VON ÖSTERREICH

Moto3™

World Championship Classification

30

Rider		Points	Leader	Previous	POR	ARG	AME	SPA	FRA	ITA	GER	NED	GBR	AUT	CAT	RSM	IND	JPN	INA	AUS	THA	MAL	QAT	VAL	
1	HOLGADO Daniel	SPA	161			25	13	11	10	25	25	16	0	16	20										
2	SASAKI Ayumu	JPN	135	26	26	10	-	-	13	20	16	20	20	16											
3	ÖNCÜ Deniz	TUR	124	37	11	6	0	10	7	10	20	25	16	5	25										
4	ORTOLÁ Ivan	SPA	118	43	6	-	0	25	25	13	5	13	13	11											
5	MASIA Jaume	SPA	109	52	9	11	-	20	16	16	11	10	25	0	-										
6	MOREIRA Diogo	BRA	94	67	15	16	20	13	6	-	9	9	4	9	8										
7	ALONSO David	COL	90	71	4	-	2	8	20	8	13	11	3	25	0										
8	RUEDA José Antonio	SPA	65	96	25	13	0	6	11	7	2	3	10	8	5										
9	ARTIGAS Xavier	SPA	57	104	8	8	8	16	9	9	-	5	2	0	0										
10	NEPA Stefano	ITA	56	105	1	9	10	-	1	6	7	7	6	4	6										
11	MUÑOZ David	SPA	53	108	3	20	0	-	-	-	-	4	11	11	7										
12	VEIJER Collin	NED	47	114	6	4	0	3	0	1	10	-	9	7	13										
13	YAMANAKA Ryusei	JPN	45	116	2	0	7	7	0	11	1	8	1	1	9										
14	SUZUKI Tatsuki	JPN	41	120	4	2	25	-	8	3	-	-	-	-	3										
15	TOBA Kaito	JPN	40	121	1	5	9	5	-	4	6	2	5	2	2										
16	SALVADOR David	SPA	31	130	9	3	6	9	-	2	0	0	0	10	1										
17	ROSSI Riccardo	ITA	23	138	8	1	-	1	-	0	8	0	0	3	10										
18	FENATI Romano	ITA	22	139	1	0	3	0	5	0	0	0	8	6	0										
19	OGDEN Scott	GBR	20	141	2	-	11	2	4	-	3	0	0	0	0										
20	KELSO Joel	AUS	19	142	1	7	-	-	0	5	-	0	7	0	0										
21	MIGNO Andrea	ITA	17	144	2	-	16	0	0	-	0	1	0	-	-										
22	BERTELLE Matteo	ITA	15	146	2	0	4	-	3	0	4	-	0	-	4										

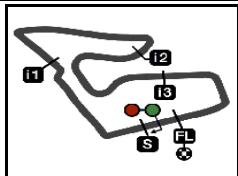
These data/results cannot be reproduced, stored and/or transmitted in whole or in part by any manner of electronic, mechanical, photocopying, recording, broadcasting or otherwise now known or herein after developed without the previous express consent by the copyright owner, except for reproduction in daily press and regular printed publications on sale to the public within 60 days of the event related to those data/results and always provided that copyright symbol appears together as follows below.
© DORNA, 2023

Official MotoGP Timing by TISSOT
www.motogp.com

Spielberg, Sunday, August 20, 2023

Page 1 of 3





4348 m.

CryptoDATA MOTORRAD GRAND PRIX VON ÖSTERREICH

Moto3™

World Championship Classification

30

Rider		Points	Leader	Previous	POR	ARG	AME	SPA	FRA	ITA	GER	NED	GBR	AUT	CAT	RSM	IND	JPN	INA	AUS	THA	MAL	QAT	VAL	
23 FURUSATO Taiyo	JPN	6	155	9	0	0	0	0	-	-	6	0	0	0											
24 AZMAN Syarifuddin	MAL	5	156	1	0	5	-	0	-	-	-	-	-	0											
25 AJI Mario	INA	4	157	1	0	-	4	0	0	0	0	0	0	0											
26 FARIOLI Filippo	ITA	2	159	2	-	0	0	2	0	-	0	0	0	0											
27 WHATLEY Joshua	GBR	1	160	1	0	1	-	0	0	0	0	-	0	0											
28 FERNANDEZ Adrian	SPA	0	161	1	-	-	-	-	-	-	0	-	-	-											
29 ALMANSA David	SPA	0	161	0	-	0	0	0	-	-	-	-	-	-											
30 LUNETTA Luca	ITA	0	161	0	-	-	-	-	-	0	-	-	-	-											
31 CARRASCO Ana	SPA	0	161	0	0	0	0	0	0	0	0	0	0	0											
32 DETTWILER Noah	SWI	0	161	0	-	-	-	-	-	-	-	-	-	0											
33 BUASRI Tatchakorn	THA	0	161	0	-	-	-	-	-	-	0	-	-	0											
34 FELLON Lorenzo	FRA	0	161	0	-	-	-	-	-	-	-	-	0	0											
35 SHAHRIL Danial	MAL	0	161	0	-	-	-	-	-	-	0	-	-	-											

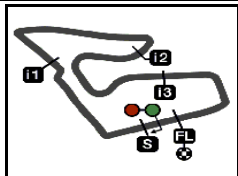
These data/results cannot be reproduced, stored and/or transmitted in whole or in part by any manner of electronic, mechanical, photocopying, recording, broadcasting or otherwise now known or herein after developed without the previous express consent by the copyright owner, except for reproduction in daily press and regular printed publications on sale to the public within 60 days of the event related to those data/results and always provided that copyright symbol appears together as follows below.
© DORNA, 2023

Official MotoGP Timing by 
www.motogp.com

Spielberg, Sunday, August 20, 2023

Page 2 of 3



4348 m.

CryptoDATA MOTORRAD GRAND PRIX VON ÖSTERREICH

Moto3™

World Championship Classification

30

Constructor		Points	Leader	Previous	POR	ARG	AME	SPA	FRA	ITA	GER	NED	GBR	AUT	CAT	RSM	IND	JPN	INA	AUS	THA	MAL	QAT	VAL	
1	KTM	227			25	20	25	25	25	25	25	16	16	25											
2	HONDA	150	77	77	11	25	20	16	16	11	10	25	6	10											
3	HUSQVARNA	138	89	12	10	-	3	13	20	16	20	20	20	16											
4	GASGAS	107	120	31	-	7	8	20	11	13	11	3	25	9											
5	CFMOTO	62	165	45	8	8	16	9	9	-	5	7	-	-											

Team		Points	Leader	Previous	POR	ARG	AME	SPA	FRA	ITA	GER	NED	GBR	AUT	CAT	RSM	IND	JPN	INA	AUS	THA	MAL	QAT	VAL	
1	RED BULL KTM AJO	189			19	-	16	18	17	22	28	26	13	30											
2	LIQUI MOLY HUSQVARNA INTACT GP	182	7	7	14	-	3	13	21	26	20	29	27	29											
3	ANGELUSS MTA TEAM	174	15	8	9	10	25	26	19	12	20	19	17	17											
4	RED BULL KTM TECH3	163	26	11	25	13	11	12	25	25	16	-	16	20											
5	LEOPARD RACING	150	39	13	13	25	20	24	19	11	10	25	-	3											
6	GASGAS ASPAR TEAM	135	54	15	-	9	15	20	19	14	19	4	26	9											
7	MT HELMETS - MSI	99	90	36	16	25	13	6	-	9	9	4	9	8											
8	CFMOTO RACING PRUESTELGP	76	113	23	15	8	16	9	14	-	5	9	-	-											
9	SIC58 SQUADRA CORSE	63	126	13	6	9	6	-	4	14	2	5	5	12											
10	BOE MOTORSPORTS	53	136	10	20	-	-	-	-	-	4	11	11	7											
11	CIP GREEN POWER	48	141	5	3	22	9	-	2	-	1	-	10	1											
12	RIVACOLD SNIPERS TEAM	37	152	11	-	7	-	8	-	4	-	8	6	4											
13	VISIONTRACK RACING TEAM	21	168	16	-	12	2	4	-	3	-	-	-	-											
14	HONDA TEAM ASIA	10	179	11	-	-	4	-	-	-	6	-	-	-											

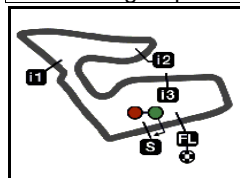
These data/results cannot be reproduced, stored and/or transmitted in whole or in part by any manner of electronic, mechanical, photocopying, recording, broadcasting or otherwise now known or herein after developed without the previous express consent by the copyright owner, except for reproduction in daily press and regular printed publications on sale to the public within 60 days of the event related to those data/results and always provided that copyright symbol appears together as follows below.
© DORNA, 2023

Official MotoGP Timing by TISSOT
www.motogp.com

Spielberg, Sunday, August 20, 2023

Page 3 of 3





CryptoDATA MOTORRAD GRAND PRIX VON ÖSTERREICH
Race
Lap Chart

31

Pos	1	2	3	4	5	6	7	8	9	10	11	12	13	14	15	16	17	18	19	20	21	22	23	24	25	26	27	28	29	30
Grid	95	96	53	5	99	54	80	71	66	44	82	24	6	55	19	18	72	48	10	63	27	43	12	7	38	22	64	70	33	20

	1	2	3	4	5	6	7	8	9	10	11	12	13	14	15	16	17	18	19	20	21	22	23	24	25	26	27	28	29	30	
	96	96	53	95	5	80	71	54	44	99	66	82	24	18	48	10	19	6	72	27	55	38	43	33	70	63	64	7	20	12	22
	2	96	95	53	80	5	71	54	44	66	82	99	24	10	48	18	6	19	72	27	55	38	43	33	70	63	7	20	64	12	22
	3	96	95	53	80	5	71	54	66	44	99	10	82	48	24	6	18	72	19	27	55	38	43	33	63	70	7	20	64	12	22
	4	96	95	53	80	71	54	66	44	10	99	48	82	24	6	18	72	19	27	55	38	43	33	63	70	7	20	64	12	22	
	5	96	53	95	80	71	54	66	44	10	99	48	82	24	6	18	72	27	19	55	38	43	33	63	70	7	20	12	64	22	
	6	96	53	95	80	71	54	44	66	48	10	99	24	82	6	72	18	27	55	19	38	43	63	33	7	70	12	20	64	22	
	7	96	53	95	80	71	54	48	44	10	99	66	24	6	82	72	18	27	55	38	19	43	33	7	70	12	20	64	22	63	
	8	96	95	53	80	71	54	48	44	10	99	24	6	82	18	66	27	55	38	19	43	72	33	7	12	70	20	64	22	63	
	9	95	96	53	80	71	54	48	10	44	99	24	82	6	66	18	27	55	38	19	72	43	7	33	12	70	20	64	22	63	
	10	96	53	80	95	71	54	48	10	99	44	24	82	6	66	18	27	55	38	19	72	43	7	33	12	70	20	64	22	63	
L	11	96	80	53	95	71	54	48	10	44	24	99	6	82	18	66	27	38	19	55	72	43	7	33	12	70	20	64	22	63	
a	12	96	53	71	95	54	48	10	44	24	6	82	99	18	66	27	38	19	55	72	43	7	33	12	70	20	64	22	63	80	
P	13	96	71	53	95	54	48	10	44	6	99	24	82	18	66	27	55	38	19	72	43	7	33	12	20	64	22	70	63	80	
S	14	71	96	53	95	48	54	10	99	6	44	82	24	18	27	55	19	38	66	43	72	7	12	33	20	64	22	70	63	80	
	15	96	71	53	95	48	54	10	6	44	99	82	24	18	27	55	38	19	66	72	43	7	12	33	22	64	20	70	63	80	
	16	96	71	53	95	48	54	10	6	44	82	24	99	18	27	19	38	55	66	72	43	7	12	33	22	20	64	70	63	80	
	17	96	71	53	95	48	54	6	10	44	99	24	82	18	27	19	38	55	66	72	43	7	12	33	22	20	64	70	63	80	
	18	96	71	53	95	48	54	10	6	44	99	24	82	18	27	55	19	38	66	72	43	7	12	33	22	20	64	70	63	80	
	19	96	71	53	95	48	54	6	44	10	82	99	18	24	27	38	19	55	66	72	7	43	12	33	22	20	64	70	63	80	
	20	53	96	71	95	48	54	6	10	44	82	99	18	24	27	19	38	66	55	72	43	12	7	33	20	22	64	70	63		

Winner Lapped rider

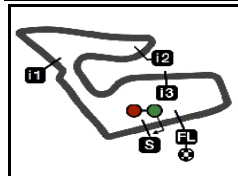
These data/results cannot be reproduced, stored and/or transmitted in whole or in part by any manner of electronic, mechanical, photocopying, recording, broadcasting or otherwise now known or herein after developed without the previous express consent by the copyright owner, except for reproduction in daily press and regular printed publications on sale to the public within 60 days of the event related to those data/results and always provided that copyright symbol appears together as follows below.

© DORNA, 2023

Official MotoGP Timing by TISSOT
 www.motogp.com

Spielberg, Sunday, August 20, 2023





4348 m.

CryptoDATA MOTORRAD GRAND PRIX VON ÖSTERREICH

Race

Fastest Lap of Each Rider

32

	Rider	Nation	Team	Motorcycle	Time	Lap Total	Gap
1	80 David ALONSO	COL	GASGAS Aspar Team	GASGAS	1'41.452	7 19	
2	95 Collin VEIJER	NED	Liqui Moly Husqvarna Intact GP	HUSQVARNA	1'41.494	17 20	0.042 0.042
3	71 Ayumu SASAKI	JPN	Liqui Moly Husqvarna Intact GP	HUSQVARNA	1'41.541	5 20	0.089 0.047
4	6 Ryusei YAMANAKA	JPN	GASGAS Aspar Team	GASGAS	1'41.563	11 20	0.111 0.022
5	53 Deniz ÖNCÜ	TUR	Red Bull KTM Ajo	KTM	1'41.611	5 20	0.159 0.048
6	48 Ivan ORTOLÁ	SPA	Angeluss MTA Team	KTM	1'41.630	13 20	0.178 0.019
7	96 Daniel HOLGADO	SPA	Red Bull KTM Tech3	KTM	1'41.723	5 20	0.271 0.093
8	54 Riccardo ROSSI	ITA	SIC58 Squadra Corse	HONDA	1'41.767	3 20	0.315 0.044
9	72 Taiyo FURUSATO	JPN	Honda Team Asia	HONDA	1'41.786	5 20	0.334 0.019
10	24 Tatsuki SUZUKI	JPN	Leopard Racing	HONDA	1'41.816	8 20	0.364 0.030
11	10 Diogo MOREIRA	BRA	MT Helmets - MSI	KTM	1'41.825	3 20	0.373 0.009
12	99 José Antonio RUEDA	SPA	Red Bull KTM Ajo	KTM	1'41.845	5 20	0.393 0.020
13	5 Jaume MASIA	SPA	Leopard Racing	HONDA	1'41.873	2 3	0.421 0.028
14	82 Stefano NEPA	ITA	Angeluss MTA Team	KTM	1'41.882	11 20	0.430 0.009
15	18 Matteo BERTELLE	ITA	Rivacold Snipers Team	HONDA	1'41.898	11 20	0.446 0.016
16	44 David MUÑOZ	SPA	BOE Motorsports	KTM	1'41.898	11 20	0.446
17	66 Joel KELSO	AUS	CFMOTO Racing PruestelGP	CFMOTO	1'42.030	10 20	0.578 0.132
18	55 Romano FENATI	ITA	Rivacold Snipers Team	HONDA	1'42.159	5 20	0.707 0.129
19	27 Kaito TOBA	JPN	SIC58 Squadra Corse	HONDA	1'42.218	9 20	0.766 0.059
20	38 David SALVADOR	SPA	CIP Green Power	KTM	1'42.261	7 20	0.809 0.043
21	19 Scott OGDEN	GBR	VisionTrack Racing Team	HONDA	1'42.350	8 20	0.898 0.089
22	63 Syarifuddin AZMAN	MAL	MT Helmets - MSI	KTM	1'42.382	6 20	0.930 0.032
23	43 Xavier ARTIGAS	SPA	CFMOTO Racing PruestelGP	CFMOTO	1'42.400	6 20	0.948 0.018
24	7 Filippo FARIOLI	ITA	Red Bull KTM Tech3	KTM	1'42.497	6 20	1.045 0.097
25	12 Noah DETTWILER	SWI	CFMOTO Racing PruestelGP	CFMOTO	1'42.673	14 20	1.221 0.176
26	33 Tatchakorn BUASRI	THA	Honda Team Asia	HONDA	1'42.722	4 20	1.270 0.049
27	70 Joshua WHATLEY	GBR	VisionTrack Racing Team	HONDA	1'42.808	19 20	1.356 0.086
28	64 Mario AJI	INA	Honda Team Asia	HONDA	1'42.891	6 20	1.439 0.083
29	20 Lorenzo FELLON	FRA	CIP Green Power	KTM	1'42.947	5 20	1.495 0.056
30	22 Ana CARRASCO	SPA	BOE Motorsports	KTM	1'43.038	11 20	1.586 0.091

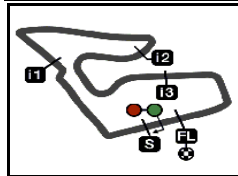
These data/results cannot be reproduced, stored and/or transmitted in whole or in part by any manner of electronic, mechanical, photocopying, recording, broadcasting or otherwise now known or herein after developed without the previous express consent by the copyright owner, except for reproduction in daily press and regular printed publications on sale to the public within 60 days of the event related to those data/results and always provided that copyright symbol appears together as follows below.

© DORNA, 2023

Official MotoGP Timing by TISSOT
www.motogp.com

Spielberg, Sunday, August 20, 2023



4348 m.

CryptoDATA MOTORRAD GRAND PRIX VON ÖSTERREICH

After the Race

Event Best Maximum Speed

33



Rider	Nation	Team	Motorcycle	Km/h	
72 Taiyo FURUSATO	JPN	Honda Team Asia	HONDA	222.9	Practice Nr. 3
48 Ivan ORTOLÁ	SPA	Angeluss MTA Team	KTM	222.2	Practice Nr. 1
99 José Antonio RUEDA	SPA	Red Bull KTM Ajo	KTM	222.2	Race
96 Daniel HOLGADO	SPA	Red Bull KTM Tech3	KTM	221.5	Qualifying Nr. 2
82 Stefano NEPA	ITA	Angeluss MTA Team	KTM	221.5	Race
44 David MUÑOZ	SPA	BOE Motorsports	KTM	221.5	Race
10 Diogo MOREIRA	BRA	MT Helmets - MSI	KTM	221.5	Race
6 Ryusei YAMANAKA	JPN	GASGAS Aspar Team	GASGAS	221.5	Race
54 Riccardo ROSSI	ITA	SIC58 Squadra Corse	HONDA	220.8	Practice Nr. 3
24 Tatsuki SUZUKI	JPN	Leopard Racing	HONDA	220.8	Race
53 Deniz ÖNCÜ	TUR	Red Bull KTM Ajo	KTM	220.8	Race
71 Ayumu SASAKI	JPN	Liqui Moly Husqvarna Intact GP	HUSQVARNA	220.8	Practice Nr. 3
5 Jaume MASIA	SPA	Leopard Racing	HONDA	220.8	Race
38 David SALVADOR	SPA	CIP Green Power	KTM	220.1	Practice Nr. 3
20 Lorenzo FELLON	FRA	CIP Green Power	KTM	220.1	Practice Nr. 3
80 David ALONSO	COL	GASGAS Aspar Team	GASGAS	220.1	Race
27 Kaito TOBA	JPN	SIC58 Squadra Corse	HONDA	220.1	Practice Nr. 3
95 Collin VEIJER	NED	Liqui Moly Husqvarna Intact GP	HUSQVARNA	220.1	Race
18 Matteo BERTELLE	ITA	Rivacold Snipers Team	HONDA	219.5	Race
66 Joel KELSO	AUS	CFMOTO Racing PruestelGP	CFMOTO	219.5	Race
55 Romano FENATI	ITA	Rivacold Snipers Team	HONDA	218.8	Race
19 Scott OGDEN	GBR	VisionTrack Racing Team	HONDA	218.8	Race
63 Syarifuddin AZMAN	MAL	MT Helmets - MSI	KTM	218.8	Practice Nr. 3
22 Ana CARRASCO	SPA	BOE Motorsports	KTM	218.1	Race
43 Xavier ARTIGAS	SPA	CFMOTO Racing PruestelGP	CFMOTO	218.1	Qualifying Nr. 1
70 Joshua WHATLEY	GBR	VisionTrack Racing Team	HONDA	218.1	Practice Nr. 3
12 Noah DETTWILER	SWI	CFMOTO Racing PruestelGP	CFMOTO	217.5	Race
7 Filippo FARIOLI	ITA	Red Bull KTM Tech3	KTM	216.8	Practice Nr. 3
33 Tatchakorn BUASRI	THA	Honda Team Asia	HONDA	216.8	Practice Nr. 3
64 Mario AJI	INA	Honda Team Asia	HONDA	216.2	Qualifying Nr. 1

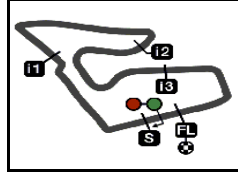
These data/results cannot be reproduced, stored and/or transmitted in whole or in part by any manner of electronic, mechanical, photocopying, recording, broadcasting or otherwise now known or herein after developed without the previous express consent by the copyright owner, except for reproduction in daily press and regular printed publications on sale to the public within 60 days of the event related to those data/results and always provided that copyright symbol appears together as follows below.

© DORNA, 2023

Official MotoGP Timing by TISSOT
www.motogp.com

Spielberg, Sunday, August 20, 2023





4348 m.

CryptoDATA MOTORRAD GRAND PRIX VON ÖSTERREICH

Race

Chronological Analysis of Performances

34

* Lap / Sector time cancelled

T1 Time from finish line to 1st intermediate

T3 Time from 2nd intermed. to 3rd intermed.

P Crossing the finish line in pit lane

T2 Time from 1st intermed. to 2nd intermed.

T4 Time from 3rd intermediate to finish line

Lap	Lap Time	T1	T2	T3	T4	Speed	Lap	Lap Time	T1	T2	T3	T4	Speed		
1st	53	Deniz ÖNCÜ				Red Bull KTM Ajo	TUR	3rd	71	Ayumu SASAKI				Liqui Moly Husqvarna	JPN
		Runs=1	Total laps=20	Full laps=19	Valid laps=18				Runs=1	Total laps=20	Full laps=19	Valid laps=17			
1	1'45.077	31.266	29.052	26.258	18.501	106.3	1	1'46.225	32.457	29.123	26.288	18.357	116.1		
2	1'42.181	28.586	28.961	26.159	18.475	216.2	2	1'41.780	28.438	28.877	26.090	18.375	218.1		
3	1'41.876	28.412	28.910	26.122	18.432	218.1	3	1'41.702	28.371	28.874	26.062	18.395	218.1		
4	1'41.796	28.455	28.866	26.061	18.414	220.1	4	1'42.615	28.386	29.137	26.566	18.526	219.5		
5	1'41.611	28.296	28.861	26.076	18.378	218.1	5	1'41.541	28.392	28.873	26.036	18.240	216.8		
6	1'41.665	28.377	28.940	26.069	18.279	219.5	6	1'41.585	28.423	28.861	25.984	18.317	216.8		
7	1'41.794	28.298	29.110	26.100	18.286	216.8	7	1'41.537 *	28.325	28.856	25.935	18.421 *	218.1		
8	1'42.172	28.640	28.926	26.152	18.454	216.2	8	1'41.656	28.351	28.874	26.050	18.381	218.1		
9	1'41.990	28.428	29.094	26.030	18.438	218.1	9	1'41.890	28.411	29.046	26.024	18.409	218.8		
10	1'41.834	28.352	28.957	26.103	18.422	218.1	10	1'41.880	28.391	28.923	26.076	18.490	218.8		
11	1'42.194	28.456	28.922	26.351	18.465	216.8	11	1'41.939	28.472	28.960	26.034	18.473	219.5		
12	1'42.266	28.513	29.080	26.245	18.428	220.8	12	1'42.143	28.611	29.010	26.131	18.391	220.1		
13	1'42.135	28.652	28.939	26.122	18.422	213.6	13	1'42.011	28.525	28.957	26.106	18.423	218.1		
14	1'42.278	28.494	28.980	26.269	18.535	218.8	14	1'42.197 *	28.486	28.970	26.133	18.608 *	218.1		
15	1'42.700	28.603	29.249	26.449	18.399	220.1	15	1'42.564	28.518	29.417	26.167	18.462	216.2		
16	1'41.959 *	28.583	28.915	26.172 *	18.289	214.9	16	1'41.912	28.515	28.907	26.087	18.403	217.5		
17	1'41.622	28.168	28.935	26.237	18.282	214.9	17	1'41.843	28.404	28.956	26.070	18.413	217.5		
18	1'41.883	28.399	28.938	26.227	18.319	218.1	18	1'41.944	28.429	28.946	26.119	18.450	218.8		
19	1'42.358	28.438	29.230	26.228	18.462	218.8	19	1'42.335	28.348	29.494	26.150	18.343	219.5		
20	1'42.900	28.582	29.312	26.344	18.662	219.5	20	1'43.111	28.514	29.381	26.248	18.968	218.1		

Lap	Lap Time	T1	T2	T3	T4	Speed	Lap	Lap Time	T1	T2	T3	T4	Speed		
2nd	96	Daniel HOLGADO				Red Bull KTM Tech3	SPA	4th	95	Collin VEIJER				Liqui Moly Husqvarna	NED
		Runs=1	Total laps=20	Full laps=19	Valid laps=17				Runs=1	Total laps=20	Full laps=19	Valid laps=19			
1	1'44.945	30.986	29.121	26.355	18.483	104.9	1	1'45.165	31.547	29.100	26.248	18.270	101.6		
2	1'42.068	28.329	28.982	26.310	18.447	214.2	2	1'41.945	28.363	28.938	26.245	18.399	218.8		
3	1'41.885	28.396	28.890	26.260	18.339	214.2	3	1'41.955	28.491	28.876	26.168	18.420	218.1		
4	1'41.804	28.355	28.848	26.185	18.416	214.9	4	1'41.737	28.387	28.838	26.155	18.357	217.5		
5	1'41.723	28.248	28.913	26.160	18.402	214.2	5	1'41.786	28.304	28.899	26.210	18.373	216.8		
6	1'41.666 *	28.234	28.901	26.125	18.406 *	213.6	6	1'41.740	28.501	28.952	26.053	18.234	218.8		
7	1'41.749	28.270	28.950	26.156	18.373	214.2	7	1'41.770	28.356	29.042	26.148	18.224	219.5		
8	1'42.140	28.492	28.987	26.234	18.427	214.2	8	1'41.980	28.418	28.928	26.215	18.419	219.5		
9	1'42.026	28.565	28.999	26.112	18.350	214.9	9	1'41.874	28.290	28.904	26.283	18.397	217.5		
10	1'41.895 *	28.248	28.847	26.301 *	18.499 *	218.1	10	1'42.363	28.496	28.868	26.293	18.706	214.2		
11	1'42.107	28.299	29.037	26.294	18.477	214.2	11	1'41.918	28.393	28.938	26.115	18.472	219.5		
12	1'42.387	28.626	28.980	26.349	18.432	214.9	12	1'42.472	28.866	29.040	26.159	18.407	220.1		
13	1'41.981	28.442	28.977	26.228	18.334	215.5	13	1'42.043	28.621	28.999	26.085	18.338	218.8		
14	1'42.390	28.461	28.967	26.287	18.675	213.6	14	1'42.167	28.498	29.072	26.192	18.405	218.8		
15	1'42.383	28.522	29.103	26.351	18.407	217.5	15	1'42.758	28.715	29.277	26.339	18.427	219.5		
16	1'41.793	28.381	28.912	26.185	18.315	213.6	16	1'42.106	28.640	28.992	26.198	18.276	218.8		
17	1'41.937	28.362	28.987	26.277	18.311	213.6	17	1'41.494	28.240	28.920	26.060	18.274	216.8		
18	1'41.962	28.460	28.917	26.228	18.357	214.9	18	1'41.963	28.511	29.027	26.124	18.301	220.1		
19	1'42.376	28.559	29.050	26.294	18.473	214.2	19	1'42.392	28.443	29.274	26.246	18.429	218.8		
20	1'43.079	28.673	29.309	26.308	18.789	214.9	20	1'42.799	28.561	29.249	26.330	18.659	218.1		

Fastest Lap: David ALONSO GASGAS Aspar Team COL **1'41.452** 28.285 28.771 26.048 18.348

These data/results cannot be reproduced, stored and/or transmitted in whole or in part by any manner of electronic, mechanical, photocopying, recording, broadcasting or otherwise now known or herein after developed without the previous express consent by the copyright owner, except for reproduction in daily press and regular printed publications on sale to the public within 60 days of the event related to those data/results and always provided that copyright symbol appears together as follows below.
© DORNA, 2023

Race

Moto3

Lap	Lap Time	T1	T2	T3	T4	Speed	Lap	Lap Time	T1	T2	T3	T4	Speed	
5th	48	Ivan ORTOLÁ Angeluss MTA Team SPA						9	1'42.331 *	28.453	29.017	26.370*	18.491	216.2
		Runs=1	Total laps=20	Full laps=19	Valid laps=16		10	1'41.854	28.342	29.067	26.078	18.367	217.5	
1	1'47.714	33.256	29.840	26.224	18.394	131.8	11	1'41.563	28.380	28.913	26.016	18.254	218.1	
2	1'43.070 *	28.704	29.564	26.143	18.659*	220.1	12	1'42.307	28.825	28.998	26.175	18.309	219.5	
3	1'41.929 *	28.367	29.116	25.997*	18.449	218.8	13	1'42.137	28.472	28.877	26.141	18.647	216.2	
4	1'41.923	28.330	29.067	26.076	18.450	220.8	14	1'42.459	28.391	28.948	26.399	18.721	219.5	
5	1'41.870	28.435	29.009	25.953	18.473	219.5	15	1'42.693	29.009	28.972	26.224	18.488	219.5	
6	1'42.248 *	28.636	29.042	25.982	18.588*	220.8	16	1'42.625	28.556	28.926	26.547	18.596	215.5	
7	1'41.831	28.234	28.940	26.242	18.415	218.1	17	1'42.710	28.741	29.184	26.321	18.464	206.8	
8	1'42.003	28.510	28.954	26.227	18.312	213.0	18	1'42.679	28.640	28.904	26.423	18.712	213.0	
9	1'41.817	28.389	28.888	26.179	18.361	213.6	19	1'42.419	28.594	28.928	26.332	18.565	216.2	
10	1'42.026	28.447	28.925	26.336	18.318	213.0	20	1'42.437	28.518	28.868	26.410	18.641	212.3	
11	1'41.755	28.330	28.798	26.286	18.341	213.6								
12	1'41.866	28.345	28.890	26.312	18.319	213.6	8th	10	Diogo MOREIRA MT Helmets - MSI BRA					
13	1'41.630	28.262	28.881	26.181	18.306	214.2			Runs=1	Total laps=20	Full laps=19	Valid laps=16		
14	1'41.996	28.415	28.892	26.348	18.341	215.5	1	1'47.880	33.338	29.859	26.226	18.457	133.3	
15	1'41.890	28.444	28.941	26.260	18.245	213.0	2	1'42.822 *	28.584	29.188	26.444*	18.606	221.5	
16	1'42.010	28.396	29.015	26.265	18.334	213.6	3	1'41.825	28.277	29.083	26.051	18.414	218.8	
17	1'42.111	28.410	29.072	26.302	18.327	213.0	4	1'41.960	28.378	29.000	26.157	18.425	216.8	
18	1'42.310	28.361	29.077	26.378	18.494	213.6	5	1'41.854	28.219	29.006	26.126	18.503	219.5	
19	1'42.544	28.538	29.092	26.476	18.438	213.0	6	1'42.440	28.526	29.064	26.109	18.741	214.2	
20	1'42.883	28.584	29.137	26.548	18.614	212.3	7	1'42.415	28.470	29.206	26.263	18.476	217.5	
							8	1'41.896	28.336	29.019	26.113	18.428	218.1	
6th	54	Riccardo ROSSI SIC58 Squadra Corse ITA						9	1'42.093	28.371	28.993	26.226	18.503	220.8
		Runs=1	Total laps=20	Full laps=19	Valid laps=16		10	1'41.980	28.256	28.979	26.226	18.519	216.2	
1	1'46.339	32.266	29.209	26.357	18.507	111.8	11	1'42.065 *	28.323	28.830	26.325	18.587*	214.9	
2	1'41.916	28.600	28.836	26.197	18.283	216.8	12	1'42.347	28.335	29.024	26.427	18.561	214.9	
3	1'41.767	28.424	28.878	26.196	18.269	215.5	13	1'42.683 *	28.518	29.043	26.490	18.632*	214.9	
4	1'42.685	28.368	28.943	26.958	18.416	214.9	14	1'42.435	28.372	29.026	26.451	18.586	214.2	
5	1'41.769	28.358	28.880	26.273	18.258	214.9	15	1'42.817	28.623	29.048	26.563	18.583	213.6	
6	1'41.799	28.434	28.810	26.277	18.278	213.6	16	1'42.663	28.436	29.007	26.590	18.630	214.9	
7	1'41.979	28.330	29.040	26.309	18.300	213.6	17	1'42.825	28.812	29.267	26.240	18.506	208.6	
8	1'42.058 *	28.391	28.873	26.390	18.404*	212.3	18	1'42.513	28.414	29.109	26.386	18.604	218.8	
9	1'42.064 *	28.416	28.925	26.331	18.392*	211.7	19	1'42.999	29.026	29.185	26.280	18.508	214.9	
10	1'42.201 *	28.416	28.951	26.421	18.413*	211.7	20	1'42.161	28.402	28.983	26.289	18.487	217.5	
11	1'42.278	28.462	29.048	26.361	18.407	211.7								
12	1'42.341	28.458	29.016	26.397	18.470	212.3	9th	44	David MUÑOZ BOE Motorsports SPA					
13	1'42.370	28.453	29.046	26.422	18.449	211.7			Runs=1	Total laps=20	Full laps=19	Valid laps=18		
14	1'42.265	28.393	29.175	26.339	18.358	211.7	1	1'46.874	32.477	29.461	26.285	18.651	119.8	
15	1'42.129	28.496	29.081	26.283	18.269	214.2	2	1'42.859	28.569	29.351	26.463	18.476	215.5	
16	1'42.008	28.401	29.024	26.260	18.323	213.6	3	1'42.354	28.570	29.142	26.192	18.450	215.5	
17	1'42.213	28.440	29.035	26.384	18.354	213.6	4	1'42.116	28.463	29.058	26.193	18.402	218.1	
18	1'42.662	28.463	29.175	26.564	18.460	213.6	5	1'42.042	28.318	29.079	26.147	18.498	218.8	
19	1'43.096	28.612	29.192	26.736	18.556	211.7	6	1'42.238 *	28.518	29.058	26.165	18.497*	214.9	
20	1'43.622	28.775	29.245	26.696	18.906	211.7	7	1'42.485	28.361	29.450	26.257	18.417	214.9	
							8	1'42.016	28.315	29.073	26.173	18.455	215.5	
7th	6	Ryusei YAMANAKA GASGAS Aspar Team JPN						9	1'42.285	28.525	29.138	26.090	18.532	216.2
		Runs=1	Total laps=20	Full laps=19	Valid laps=17		10	1'42.168	28.322	29.206	26.106	18.534	219.5	
1	1'48.279	33.146	30.255	26.413	18.465	124.1	11	1'41.898	28.340	28.980	26.145	18.433	221.5	
2	1'42.685	28.438	29.340	26.234	18.673	218.1	12	1'42.300	28.319	29.114	26.308	18.559	218.1	
3	1'42.145	28.583	29.025	26.132	18.405	221.5	13	1'42.701	28.537	29.132	26.365	18.667	216.2	
4	1'42.197	28.568	29.033	26.182	18.414	216.2	14	1'42.609	28.570	29.250	26.150	18.639	216.8	
5	1'41.694	28.430	28.887	26.048	18.329	216.2	15	1'42.809	28.500	29.482	26.268	18.559	221.5	
6	1'42.213	28.554	29.190	26.046	18.423	218.1	16	1'42.566	28.507	29.176	26.307	18.576	218.1	
7	1'42.348	28.567	29.070	26.184	18.527	218.8	17	1'42.906	28.895	29.319	26.253	18.439	211.1	
8	1'42.653 *	28.924	29.108	26.095*	18.526	220.8	18	1'42.444	28.414	29.211	26.298	18.521	219.5	
Fastest Lap:		David ALONSO	GASGAS Aspar Team	COL	1'41.452	28.285	28.771	26.048	18.348					

These data/results cannot be reproduced, stored and/or transmitted in whole or in part by any manner of electronic, mechanical, photocopying, recording, broadcasting or otherwise now known or herein after developed without the previous express consent by the copyright owner, except for reproduction in daily press and regular printed publications on sale to the public within 60 days of the event related to those data/results and always provided that copyright symbol appears together as follows below.
© DORNA, 2023

Race

Moto3

Lap	Lap Time	T1	T2	T3	T4	Speed	Lap	Lap Time	T1	T2	T3	T4	Speed
19	1'42.804	28.774	29.157	26.325	18.548	218.8	6	1'42.083	28.591	29.121	25.965	18.406	211.7
20	1'42.270	28.386	29.157	26.289	18.438	217.5	7	1'42.342	28.559	29.298	25.998	18.487	217.5
10th 82 Stefano NEPA Angeluss MTA Team ITA Runs=1 Total laps=20 Full laps=19 Valid laps=19							8	1'42.632	28.689	29.352	26.011	18.580	217.5
1	1'47.082	32.868	29.477	26.265	18.472	121.0	9	1'42.360	28.728	29.159	25.975	18.498	213.6
2	1'42.794	28.927	29.125	26.261	18.481	219.5	10	1'42.028	28.492	29.145	25.968	18.423	218.1
3	1'42.785	28.942	29.357	26.015	18.471	219.5	11	1'41.898	28.444	29.042	25.998	18.414	218.1
4	1'42.152	28.721	29.084	26.009	18.338	220.8	12	1'42.003	28.570	29.065	25.962	18.406	213.0
5	1'41.959	28.561	29.018	25.983	18.397	218.8	13	1'42.081	28.430	29.104	26.006	18.541	216.2
6	1'42.281	28.559	29.301	26.046	18.375	218.8	14	1'42.861	28.743	29.394	26.285	18.439	216.2
7	1'42.566	28.645	29.371	26.046	18.504	219.5	15	1'42.544	28.722	29.249	26.081	18.492	215.5
8	1'42.648	28.796	29.313	26.036	18.503	221.5	16	1'42.539	28.610	29.277	26.178	18.474	215.5
9	1'42.087	28.498	29.048	26.111	18.430	216.8	17	1'42.884	28.865	29.375	26.136	18.508	217.5
10	1'41.885	28.420	29.049	26.036	18.380	214.9	18	1'42.403	28.648	29.258	26.065	18.432	217.5
11	1'41.882	28.446	29.141	25.994	18.301	215.5	19	1'43.078	29.292	29.286	26.062	18.438	216.8
12	1'42.303	28.769	29.036	26.070	18.428	218.8	20	1'42.332	28.492	29.234	26.116	18.490	216.2
13	1'42.245	28.567	29.056	25.987	18.635	218.8	13th 24 Tatsuki SUZUKI Leopard Racing JPN Runs=1 Total laps=20 Full laps=19 Valid laps=16						
14	1'42.362	28.618	29.052	26.092	18.600	220.1	1	1'47.448	32.912	29.791	26.402	18.343	122.2
15	1'42.871	29.083	29.110	26.099	18.579	221.5	2	1'42.628	28.783	29.133	26.156	18.556	217.5
16	1'42.458	28.711	29.126	26.105	18.516	220.8	3	1'42.735	28.841	29.464	25.995	18.435	218.1
17	1'43.219	28.789	29.765	26.209	18.456	211.7	4	1'42.157	28.668	29.142	25.913	18.434	218.8
18	1'42.351	28.592	29.284	26.085	18.390	218.8	5	1'41.860	28.512	29.053	25.881	18.414	216.8
19	1'42.865	29.264	29.094	26.167	18.340	220.1	6	1'42.042	28.589	29.115	25.996	18.342	217.5
20	1'42.111	28.447	29.044	26.196	18.424	217.5	7	1'42.644	28.653	29.113	26.272	18.606	220.8
11th 99 José Antonio RUED Red Bull KTM Ajo SPA Runs=1 Total laps=20 Full laps=19 Valid laps=17							8	1'41.816	28.457	29.002	26.029	18.328	220.8
1	1'46.892	32.347	29.684	26.252	18.609	110.7	9	1'42.097 *	28.703	29.051	25.993	18.350*	216.2
2	1'43.024 *	28.855	29.159	26.533*	18.477	215.5	10	1'42.060	28.482	29.142	26.039	18.397	218.1
3	1'42.350	28.942	28.967	26.000	18.441	220.1	11	1'42.009	28.601	29.008	26.118	18.282	220.1
4	1'42.284	28.475	29.260	26.136	18.413	218.8	12	1'42.239	28.453	29.045	26.221	18.520	216.2
5	1'41.845	28.367	28.945	26.037	18.496	220.8	13	1'42.888 *	28.554	29.218	26.268	18.848*	216.8
6	1'42.408	28.691	28.946	26.253	18.518	217.5	14	1'42.940 *	29.054	29.204	26.300	18.382*	219.5
7	1'42.458	28.594	29.125	26.294	18.445	220.1	15	1'42.458	28.757	29.188	26.100	18.413	215.5
8	1'41.896	28.423	29.049	25.994	18.430	220.1	16	1'42.463	28.733	29.127	26.052	18.551	218.1
9	1'42.163	28.797	28.968	26.046	18.352	220.8	17	1'42.886	29.023	29.315	26.124	18.424	214.2
10	1'42.059	28.416	29.114	26.134	18.395	220.1	18	1'42.460	28.635	29.231	26.139	18.455	218.1
11	1'42.449	29.152	28.965	26.097	18.235	219.5	19	1'43.442	29.662	29.283	26.120	18.377	218.8
12	1'42.673 *	29.30*	28.965	26.081	18.318	218.1	20	1'42.535	28.679	29.219	26.234	18.403	218.1
13	1'41.953	28.308	28.964	26.036	18.645	222.2	14th 27 Kaito TOBA SIC58 Squadra Corse JPN Runs=1 Total laps=20 Full laps=19 Valid laps=16						
14	1'42.356	28.555	29.024	26.163	18.614	219.5	1	1'48.598	33.627	29.978	26.395	18.598	134.3
15	1'43.006	28.760	29.471	26.209	18.566	218.8	2	1'42.817	28.813	29.298	26.240	18.466	218.8
16	1'42.838	28.579	29.122	26.280	18.857	220.8	3	1'42.538	28.699	29.181	26.203	18.455	219.5
17	1'42.632	28.745	29.236	26.218	18.433	218.8	4	1'42.411 *	28.619	29.184	26.123*	18.485	217.5
18	1'42.462	28.617	29.084	26.222	18.539	220.8	5	1'42.465	28.509	29.282	26.220	18.454	216.8
19	1'43.178	29.539	29.144	26.123	18.372	220.8	6	1'42.296	28.456	29.175	26.263	18.402	214.2
20	1'42.032	28.413	29.079	26.148	18.392	219.5	7	1'42.306	28.409	29.163	26.261	18.473	214.2
12th 18 Matteo BERTELLE Rivacold Snipers Tea ITA Runs=1 Total laps=20 Full laps=19 Valid laps=17							8	1'42.375 *	28.561	29.153	26.216*	18.445	213.0
1	1'47.603	33.019	29.757	26.286	18.541	128.5	9	1'42.218	28.368	29.152	26.262	18.436	214.2
2	1'43.300	28.750	29.540	26.195	18.815	218.1	10	1'42.315	28.543	29.053	26.195	18.524	213.6
3	1'42.480 *	28.54*	29.229	26.151	18.551	219.5	11	1'42.312	28.498	29.149	26.193	18.472	213.0
4	1'42.113	28.567	29.122	26.004	18.420	213.6	12	1'42.551	28.623	29.188	26.275	18.465	213.0
5	1'41.966 *	28.51*	29.046	25.998	18.404	214.9	13	1'42.391	28.487	29.224	26.224	18.456	213.0
							14	1'42.701	28.671	29.158	26.263	18.609	213.6
							15	1'42.952 *	28.593	29.393	26.390	18.576*	212.3

Fastest Lap: David ALONSO GASGAS Aspar Team COL **1'41.452** 28.285 28.771 26.048 18.348

These data/results cannot be reproduced, stored and/or transmitted in whole or in part by any manner of electronic, mechanical, photocopying, recording, broadcasting or otherwise now known or herein after developed without the previous express consent by the copyright owner, except for reproduction in daily press and regular printed publications on sale to the public within 60 days of the event related to those data/results and always provided that copyright symbol appears together as follows below.
© DORNA, 2023

Official MotoGP Timing by TISSOT
www.motogp.com

Spielberg, Sunday, August 20, 2023

Page 3 of 7



Race

Moto3

Lap	Lap Time	T1	T2	T3	T4	Speed	Lap	Lap Time	T1	T2	T3	T4	Speed
16	1'43.164	28.708	29.399	26.430	18.627	211.7	3	1'42.524	28.757	29.185	26.246	18.336	218.8
17	1'43.120	28.711	29.350	26.442	18.617	211.7	4	1'42.801 *	28.953	29.226	26.300*	18.322	216.2
18	1'42.859	28.618	29.273	26.372	18.596	212.3	5	1'42.159	28.656	29.111	26.159	18.233	210.5
19	1'43.186	28.666	29.356	26.495	18.669	211.7	6	1'42.515	28.633	29.255	26.218	18.409	214.2
20	1'43.457	28.774	29.364	26.603	18.716	212.3	7	1'42.262	28.634	29.010	26.294	18.324	213.6

15th 38 **David SALVADOR** CIP Green Power SPA
 Runs=1 Total laps=20 Full laps=19 Valid laps=15

1	1'49.023	33.956	30.180	26.412	18.475	137.6
2	1'42.585 *	28.662	29.388	26.162*	18.373	215.5
3	1'42.582 *	28.753	29.287	26.182*	18.360	219.5
4	1'42.605	28.707	29.195	26.250	18.453	216.8
5	1'42.471	28.753	29.106	26.172	18.440	208.6
6	1'42.390	28.480	29.227	26.287	18.396	216.2
7	1'42.261	28.521	29.188	26.178	18.374	218.8
8	1'42.431 *	28.508	29.307	26.257*	18.359	216.2
9	1'42.404	28.470	29.349	26.214	18.371	216.8
10	1'42.701	28.696	29.193	26.320	18.492	215.5
11	1'42.858 *	28.513	29.244	26.487*	18.614	216.2
12	1'42.702	28.548	29.136	26.476	18.542	213.6
13	1'43.329	28.780	29.321	26.564	18.664	213.0
14	1'43.427	28.995	29.539	26.379	18.514	205.7
15	1'42.840	28.575	29.241	26.451	18.573	216.2
16	1'43.283	28.581	29.470	26.676	18.556	214.2
17	1'43.322	28.659	29.274	26.762	18.627	213.0
18	1'43.579	28.982	29.360	26.574	18.663	213.0
19	1'43.284	28.558	29.305	26.772	18.649	214.9
20	1'43.557	29.017	29.234	26.580	18.726	210.5

18th 72 **Taiyo FURUSATO** Honda Team Asia JPN
 Runs=1 Total laps=20 Full laps=19 Valid laps=16

1	1'48.413	33.523	29.991	26.411	18.488	130.6
2	1'42.784	28.694	29.206	26.410	18.474	220.1
3	1'42.334 *	28.706	29.124	26.127*	18.377	220.8
4	1'42.176	28.569	29.095	26.124	18.388	218.1
5	1'41.786	28.504	29.010	25.995	18.277	217.5
6	1'41.862	28.394	29.013	25.972	18.483	216.8
7	1'42.374	28.562	29.297	25.990	18.525	218.8
8	1'46.895	32.701	29.352	26.292	18.550	220.1
9	1'42.969 *	28.642	29.251	26.449	18.627*	215.5
10	1'43.129	28.586	29.476	26.428	18.639	212.3
11	1'43.056 *	28.664	29.250	26.436	18.706*	211.7
12	1'43.144	28.763	29.281	26.413	18.687	211.7
13	1'43.101	28.664	29.274	26.489	18.674	211.7
14	1'43.317	28.856	29.218	26.565	18.678	212.3
15	1'43.570	29.030	29.334	26.600	18.606	214.2
16	1'42.858	28.604	29.237	26.438	18.579	211.7
17	1'42.751	28.732	29.120	26.397	18.502	212.3
18	1'42.759	28.579	29.139	26.373	18.668	212.3
19	1'42.829	28.658	29.169	26.315	18.687	213.0
20	1'42.530	28.555	29.090	26.293	18.592	213.0

16th 66 **Joel KELSO** CFMOTO Racing Pru AUS
 Runs=1 Total laps=20 Full laps=19 Valid laps=14

1	1'46.980	32.514	29.602	26.307	18.557	117.4
2	1'42.784	28.838	29.113	26.374	18.459	218.1
3	1'42.215	28.400	28.909	26.335	18.571	216.2
4	1'42.123 *	28.402	28.949	26.279	18.493*	213.0
5	1'42.099 *	28.259	28.992	26.244	18.604*	214.2
6	1'42.349 *	28.459	28.933	26.368	18.589*	214.2
7	1'42.909	28.583	29.226	26.319	18.781	214.9
8	1'43.094 *	28.784	29.189	26.207	18.914*	219.5
9	1'42.236	28.482	29.051	26.194	18.509	218.1
10	1'42.030	28.377	29.086	26.118	18.449	217.5
11	1'42.634 *	28.706	29.121	26.232	18.575*	216.2
12	1'42.322	28.455	28.982	26.295	18.590	214.2
13	1'43.266	28.662	29.231	26.639	18.734	214.2
14	1'47.028	32.498	29.482	26.328	18.720	213.0
15	1'42.901	28.564	29.247	26.398	18.692	216.2
16	1'43.367	28.646	29.447	26.493	18.781	216.2
17	1'43.205	28.591	29.444	26.364	18.806	215.5
18	1'43.552	28.854	29.539	26.368	18.791	215.5
19	1'43.222	28.801	29.245	26.632	18.544	216.2
20	1'43.390	28.887	29.398	26.447	18.658	218.8

19th 43 **Xavier ARTIGAS** CFMOTO Racing Pru SPA
 Runs=1 Total laps=20 Full laps=19 Valid laps=15

1	1'49.428	34.116	30.225	26.399	18.688	136.1
2	1'42.879 *	28.699	29.423	26.243	18.514*	215.5
3	1'42.638	28.562	29.198	26.276	18.602	214.9
4	1'42.632	28.598	29.125	26.394	18.515	213.6
5	1'42.595	28.553	29.149	26.386	18.507	215.5
6	1'42.400	28.405	29.078	26.386	18.531	214.9
7	1'42.713 *	28.465	29.290	26.389	18.569*	215.5
8	1'43.134	28.569	29.302	26.512	18.751	213.6
9	1'43.572 *	28.672	29.263	27.033	18.604*	213.0
10	1'43.060	28.547	29.249	26.540	18.724	214.9
11	1'42.935	28.619	29.165	26.447	18.704	214.2
12	1'43.147	28.752	29.245	26.475	18.675	214.2

17th 55 **Romano FENATI** Rivacold Snipers Tea ITA
 Runs=1 Total laps=20 Full laps=19 Valid laps=18

1	1'48.668	33.674	30.061	26.468	18.465	124.3
2	1'42.795	28.882	29.324	26.311	18.278	216.2

Fastest Lap: David ALONSO GASGAS Aspar Team COL **1'41.452** 28.285 28.771 26.048 18.348

These data/results cannot be reproduced, stored and/or transmitted in whole or in part by any manner of electronic, mechanical, photocopying, recording, broadcasting or otherwise now known or herein after developed without the previous express consent by the copyright owner, except for reproduction in daily press and regular printed publications on sale to the public within 60 days of the event related to those data/results and always provided that copyright symbol appears together as follows below.
 © DORNA, 2023

Race

Moto3

Lap	Lap Time	T1	T2	T3	T4	Speed	Lap	Lap Time	T1	T2	T3	T4	Speed
20th 12 Noah DETTWILER CFMOTO Racing Pru SWI							22nd 19 Scott OGDEN VisionTrack Racing T GBR						
Runs=1 Total laps=20 Full laps=19 Valid laps=16							Runs=1 Total laps=20 Full laps=19 Valid laps=15						
1	1'50.689	34.597	30.397	26.980	18.715	137.6	1	1'48.220	33.221	30.112	26.365	18.522	125.0
2	1'43.777 *	28.930	29.648	26.530*	18.669	216.8	2	1'42.864	28.639	29.454	26.260	18.511	216.2
3	1'43.178	28.895	29.277	26.380	18.626	216.8	3	1'42.623 *	28.593	29.285	26.324*	18.421	218.8
4	1'43.104	28.650	29.335	26.433	18.686	216.2	4	1'42.469 *	28.630	29.243	26.148	18.448*	215.5
5	1'42.817	28.666	29.281	26.332	18.538	215.5	5	1'42.730 *	28.89*	29.230	26.139	18.466	213.6
6	1'42.722	28.741	29.105	26.284	18.592	214.9	6	1'42.622 *	28.550	29.334	26.176	18.562*	216.8
7	1'42.973	28.631	29.379	26.326	18.637	215.5	7	1'42.577	28.824	29.198	26.049	18.506	214.9
8	1'42.862	28.662	29.092	26.396	18.712	214.9	8	1'42.350	28.533	29.339	26.083	18.395	215.5
9	1'43.103	28.670	29.154	26.531	18.748	213.0	9	1'42.518	28.502	29.332	26.160	18.524	218.1
10	1'42.799	28.628	29.120	26.346	18.705	212.3	10	1'42.585	28.658	29.276	26.117	18.534	215.5
11	1'42.888 *	28.720	29.046	26.354	18.768*	213.0	11	1'42.789	28.717	29.274	26.195	18.603	217.5
12	1'42.859	28.756	29.170	26.300	18.633	213.0	12	1'42.667	28.699	29.216	26.267	18.485	212.3
13	1'42.674	28.724	29.134	26.277	18.539	214.2	13	1'43.373	28.771	29.698	26.323	18.581	211.1
14	1'42.673	28.568	29.021	26.493	18.591	217.5	14	1'43.189	28.722	29.640	26.296	18.531	211.7
15	1'42.716 *	28.62*	29.060	26.464	18.570	214.9	15	1'43.101	28.658	29.394	26.496	18.553	214.2
16	1'42.734	28.668	29.099	26.446	18.521	215.5	16	1'43.180	28.626	29.425	26.560	18.569	215.5
17	1'42.926	28.592	29.197	26.628	18.509	214.9	17	1'43.316	28.879	29.253	26.594	18.590	209.9
18	1'42.715	28.684	29.126	26.391	18.514	216.8	18	1'43.513	28.738	29.498	26.584	18.693	210.5
19	1'42.772	28.684	29.147	26.408	18.533	214.9	19	1'43.407	28.785	29.291	26.720	18.611	208.6
20	1'43.068	28.806	29.086	26.413	18.763	216.8	20	1'43.491	28.825	29.304	26.663	18.699	209.9
21st 7 Filippo FARIOLI Red Bull KTM Tech3 ITA							23rd 33 Tatchakorn BUASRI Honda Team Asia THA						
Runs=1 Total laps=20 Full laps=19 Valid laps=17							Runs=1 Total laps=20 Full laps=19 Valid laps=17						
1	1'50.306	34.008	30.851	26.589	18.858	136.8	1	1'49.502	34.391	30.069	26.473	18.569	145.1
2	1'43.729	29.113	29.433	26.479	18.704	211.7	2	1'42.963 *	28.809	29.301	26.346*	18.507	216.2
3	1'43.014 *	28.73*	29.185	26.393	18.700	213.6	3	1'42.998	28.638	29.274	26.484	18.602	216.2
4	1'43.092	28.728	29.257	26.378	18.729	211.7	4	1'42.722	28.729	29.012	26.478	18.503	212.3
5	1'42.835	28.703	29.259	26.284	18.589	211.7	5	1'42.681 *	28.676	29.053	26.383	18.569*	212.3
6	1'42.497	28.365	29.107	26.398	18.627	214.2	6	1'42.933	28.657	29.158	26.437	18.681	212.3
7	1'42.844	28.662	29.121	26.442	18.619	211.1	7	1'43.098	28.609	29.369	26.485	18.635	214.2
8	1'42.790	28.487	29.276	26.469	18.558	211.7	8	1'43.412	28.815	29.317	26.683	18.597	210.5
9	1'42.657	28.485	29.167	26.452	18.553	211.7	9	1'43.733	28.913	29.281	26.670	18.869	211.1
10	1'43.021	28.633	29.199	26.516	18.673	208.6	10	1'42.954	28.720	29.075	26.440	18.719	212.3
11	1'42.986 *	28.58*	29.253	26.527	18.625*	211.1	11	1'43.029	28.798	29.110	26.413	18.708	213.0
12	1'43.116	28.650	29.137	26.563	18.766	211.7	12	1'43.231	28.894	29.079	26.505	18.753	212.3
13	1'43.162	28.581	29.271	26.593	18.717	210.5	13	1'43.098	28.779	29.131	26.505	18.683	212.3
14	1'42.825	28.593	29.245	26.474	18.513	211.1	14	1'43.191	28.901	29.171	26.470	18.649	213.6
15	1'42.680	28.569	29.140	26.522	18.449	212.3	15	1'43.429	28.798	29.233	26.643	18.755	213.0
16	1'42.787	28.542	29.341	26.447	18.457	213.6	16	1'43.724	28.909	29.330	26.743	18.742	210.5
17	1'42.941	28.632	29.347	26.535	18.427	213.6	17	1'43.799	28.924	29.347	26.766	18.762	210.5
18	1'42.879	28.675	29.222	26.375	18.607	214.9	18	1'43.573	28.914	29.217	26.783	18.659	210.5
19	1'42.681	28.593	29.178	26.280	18.630	216.2	19	1'44.779	29.408	29.503	27.012	18.856	209.9
20	1'43.299	28.792	29.117	26.491	18.899	213.0	20	1'45.126	29.372	29.466	27.192	19.096	208.0
24th 20 Lorenzo FELLON CIP Green Power FRA							24th 20 Lorenzo FELLON CIP Green Power FRA						
Runs=1 Total laps=20 Full laps=19 Valid laps=15							Runs=1 Total laps=20 Full laps=19 Valid laps=15						
1	1'50.400	34.608	30.276	26.748	18.768	143.7	1	1'50.400	34.608	30.276	26.748	18.768	143.7
2	1'43.737 *	28.94*	29.699	26.501	18.594	217.5	2	1'43.737 *	28.94*	29.699	26.501	18.594	217.5
3	1'43.147 *	28.82*	29.336	26.480	18.507	216.2	3	1'43.147 *	28.82*	29.336	26.480	18.507	216.2
4	1'43.081	28.713	29.325	26.454	18.589	215.5	4	1'43.081	28.713	29.325	26.454	18.589	215.5
5	1'42.947	28.681	29.355	26.369	18.542	215.5	5	1'42.947	28.681	29.355	26.369	18.542	215.5
6	1'43.158	28.740	29.466	26.386	18.566	214.2	6	1'43.158	28.740	29.466	26.386	18.566	214.2
7	1'43.016	28.677	29.354	26.390	18.595	216.2	7	1'43.016	28.677	29.354	26.390	18.595	216.2
8	1'43.345	28.856	29.344	26.497	18.648	215.5	8	1'43.345	28.856	29.344	26.497	18.648	215.5

Fastest Lap: David ALONSO GASGAS Aspar Team COL **1'41.452** 28.285 28.771 26.048 18.348

These data/results cannot be reproduced, stored and/or transmitted in whole or in part by any manner of electronic, mechanical, photocopying, recording, broadcasting or otherwise now known or herein after developed without the previous express consent by the copyright owner, except for reproduction in daily press and regular printed publications on sale to the public within 60 days of the event related to those data/results and always provided that copyright symbol appears together as follows below.
© DORNA, 2023



Race

Moto3

Lap	Lap Time	T1	T2	T3	T4	Speed	Lap	Lap Time	T1	T2	T3	T4	Speed
9	1'43.335	28.850	29.286	26.554	18.645	213.6	19	1'43.667	28.888	29.467	26.608	18.704	211.1
10	1'43.360	28.853	29.277	26.546	18.684	213.6	20	1'43.509	28.910	29.356	26.471	18.772	211.7
11	1'43.532	28.760	29.412	26.664	18.696	212.3	27th 70 Joshua WHATLEY VisionTrack Racing T GBR						
12	1'43.456	28.823	29.262	26.646	18.725	211.7	Runs=1 Total laps=20 Full laps=19 Valid laps=13						
13	1'43.928 *	28.87*	29.466	26.832	18.757	211.7	1	1'49.664	34.421	30.078	26.582	18.583	142.0
14	1'43.726 *	28.909	29.360	26.743	18.714*	211.1	2	1'43.297 *	28.730	29.394	26.550*	18.623	215.5
15	1'44.237	28.954	29.376	26.900	19.007	210.5	3	1'43.551	28.793	29.317	26.803	18.638	213.0
16	1'43.272	28.780	29.321	26.524	18.647	213.6	4	1'43.102 *	28.654	29.234	26.565*	18.649	213.6
17	1'43.590	28.895	29.416	26.503	18.776	213.0	5	1'43.274	28.683	29.338	26.658	18.595	211.1
18	1'43.593	28.927	29.309	26.523	18.834	215.5	6	1'43.058 *	28.84*	29.247	26.448	18.522	209.9
19	1'43.751	29.002	29.383	26.578	18.788	213.6	7	1'43.033 *	28.605	29.332	26.526*	18.570	211.1
20	1'43.494	28.971	29.249	26.505	18.769	214.9	8	1'43.270	28.645	29.252	26.591	18.782	211.1

25th 22 Ana CARRASCO		BOE Motorsports		SPA		
Runs=1	Total laps=20	Full laps=19	Valid laps=16			
1	1'51.002	34.792	30.362	26.962	18.886	140.6
2	1'43.605	28.920	29.504	26.474	18.707	216.2
3	1'43.474	28.983	29.379	26.487	18.625	218.1
4	1'43.179	28.775	29.291	26.510	18.603	214.9
5	1'43.141	28.788	29.299	26.428	18.626	214.2
6	1'43.140	28.770	29.276	26.479	18.615	213.6
7	1'43.204	28.820	29.289	26.466	18.629	213.6
8	1'43.165	28.806	29.193	26.473	18.693	213.0
9	1'43.364	28.796	29.363	26.553	18.652	213.6
10	1'43.130	28.781	29.310	26.412	18.627	213.0
11	1'43.038	28.732	29.213	26.344	18.749	214.2
12	1'43.320	28.892	29.254	26.416	18.758	215.5
13	1'43.880 *	28.870	29.573	26.609	18.828*	216.8
14	1'43.725	28.915	29.399	26.583	18.828	216.2
15	1'43.782 *	28.945	29.527	26.587	18.723*	216.8
16	1'43.365	28.890	29.261	26.575	18.639	210.5
17	1'43.597 *	28.929	29.267	26.708	18.693*	210.5
18	1'43.663	28.943	29.265	26.647	18.808	211.7
19	1'43.720	29.001	29.270	26.680	18.769	211.1
20	1'43.655	28.914	29.187	26.705	18.849	212.3

26th 64 Mario AJI		Honda Team Asia		INA		
Runs=1	Total laps=20	Full laps=19	Valid laps=17			
1	1'50.303	34.866	30.105	26.560	18.772	139.2
2	1'43.918	29.190	29.749	26.379	18.600	212.3
3	1'43.148	28.830	29.384	26.449	18.485	214.9
4	1'43.105	28.714	29.465	26.364	18.562	213.6
5	1'43.261	28.651	29.563	26.412	18.635	213.6
6	1'42.891	28.706	29.336	26.317	18.532	212.3
7	1'42.956	28.677	29.429	26.320	18.530	213.6
8	1'43.333	28.827	29.403	26.440	18.663	214.2
9	1'43.332	28.867	29.420	26.407	18.638	213.0
10	1'43.352 *	28.860	29.336	26.506*	18.650	211.7
11	1'43.564 *	28.827	29.429	26.576*	18.732	211.1
12	1'43.454	28.834	29.318	26.549	18.753	211.1
13	1'43.902	28.833	29.502	26.822	18.745	211.1
14	1'43.717	28.924	29.418	26.643	18.732	211.1
15	1'44.103	28.974	29.418	26.762	18.949	210.5
16	1'43.641	29.003	29.433	26.531	18.674	208.6
17	1'43.385	28.744	29.484	26.445	18.712	210.5
18	1'43.763	28.970	29.383	26.709	18.701	211.1

28th 63 Syarifuddin AZMAN		MT Helmets - MSI		MAL		
Runs=1	Total laps=20	Full laps=19	Valid laps=16			
1	1'49.871	34.113	30.521	26.519	18.718	134.8
2	1'43.488	28.781	29.711	26.486	18.510	217.5
3	1'42.960 *	28.754	29.000	26.638*	18.568	216.2
4	1'42.488 *	28.517	28.881	26.525*	18.565	214.2
5	1'42.440 *	28.564	28.835	26.522	18.519*	214.9
6	1'42.382	28.428	28.851	26.523	18.580	215.5
7	1'55.081	28.566	40.582	26.942	18.991	214.2
8	1'43.834	28.820	29.249	26.922	18.843	210.5
9	1'43.651	28.653	29.096	26.995	18.907	211.7
10	1'43.763	28.838	29.055	26.874	18.996	211.7
11	1'43.565	28.611	29.075	26.876	19.003	211.7
12	1'44.623	29.259	29.165	27.129	19.070	209.9
13	1'43.882	28.835	29.107	27.039	18.901	209.9
14	1'43.861	28.679	29.320	26.939	18.923	211.1
15	1'43.800	28.795	29.278	26.854	18.873	211.7
16	1'44.100	29.052	29.166	26.980	18.902	211.1
17	1'44.040	28.890	29.284	26.976	18.890	211.1
18	1'43.737	28.755	29.155	26.953	18.874	211.1
19	1'44.007	28.814	29.231	27.044	18.918	211.1
20	1'44.230	28.906	29.133	27.128	19.063	211.7

29th 80 David ALONSO		GASGAS Aspar Team		COL		
Runs=1	Total laps=19	Full laps=18	Valid laps=15			
1	1'45.661	31.941	29.035	26.230	18.455	115.7
2	1'41.801	28.412	28.905	26.076	18.408	213.6
3	1'41.829	28.408	28.974	26.029	18.418	220.1
4	1'42.957	28.573	29.067	26.805	18.512	218.8
5	1'41.518	28.269	28.797	26.100	18.352	214.2

Fastest Lap: David ALONSO GASGAS Aspar Team COL **1'41.452** 28.285 28.771 26.048 18.348

These data/results cannot be reproduced, stored and/or transmitted in whole or in part by any manner of electronic, mechanical, photocopying, recording, broadcasting or otherwise now known or herein after developed without the previous express consent by the copyright owner, except for reproduction in daily press and regular printed publications on sale to the public within 60 days of the event related to those data/results and always provided that copyright symbol appears together as follows below.
© DORNA, 2023



Race

Moto3

Lap	Lap Time	T1	T2	T3	T4	Speed	Lap	Lap Time	T1	T2	T3	T4	Speed
6	1'41.579 *	28.380	28.753	26.083*	18.363	213.0							
7	1'41.452	28.285	28.771	26.048	18.348	214.2							
8	1'41.627	28.353	28.836	26.063	18.375	213.6							
9	1'41.826	28.323	29.048	26.109	18.346	216.2							
10	1'41.950	28.342	28.995	26.100	18.513	219.5							
11	1'41.894	28.355	28.924	26.130	18.485	217.5							
12	3'53.134 *	2'02.38*	59.323	31.485	19.944*	217.5							
13	1'45.693	29.653	29.835	27.257	18.948	207.4							
14	1'44.105	29.400	29.276	26.811	18.618	208.6							
15	1'42.839 *	28.648	29.078	26.563*	18.550	209.9							
16	1'42.746	28.652	29.199	26.456	18.439	211.1							
17	1'42.694	28.564	29.108	26.500	18.522	212.3							
18	1'42.723	28.609	29.000	26.487	18.627	211.7							
19	1'42.644	28.549	29.038	26.488	18.569	211.1							

30th 5 **Jaume MASIA** Leopard Racing SPA
 Runs=1 Total laps=3 Full laps=2 Valid laps=2

1	1'45.636	32.036	29.149	26.087	18.364	108.4
2	1'41.873	28.643	28.878	25.979	18.373	214.9
3	1'41.897	28.499	28.973	25.950	18.475	220.8
unfinished		28.519	28.895			219.5

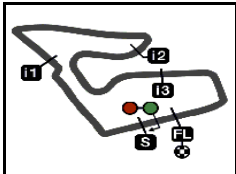
Fastest Lap: David ALONSO GASGAS Aspar Team COL **1'41.452** 28.285 28.771 26.048 18.348

These data/results cannot be reproduced, stored and/or transmitted in whole or in part by any manner of electronic, mechanical, photocopying, recording, broadcasting or otherwise now known or herein after developed without the previous express consent by the copyright owner, except for reproduction in daily press and regular printed publications on sale to the public within 60 days of the event related to those data/results and always provided that copyright symbol appears together as follows below.
 © DORNA, 2023

Official MotoGP Timing by **TISSOT**
 www.motogp.com

Spielberg, Sunday, August 20, 2023





4348 m.

CryptoDATA MOTORRAD GRAND PRIX VON ÖSTERREICH

Moto3™

2023 Rookie of the Year Classification

36

Rider	Nation	Points	Leader	Previous	POR	ARG	AME	SPA	FRA	ITA	GER	NED	GBR	AUT	CAT	RSM	IND	JPN	INA	AUS	THA	MAL	QAT	VAL
1 ALONSO David	COL	90			-	2	8	20	8	13	11	3	25	-										
2 RUEDA José Antonio	SPA	65	25	25	13	-	6	11	7	2	3	10	8	5										
3 VEIJER Collin	NED	47	43	18	4	-	3	-	1	10	-	9	7	13										
4 SALVADOR David	SPA	31	59	16	3	6	9	-	2	-	-	-	10	1										
5 AZMAN Syarifuddin	MAL	5	85	26	-	5	-	-	-	-	-	-	-	-										
6 FARIOLI Filippo	ITA	2	88	3	-	-	-	2	-	-	-	-	-	-										

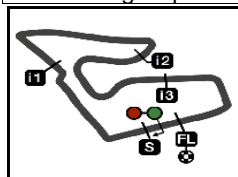
These data/results cannot be reproduced, stored and/or transmitted in whole or in part by any manner of electronic, mechanical, photocopying, recording, broadcasting or otherwise now known or herein after developed without the previous express consent by the copyright owner, except for reproduction in daily press and regular printed publications on sale to the public within 60 days of the event related to those data/results and always provided that copyright symbol appears together as follows below.

© DORNA, 2023

Official MotoGP Timing by TISSOT
www.motogp.com

Spielberg, Sunday, August 20, 2023





4348 m.

2023 Riders Performance

(Qualifying Position - Starting Position - Race Position)

37

Rider	Points	POR	ARG	AME	SPA	FRA	ITA	GER	NED	GBR	AUT	CAT	RSM	IND	JPN	INA	AUS	THA	MAL	QAT	VAL	
1 HOLGADO Daniel	161	4	10	5	7	3	5	7	27	3	2											
		4-1	10-4	5-5	6-6	3-1	3-1	6-3	27-25	3-3	2-2	-	-	-	-	-	-	-	-	-	-	-
2 SASAKI Ayumu	135	1	1	2	8	1	3	1	4	7	8											
		1-6	1-NC	2-NC	7-4	1-2	2-3	1-2	4-2	7-2	8-3	-	-	-	-	-	-	-	-	-	-	-
3 ÖNCÜ Deniz	124	8	2	14	1	4	1	2	5	9	3											
		28-10	2-24	14-6	1-9	4-6	1-2	2-1	5-3	9-11	3-1	-	-	-	-	-	-	-	-	-	-	-
4 ORTOLÁ Ivan	118	5	4	3	2	6	10	3	20	8	18											
		5-NC	4-19	3-1	2-1	6-4	25-11	3-4	20-4	8-4	18-5	-	-	-	-	-	-	-	-	-	-	-
5 MASIA Jaume	109	9	5	1	5	7	11	6	8	1	4											
		9-5	5-NC	1-2	4-3	7-3	6-5	5-6	8-1	1-18	4-NC	-	-	-	-	-	-	-	-	-	-	-
6 MOREIRA Diogo	94	16	3	4	14	2	4	9	22	17	19											
		16-3	3-2	4-4	13-10	2-NC	22-7	8-7	22-12	17-7	19-8	-	-	-	-	-	-	-	-	-	-	-
7 ALONSO David	90	6	7	22	17	25	16	15	17	28	7											
		6-NC	7-14	22-8	16-2	25-8	10-4	14-5	17-13	28-1	7-29	-	-	-	-	-	-	-	-	-	-	-
8 RUEDA José Antonio	65	2	13	11	10	11	19	17	11	16	5											
		2-4	13-23	11-10	9-5	11-9	13-14	16-13	11-6	16-8	5-11	-	-	-	-	-	-	-	-	-	-	-
9 ARTIGAS Xavier	57	7	15	9	9	8	8	12	19	6	22											
		7-8	15-8	9-3	8-7	8-7	24-NC	11-11	19-14	6-21	22-19	-	-	-	-	-	-	-	-	-	-	-
10 NEPA Stefano	56	10	14	6	22	13	7	10	6	11	11											
		10-7	14-6	6-NC	21-15	13-10	23-9	9-9	6-10	11-12	11-10	-	-	-	-	-	-	-	-	-	-	-
11 MUÑOZ David	53	13	16	16	3			5	1	27	10											
		13-2	16-16	16-NC	-NS	-	-	29-12	1-5	27-5	10-9	-	-	-	-	-	-	-	-	-	-	-
12 VEIJER Collin	47	14	17	21	20	20	23	4	9	23	1											
		14-12	17-22	21-13	19-23	19-15	16-6	4-NC	9-7	23-9	1-4	-	-	-	-	-	-	-	-	-	-	-
13 YAMANAKA Ryusei	45	17	18	7	6	14	21	16	25	19	13											
		17-16	18-9	7-9	5-25	14-5	14-15	15-8	25-15	19-15	13-7	-	-	-	-	-	-	-	-	-	-	-

NC=Not classified NL=Not finished first lap NP=Not started race re-start N2=Not finished first lap race re-start EX=Excluded NS=Not Started DS=Disqualified

These data/results cannot be reproduced, stored and/or transmitted in whole or in part by any manner of electronic, mechanical, photocopying, recording, broadcasting or otherwise now known or herein after developed without the previous express consent by the copyright owner, except for reproduction in daily press and regular printed publications on sale to the public within 60 days of the event related to those data/results and always provided that copyright symbol appears together as follows below.
© DORNA, 2023

Official MotoGP Timing by **TISSOT**
www.motogp.com



Rider	Points	POR	ARG	AME	SPA	FRA	ITA	GER	NED	GBR	AUT	CAT	RSM	IND	JPN	INA	AUS	THA	MAL	QAT	VAL
14 SUZUKI Tatsuki	41	15	6	10	16	24	17			10	12										
		15-14	6-1	10-NC	15-8	24-13	11-NC	-	-	10-NC	12-13	-	-	-	-	-	-	-	-	-	-
15 TOBA Kaito	40	11	11	15	13	23	18	8	7	13	21										
		11-11	11-7	15-11	12-NC	23-12	12-10	7-14	7-11	13-14	21-14	-	-	-	-	-	-	-	-	-	-
16 SALVADOR David	31	18	22	12	19	12	20	29	14	21	25										
		18-13	22-10	12-7	18-NC	12-14	27-18	28-24	14-20	21-6	25-15	-	-	-	-	-	-	-	-	-	-
17 ROSSI Riccardo	23	12	19	17	21	18	9	22	3	4	6										
		12-15	19-NC	17-15	20-NC	22-16	5-8	21-17	3-18	4-13	6-6	-	-	-	-	-	-	-	-	-	-
18 FENATI Romano	22	25	24	13	4	9	22	23	10	14	14										
		25-19	24-13	13-16	3-11	9-19	29-17	22-18	10-8	14-10	14-17	-	-	-	-	-	-	-	-	-	-
19 OGDEN Scott	20	20	8	23	11	21	15	28	13	2	15										
		20-NC	8-5	23-14	10-12	20-NC	9-13	27-20	13-22	29-17	15-22	-	-	-	-	-	-	-	-	-	-
20 KELSO Joel	19	3			12	15	2	19	2	5	9										
		3-9	-	-	11-18	16-11	21-NC	18-22	2-9	5-16	9-16	-	-	-	-	-	-	-	-	-	-
21 MIGNO Andrea	17		9	24	15	5	12	14	12												
		-	9-3	24-19	14-17	5-NC	7-16	13-15	12-19	-	-	-	-	-	-	-	-	-	-	-	-
22 BERTELLE Matteo	15	19	12	8	18	22	6	13	16	15	16										
		19-17	12-12	8-NC	17-13	21-17	4-12	12-NC	16-16	15-NC	16-12	-	-	-	-	-	-	-	-	-	-
23 FURUSATO Taiyo	6	26	26	19	24	19	13	11	18	18	17										
		26-20	26-18	19-20	23-16	15-NC	8-NC	10-10	18-17	18-20	17-18	-	-	-	-	-	-	-	-	-	-
24 AZMAN Syarifuddin	5	23	20	18	25	10				22	20										
		23-22	20-11	18-NC	28-21	10-NC	-	-	-	22-NC	20-28	-	-	-	-	-	-	-	-	-	-
25 AJI Mario	4	22	23	25	28	17	26	20	24	20	27										
		22-18	23-NC	25-12	26-19	18-21	18-20	19-19	24-23	20-22	27-26	-	-	-	-	-	-	-	-	-	-
26 FARIOLI Filippo	2	21	21	20	23	16	24	18	21	12	24										
		21-NC	21-20	20-18	22-14	17-18	17-NC	17-21	21-21	12-19	24-21	-	-	-	-	-	-	-	-	-	-
27 WHATLEY Joshua	1	24	28	27	27	26	27	25	23	24	28										
		24-21	28-15	-NS	25-24	26-22	19-21	24-23	23-NC	24-25	28-27	-	-	-	-	-	-	-	-	-	-
28 FERNANDEZ Adrian	0							24	15												
		-	-	-	-	-	-	23-16	15-NC	-	-	-	-	-	-	-	-	-	-	-	-
29 ALMANSA David	0		25	28	29																
		-	25-17	28-17	27-20	-	-	-	-	-	-	-	-	-	-	-	-	-	-	-	-

NC=Not classified NL=Not finished first lap NP=Not started race re-start N2=Not finished first lap race re-start EX=Excluded NS=Not Started DS=Disqualified

These data/results cannot be reproduced, stored and/or transmitted in whole or in part by any manner of electronic, mechanical, photocopying, recording, broadcasting or otherwise now known or herein after developed without the previous express consent by the copyright owner, except for reproduction in daily press and regular printed publications on sale to the public within 60 days of the event related to those data/results and always provided that copyright symbol appears together as follows below.
© DORNA, 2023

Official MotoGP Timing by TISSOT
www.motogp.com



	Rider	Points	POR	ARG	AME	SPA	FRA	ITA	GER	NED	GBR	AUT	CAT	RSM	IND	JPN	INA	AUS	THA	MAL	QAT	VAL
30	LUNETTA Luca	0						25														
			-	-	-	-	-	28-19	-	-	-	-	-	-	-	-	-	-	-	-	-	-
31	CARRASCO Ana	0	27	27	26	26	27	28	21	26	26	26										
			27-23	27-21	26-21	24-22	27-20	20-22	20-27	26-24	26-23	26-25	-	-	-	-	-	-	-	-	-	-
32	DETTWILER Noah	0										23										
			-	-	-	-	-	-	-	-	-	23-20	-	-	-	-	-	-	-	-	-	-
33	BUASRI Tatchakorn	0							26			29										
			-	-	-	-	-	-	25-25	-	-	29-23	-	-	-	-	-	-	-	-	-	-
34	FELLON Lorenzo	0	28								25	30										
			-NS	-	-	-	-	-	-	-	25-24	30-24	-	-	-	-	-	-	-	-	-	-
35	SHAHRIL Danial	0							27													
			-	-	-	-	-	-	26-26	-	-	-	-	-	-	-	-	-	-	-	-	-

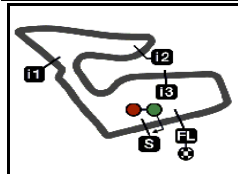
NC=Not classified NL=Not finished first lap NP=Not started race re-start N2=Not finished first lap race re-start EX=Excluded NS=Not Started DS=Disqualified

These data/results cannot be reproduced, stored and/or transmitted in whole or in part by any manner of electronic, mechanical, photocopying, recording, broadcasting or otherwise now known or herein after developed without the previous express consent by the copyright owner, except for reproduction in daily press and regular printed publications on sale to the public within 60 days of the event related to those data/results and always provided that copyright symbol appears together as follows below.
© DORNA, 2023

Official MotoGP Timing by **TISSOT**
www.motogp.com

Spielberg, Sunday, August 20, 2023





4348 m.

CryptoDATA MOTORRAD GRAND PRIX VON ÖSTERREICH

Official Starting Grid

Race : 20 laps = 86.96 km

Moto3™



1	1 1'41.486 95 Collin VEIJER Husqvarna	2 1'41.543 96 Daniel HOLGADO KTM	3 1'41.591 53 Deniz ÖNCÜ KTM
2	4 1'41.690 5 Jaume MASIA Honda	5 1'41.795 99 José Antonio RUEDA KTM	6 1'41.908 54 Riccardo ROSSI Honda
3	7 1'41.949 80 David ALONSO GASGAS	8 1'41.961 71 Ayumu SASAKI Husqvarna	9 1'41.972 66 Joel KELSO CFMOTO
4	10 1'42.093 44 David MUÑOZ KTM	11 1'42.322 82 Stefano NEPA KTM	12 1'42.339 24 Tatsuki SUZUKI Honda
5	13 1'42.459 6 Ryusei YAMANAKA GASGAS	14 1'42.639 55 Romano FENATI Honda	15 1'43.196 19 Scott OGDEN Honda
6	16 1'43.273 18 Matteo BERTELLE Honda	17 1'42.307 72 Taiyo FURUSATO Honda	18 1'42.319 48 Ivan ORTOLÁ KTM
7	19 1'42.429 10 Diogo MOREIRA KTM	20 1'42.549 63 Syarifuddin AZMAN KTM	21 1'42.592 27 Kaito TOBA Honda
8	22 1'42.777 43 Xavier ARTIGAS CFMOTO	23 1'42.882 12 Noah DETTWILER CFMOTO	24 1'43.004 7 Filippo FARIOLI KTM

The results are provisional until the end of the limit for protest and appeals and until the ratification of the Event Management Committee.

Time limit for protest expires 60' at the latest after publication of the results - Time:

These data/results cannot be reproduced, stored and/or transmitted in whole or in part by any manner of electronic, mechanical, photocopying, recording, broadcasting or otherwise now known or herein after developed without the previous express consent of the copyright owner, except for reproduction in daily press and regular printed publications on sale to the public within 60 days of the event related to those data/results and always provided that copyright symbol appears together as follows below.

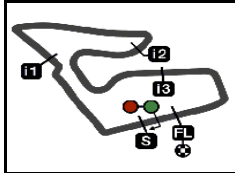
© DORNA, 2023

Official MotoGP Timing by TISSOT
www.motogp.com

Spielberg, Sunday, August 20, 2023

Page 1 of 2





4348 m.

CryptoDATA MOTORRAD GRAND PRIX VON ÖSTERREICH

Official Starting Grid

Moto3™

Race : 20 laps = 86.96 km

9

25
1'43.017
38 David SALVADOR
KTM

26
1'43.111
22 Ana CARRASCO
KTM

27
1'43.264
64 Mario AJI
Honda

10

28
1'43.343
70 Joshua WHATLEY
Honda

29
1'43.434
33 Tatchakorn BUASRI
Honda

30
1'43.445
20 Lorenzo FELLON
KTM

The results are provisional until the end of the limit for protest and appeals and until the ratification of the Event Management Committee.

Time limit for protest expires 60' at the latest after publication of the results - Time:

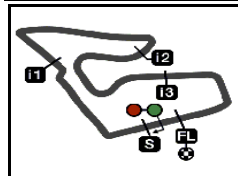
These data/results cannot be reproduced, stored and/or transmitted in whole or in part by any manner of electronic, mechanical, photocopying, recording, broadcasting or otherwise now known or herein after developed without the previous express consent by the copyright owner, except for reproduction in daily press and regular printed publications on sale to the public within 60 days of the event related to those data/results and always provided that copyright symbol appears together as follows below.

© DORNA, 2023

Official MotoGP Timing by **TISSOT**
www.motogp.com

Spielberg, Sunday, August 20, 2023





4348 m.

CryptoDATA MOTORRAD GRAND PRIX VON ÖSTERREICH

Race

Top Speed & Average



Rider	Nation	Motorcycle	Top 5 speeds					Average	Top
99 José Antonio RUEDA	SPA	KTM	222.2	220.8	220.8	220.8	220.8	221.0	222.2
6 Ryusei YAMANAKA	JPN	GASGAS	221.5	220.8	219.5	219.5	219.5	220.2	221.5
10 Diogo MOREIRA	BRA	KTM	221.5	220.8	219.5	218.8	218.8	219.9	221.5
44 David MUÑOZ	SPA	KTM	221.5	221.5	219.5	219.5	218.8	219.9	221.5
82 Stefano NEPA	ITA	KTM	221.5	221.5	220.8	220.8	220.1	220.8	221.5
5 Jaume MASIA	SPA	HONDA	220.8	219.5	214.9	108.4		190.9	220.8
24 Tatsuki SUZUKI	JPN	HONDA	220.8	220.8	220.1	219.5	218.8	219.8	220.8
48 Ivan ORTOLÁ	SPA	KTM	220.8	220.8	220.1	219.5	218.8	220.0	220.8
53 Deniz ÖNCÜ	TUR	KTM	220.8	220.1	220.1	219.5	219.5	220.0	220.8
72 Taiyo FURUSATO	JPN	HONDA	220.8	220.1	220.1	218.8	218.1	219.6	220.8
71 Ayumu SASAKI	JPN	HUSQVARNA	220.1	219.5	219.5	219.5	218.8	219.3	220.1
80 David ALONSO	COL	GASGAS	220.1	219.5	218.8	217.5	217.5	218.7	220.1
95 Collin VEIJER	NED	HUSQVARNA	220.1	220.1	219.5	219.5	219.5	219.7	220.1
18 Matteo BERTELLE	ITA	HONDA	219.5	218.1	218.1	218.1	217.5	218.0	219.5
27 Kaito TOBA	JPN	HONDA	219.5	218.8	217.5	216.8	214.2	216.5	219.5
38 David SALVADOR	SPA	KTM	219.5	218.8	216.8	216.8	216.2	217.1	219.5
66 Joel KELSO	AUS	CFMOTO	219.5	218.8	218.1	218.1	217.5	218.4	219.5
19 Scott OGDEN	GBR	HONDA	218.8	218.1	217.5	216.8	216.2	217.5	218.8
55 Romano FENATI	ITA	HONDA	218.8	216.2	216.2	214.2	214.2	215.9	218.8
22 Ana CARRASCO	SPA	KTM	218.1	216.8	216.8	216.2	216.2	216.8	218.1
96 Daniel HOLGADO	SPA	KTM	218.1	217.5	215.5	214.9	214.9	215.7	218.1
12 Noah DETTWILER	SWI	CFMOTO	217.5	216.8	216.8	216.8	216.8	216.9	217.5
20 Lorenzo FELLON	FRA	KTM	217.5	216.2	216.2	215.5	215.5	216.0	217.5
43 Xavier ARTIGAS	SPA	CFMOTO	217.5	215.5	215.5	215.5	215.5	215.9	217.5
63 Syarifuddin AZMAN	MAL	KTM	217.5	216.2	215.5	214.9	214.2	215.4	217.5
54 Riccardo ROSSI	ITA	HONDA	216.8	215.5	214.9	214.9	214.2	215.3	216.8
7 Filippo FARIOLI	ITA	KTM	216.2	214.9	214.2	213.6	213.6	214.4	216.2
33 Tatchakorn BUASRI	THA	HONDA	216.2	216.2	214.2	213.6	213.0	214.4	216.2
70 Joshua WHATLEY	GBR	HONDA	215.5	214.9	214.2	214.2	213.6	214.3	215.5
64 Mario AJI	INA	HONDA	214.9	214.2	213.6	213.6	213.6	214.0	214.9

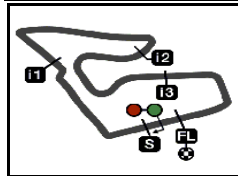
These data/results cannot be reproduced, stored and/or transmitted in whole or in part by any manner of electronic, mechanical, photocopying, recording, broadcasting or otherwise now known or herein after developed without the previous express consent by the copyright owner, except for reproduction in daily press and regular printed publications on sale to the public within 60 days of the event related to those data/results and always provided that copyright symbol appears together as follows below.

© DORNA, 2023

Official MotoGP Timing by TISSOT
www.motogp.com



Spielberg, Sunday, August 20, 2023




4348 m.

CryptoDATA MOTORRAD GRAND PRIX VON ÖSTERREICH

Race

Fastest Laps Sequence

Lap	Race Time	 Rider	Nation	Motorcycle	Time	Km/h	Riders's Lap
2	3'27.013	96 Daniel HOLGADO	SPA	KTM	1'42.068	153.3	2
2	3'27.110	95 Collin VEIJER	NED	HUSQVARNA	1'41.945	153.5	2
2	3'27.462	80 David ALONSO	COL	GASGAS	1'41.801	153.7	2
2	3'28.005	71 Ayumu SASAKI	JPN	HUSQVARNA	1'41.780	153.7	2
3	5'09.707	71 Ayumu SASAKI	JPN	HUSQVARNA	1'41.702	153.9	3
5	8'32.541	53 Deniz ÖNCÜ	TUR	KTM	1'41.611	154.0	5
5	8'33.766	80 David ALONSO	COL	GASGAS	1'41.518	154.1	5
7	11'56.797	80 David ALONSO	COL	GASGAS	1'41.452	154.2	7

These data/results cannot be reproduced, stored and/or transmitted in whole or in part by any manner of electronic, mechanical, photocopying, recording, broadcasting or otherwise now known or herein after developed without the previous express consent by the copyright owner, except for reproduction in daily press and regular printed publications on sale to the public within 60 days of the event related to those data/results and always provided that copyright symbol appears together as follows below.

© DORNA, 2023

Official MotoGP Timing by TISSOT
www.motogp.com

Spielberg, Sunday, August 20, 2023

