


4348 m.

## CryptoDATA MOTORRAD GRAND PRIX VON ÖSTERREICH

## Practice Nr. 3

## Classification

10

		Rider	Nation	Team	Motorcycle	Time	Lap Total	Gap	Top Speed
1	37	<b>Pedro ACOSTA</b>	SPA	Red Bull KTM Ajo	KALEX	<b>1'33.523</b>	12 14		<b>262.7</b>
2	35	<b>Somkiat CHANTRA</b>	THA	IDEMITSU Honda Team Asia	KALEX	<b>1'33.816</b>	13 15	0.293 0.293	<b>260.8</b>
3	79	<b>Ai OGURA</b>	JPN	IDEMITSU Honda Team Asia	KALEX	<b>1'34.095</b>	16 16	0.572 0.279	<b>258.9</b>
4	75	<b>Albert ARENAS</b>	SPA	Red Bull KTM Ajo	KALEX	<b>1'34.163</b>	13 15	0.640 0.068	<b>260.8</b>
5	13	<b>Celestino VIETTI</b>	ITA	Fantic Racing	KALEX	<b>1'34.174</b>	14 14	0.651 0.011	<b>260.8</b>
6	96	<b>Jake DIXON</b>	GBR	Autosolar GASGAS Aspar Team	KALEX	<b>1'34.216</b>	14 15	0.693 0.042	<b>261.8</b>
7	12	<b>Filip SALAC</b>	CZE	QJMOTOR Gresini Moto2	KALEX	<b>1'34.308</b>	15 15	0.785 0.092	<b>258.0</b>
8	40	<b>Aron CANET</b>	SPA	Pons Wegow Los40	KALEX	<b>1'34.426</b>	13 13	0.903 0.118	<b>256.2</b>
9	18	<b>Manuel GONZALEZ</b>	SPA	Correos Prepago Yamaha VR46 M	KALEX	<b>1'34.494</b>	5 13	0.971 0.068	<b>260.8</b>
10	84	<b>Zonta VD GOORBERGH</b>	NED	Fieten Olie Racing GP	KALEX	<b>1'34.549</b>	13 15	1.026 0.055	<b>260.8</b>
11	54	<b>Fermín ALDEGUER</b>	SPA	CAG SpeedUp	BOSCOSCURO	<b>1'34.602</b>	6 7	1.079 0.053	<b>258.0</b>
12	22	<b>Sam LOWES</b>	GBR	Elf Marc VDS Racing Team	KALEX	<b>1'34.653</b>	12 15	1.130 0.051	<b>257.1</b>
13	21	<b>Alonso LOPEZ</b>	SPA	CAG SpeedUp	BOSCOSCURO	<b>1'34.786</b>	16 17	1.263 0.133	<b>258.9</b>
14	24	<b>Marcos RAMIREZ</b>	SPA	OnlyFans American Racing	KALEX	<b>1'34.793</b>	15 15	1.270 0.007	<b>258.0</b>
15	15	<b>Darryn BINDER</b>	RSA	Liqui Moly Husqvarna Intact GP	KALEX	<b>1'34.821</b>	10 15	1.298 0.028	<b>259.9</b>
16	71	<b>Dennis FOGGIA</b>	ITA	Italtrans Racing Team	KALEX	<b>1'34.821</b>	14 14	1.298	<b>260.8</b>
17	14	<b>Tony ARBOLINO</b>	ITA	Elf Marc VDS Racing Team	KALEX	<b>1'34.836</b>	4 6	1.313 0.015	<b>258.0</b>
18	52	<b>Jeremy ALCOBA</b>	SPA	QJMOTOR Gresini Moto2	KALEX	<b>1'34.939</b>	11 12	1.416 0.103	<b>260.8</b>
19	17	<b>Alex ESCRIG</b>	SPA	Forward Team	FORWARD	<b>1'35.071</b>	4 9	1.548 0.132	<b>259.9</b>
20	33	<b>Rory SKINNER</b>	GBR	OnlyFans American Racing	KALEX	<b>1'35.074</b>	15 15	1.551 0.003	<b>256.2</b>
21	11	<b>Sergio GARCIA</b>	SPA	Pons Wegow Los40	KALEX	<b>1'35.083</b>	13 15	1.560 0.009	<b>258.9</b>
22	3	<b>Lukas TULOVIC</b>	GER	Liqui Moly Husqvarna Intact GP	KALEX	<b>1'35.183</b>	14 14	1.660 0.100	<b>258.0</b>
23	64	<b>Bo BENDSNEYDER</b>	NED	Pertamina Mandalika SAG Team	KALEX	<b>1'35.190</b>	12 12	1.667 0.007	<b>255.3</b>
24	28	<b>Izan GUEVARA</b>	SPA	Autosolar GASGAS Aspar Team	KALEX	<b>1'35.191</b>	11 13	1.668 0.001	<b>260.8</b>
25	16	<b>Joe ROBERTS</b>	USA	Italtrans Racing Team	KALEX	<b>1'35.370</b>	12 12	1.847 0.179	<b>256.2</b>
26	72	<b>Borja GOMEZ</b>	SPA	Fantic Racing	KALEX	<b>1'35.373</b>	13 15	1.850 0.003	<b>259.9</b>
27	67	<b>Alberto SURRA</b>	ITA	Forward Team	FORWARD	<b>1'35.799</b>	14 15	2.276 0.426	<b>259.9</b>
28	73	<b>Mattia RATO</b>	ITA	Pertamina Mandalika SAG Team	KALEX	<b>1'35.932</b>	13 14	2.409 0.133	<b>257.1</b>
29	5	<b>Kohta NOZANE</b>	JPN	Correos Prepago Yamaha VR46 M	KALEX	<b>1'35.993</b>	6 15	2.470 0.061	<b>256.2</b>

Practice condition: Dry

Air: 19°

Humidity: 73%

Ground: 23°

<b>Fastest Lap:</b>	Lap: 12	<b>Pedro ACOSTA</b>	<b>1'33.523</b>	167.3 Km/h
<b>Best Race Lap:</b>	2022	<b>Celestino VIETTI</b>	<b>1'34.073</b>	166.3 Km/h
<b>All Time Lap Record:</b>	2023	<b>Pedro ACOSTA</b>	<b>1'33.523</b>	167.3 Km/h

The results are provisional until the end of the limit for protest and appeals.

Time limit for protest expires 30' after publication of the results - ..... Time: .....

These data/results cannot be reproduced, stored and/or transmitted in whole or in part by any manner of electronic, mechanical, photocopying, recording, broadcasting or otherwise now known or herein after developed without the previous express consent by the copyright owner, except for reproduction in daily press and regular printed publications on sale to the public within 60 days of the event related to those data/results and always provided that copyright symbol appears together as follows below.

© DORNA, 2023

Official MotoGP Timing by TISSOT  
www.motogp.com

Spielberg, Saturday, August 19, 2023

moto2™

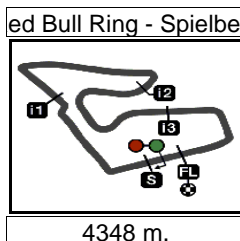


## CryptoDATA MOTORRAD GRAND PRIX VON ÖSTERREICH

## Practice Nr. 3

## Combined Practice Times

11



4348 m.

Rider	Nation	Team	MOTORCYCLE	P1	P2	P3	Gap
1 37 <b>P.ACOSTA</b>	SPA	Red Bull KTM Ajo	KALEX	1'34.400 16	1'34.050 17	<b>1'33.523</b> 12	
2 35 <b>S.CHANTRA</b>	THA	IDEMITSU Honda Team Asia	KALEX	1'34.160 19	1'34.490 15	<b>1'33.816</b> 13	0.293 0.293
3 79 <b>A.OGURA</b>	JPN	IDEMITSU Honda Team Asia	KALEX	1'34.705 20	1'34.364 10	<b>1'34.095</b> 16	0.572 0.279
4 75 <b>A.ARENAS</b>	SPA	Red Bull KTM Ajo	KALEX	1'35.039 16	1'35.404 8	<b>1'34.163</b> 13	0.640 0.068
5 13 <b>C.VIETTI</b>	ITA	Fantic Racing	KALEX	1'34.920 17	1'34.430 16	<b>1'34.174</b> 14	0.651 0.011
6 96 <b>J.DIXON</b>	GBR	Autosolar GASGAS Aspar Team	KALEX	1'34.913 15	1'34.374 17	<b>1'34.216</b> 14	0.693 0.042
7 12 <b>F.SALAC</b>	CZE	QJMOTOR Gresini Moto2	KALEX	1'34.567 15	1'35.550 17	<b>1'34.308</b> 15	0.785 0.092
8 14 <b>T.ARBOLINO</b>	ITA	Elf Marc VDS Racing Team	KALEX	1'34.778 20	<b>1'34.409</b> 15	1'34.836 4	0.886 0.101
9 40 <b>A.CANET</b>	SPA	Pons Wegow Los40	KALEX	1'35.701 8	1'34.579 17	<b>1'34.426</b> 13	0.903 0.017
10 18 <b>M.GONZALEZ</b>	SPA	Correos Prepago Yamaha VR46 Ma	KALEX	1'35.198 15		<b>1'34.494</b> 5	0.971 0.068
11 84 <b>Z.VD GOORBERG</b>	NED	Fieten Olie Racing GP	KALEX	1'35.764 20	1'35.487 16	<b>1'34.549</b> 13	1.026 0.055
12 54 <b>F.ALDEGUER</b>	SPA	CAG SpeedUp	BOSCOSCURO	1'34.800 22	1'34.814 20	<b>1'34.602</b> 6	1.079 0.053
13 22 <b>S.LOWES</b>	GBR	Elf Marc VDS Racing Team	KALEX	1'35.317 13	1'35.537 7	<b>1'34.653</b> 12	1.130 0.051
14 21 <b>A.LOPEZ</b>	SPA	CAG SpeedUp	BOSCOSCURO	1'35.256 15	1'34.964 20	<b>1'34.786</b> 16	1.263 0.133
15 24 <b>M.RAMIREZ</b>	SPA	OnlyFans American Racing	KALEX	1'35.831 20	1'35.393 17	<b>1'34.793</b> 15	1.270 0.007
16 15 <b>D.BINDER</b>	RSA	Liqui Moly Husqvarna Intact GP	KALEX	1'35.561 21	1'35.554 15	<b>1'34.821</b> 10	1.298 0.028
17 71 <b>D.FOGGIA</b>	ITA	Italtrans Racing Team	KALEX	1'35.609 21	1'35.775 15	<b>1'34.821</b> 14	1.298
18 52 <b>J.ALCOBA</b>	SPA	QJMOTOR Gresini Moto2	KALEX	1'35.455 17	1'35.679 17	<b>1'34.939</b> 11	1.416 0.118
19 17 <b>A.ESCRIG</b>	SPA	Forward Team	FORWARD	1'36.288 14	1'35.546 16	<b>1'35.071</b> 4	1.548 0.132
20 33 <b>R.SKINNER</b>	GBR	OnlyFans American Racing	KALEX	1'36.336 17	1'35.497 22	<b>1'35.074</b> 15	1.551 0.003
21 11 <b>S.GARCIA</b>	SPA	Pons Wegow Los40	KALEX	1'35.433 15	1'35.368 9	<b>1'35.083</b> 13	1.560 0.009
22 3 <b>L.TULOVIC</b>	GER	Liqui Moly Husqvarna Intact GP	KALEX	1'36.256 14	1'36.195 12	<b>1'35.183</b> 14	1.660 0.100
23 64 <b>B.BENDSNEYDE</b>	NED	Pertamina Mandalika SAG Team	KALEX	1'35.772 14	1'35.618 16	<b>1'35.190</b> 12	1.667 0.007
24 28 <b>I.GUEVARA</b>	SPA	Autosolar GASGAS Aspar Team	KALEX	1'35.219 19	1'35.917 11	<b>1'35.191</b> 11	1.668 0.001
25 16 <b>J.ROBERTS</b>	USA	Italtrans Racing Team	KALEX	1'35.390 18	1'35.781 13	<b>1'35.370</b> 12	1.847 0.179
26 72 <b>B.GOMEZ</b>	SPA	Fantic Racing	KALEX	1'36.034 16	1'35.827 15	<b>1'35.373</b> 13	1.850 0.003
27 67 <b>A.SURRA</b>	ITA	Forward Team	FORWARD	1'37.597 13	1'36.584 14	<b>1'35.799</b> 14	2.276 0.426
28 73 <b>M.RATO</b>	ITA	Pertamina Mandalika SAG Team	KALEX	1'38.349 9	1'36.624 14	<b>1'35.932</b> 13	2.409 0.133
29 5 <b>K.NOZANE</b>	JPN	Correos Prepago Yamaha VR46 Ma	KALEX	1'37.208 19	1'36.551 14	<b>1'35.993</b> 6	2.470 0.061

<b>Pole Position Record:</b>	2022	<b>Ai OGURA</b>	<b>1'33.933</b>	166.6 Km/h
<b>Best Race Lap:</b>	2022	<b>Celestino VIETTI</b>	<b>1'34.073</b>	166.3 Km/h
<b>All Time Lap Record:</b>	2023	<b>Pedro ACOSTA</b>	<b>1'33.523</b>	167.3 Km/h

The results are provisional until the end of the limit for protest and appeals.

Time limit for protest expires 60' after publication of the results - ..... Time: .....

These data/results cannot be reproduced, stored and/or transmitted in whole or in part by any manner of electronic, mechanical, photocopying, recording, broadcasting or otherwise now known or herein after developed without the previous express consent by the copyright owner, except for reproduction in daily press and regular printed publications on sale to the public within 60 days of the event related to those data/results and always provided that copyright symbol appears together as follows below.

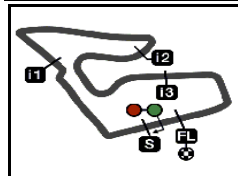
© DORNA, 2023

Official MotoGP Timing by TISSOT  
www.motogp.com

Spielberg, Saturday, August 19, 2023







4348 m.

## CryptoDATA MOTORRAD GRAND PRIX VON ÖSTERREICH

## Practice Nr. 3

## Top Speed &amp; Average

12



Rider	Nation	Motorcycle	Top 5 speeds					Average	Top
37 Pedro ACOSTA	SPA	KALEX	262.7	260.8	259.9	259.9	259.9	260.6	262.7
96 Jake DIXON	GBR	KALEX	261.8	260.8	259.9	259.9	258.9	260.3	261.8
13 Celestino VIETTI	ITA	KALEX	260.8	259.9	259.9	258.9	258.0	258.8	260.8
18 Manuel GONZALEZ	SPA	KALEX	260.8	258.9	258.9	258.0	258.0	258.7	260.8
28 Izan GUEVARA	SPA	KALEX	260.8	259.9	258.9	258.0	258.0	258.9	260.8
35 Somkiat CHANTRA	THA	KALEX	260.8	260.8	260.8	260.8	259.9	260.4	260.8
52 Jeremy ALCOBA	SPA	KALEX	260.8	258.9	257.1	257.1	256.2	258.0	260.8
71 Dennis FOGGIA	ITA	KALEX	260.8	259.9	259.9	259.9	259.9	260.1	260.8
75 Albert ARENAS	SPA	KALEX	260.8	259.9	259.9	259.9	259.9	260.1	260.8
84 Zonta VD GOORBERGH	NED	KALEX	260.8	259.9	258.9	258.0	258.0	258.7	260.8
15 Darryn BINDER	RSA	KALEX	259.9	258.0	258.0	258.0	257.1	258.0	259.9
17 Alex ESCRIG	SPA	FORWARD	259.9	258.9	258.0	258.0	258.0	258.4	259.9
67 Alberto SURRA	ITA	FORWARD	259.9	258.9	257.1	257.1	257.1	258.0	259.9
72 Borja GOMEZ	SPA	KALEX	259.9	258.9	258.9	258.9	258.0	258.5	259.9
11 Sergio GARCIA	SPA	KALEX	258.9	258.9	257.1	256.2	256.2	256.8	258.9
21 Alonso LOPEZ	SPA	BOSCOSCURO	258.9	258.0	257.1	257.1	257.1	257.3	258.9
79 Ai OGURA	JPN	KALEX	258.9	258.9	258.9	258.0	258.0	258.5	258.9
3 Lukas TULOVIC	GER	KALEX	258.0	258.0	257.1	257.1	257.1	257.4	258.0
12 Filip SALAC	CZE	KALEX	258.0	258.0	258.0	257.1	257.1	257.6	258.0
14 Tony ARBOLINO	ITA	KALEX	258.0	258.0	258.0	257.1	257.1	257.6	258.0
24 Marcos RAMIREZ	SPA	KALEX	258.0	258.0	258.0	257.1	257.1	257.6	258.0
54 Fermín ALDEGUER	SPA	BOSCOSCURO	258.0	257.1	257.1	257.1	215.5	249.0	258.0
22 Sam LOWES	GBR	KALEX	257.1	257.1	256.2	256.2	256.2	256.4	257.1
73 Mattia RATO	ITA	KALEX	257.1	257.1	257.1	256.2	255.3	256.1	257.1
5 Kohta NOZANE	JPN	KALEX	256.2	255.3	255.3	254.4	254.4	255.1	256.2
16 Joe ROBERTS	USA	KALEX	256.2	255.3	254.4	254.4	254.4	254.9	256.2
33 Rory SKINNER	GBR	KALEX	256.2	255.3	255.3	255.3	255.3	255.5	256.2
40 Aron CANET	SPA	KALEX	256.2	256.2	255.3	255.3	255.3	255.6	256.2
64 Bo BENDSNEYDER	NED	KALEX	255.3	255.3	254.4	253.5	253.5	254.1	255.3

These data/results cannot be reproduced, stored and/or transmitted in whole or in part by any manner of electronic, mechanical, photocopying, recording, broadcasting or otherwise now known or herein after developed without the previous express consent by the copyright owner, except for reproduction in daily press and regular printed publications on sale to the public within 60 days of the event related to those data/results and always provided that copyright symbol appears together as follows below.

© DORNA, 2023

Official MotoGP Timing by TISSOT  
www.motogp.com

Spielberg, Saturday, August 19, 2023

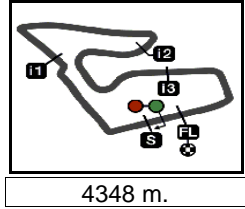


CryptoDATA MOTORRAD GRAND PRIX VON ÖSTERREICH

Practice Nr. 3

Chronological Analysis of Performances

13



4348 m.

* Lap / Sector time cancelled							T1 Time from finish line to 1st intermediate					T3 Time from 2nd intermed. to 3rd intermed.				
P Crossing the finish line in pit lane							T2 Time from 1st intermed. to 2nd intermed.					T4 Time from 3rd intermediate to finish line				
Lap	Lap Time	T1	T2	T3	T4	Speed	Lap	Lap Time	T1	T2	T3	T4	Speed			
<b>1st 37 Pedro ACOSTA</b> Red Bull KTM Ajo SPA							<b>4th 75 Albert ARENAS</b> Red Bull KTM Ajo SPA									
Runs=2 Total laps=14 Full laps=11 Valid laps=10							Runs=2 Total laps=15 Full laps=12 Valid laps=9									
1	2'48.295	19.852	27.951	35.220	17.703		1	2'31.048	21.271	30.846	27.947	17.890				
2	<b>1'35.688</b>	26.434	26.942	24.998	17.314	256.2	2	<b>1'36.301</b>	26.744	27.079	25.021	17.457	256.2			
3	<b>1'34.956</b>	26.280	26.601	24.803	17.272	257.1	3	<b>1'35.608</b>	26.401	26.739	24.964	17.504	258.9			
4	<b>1'34.667</b>	26.156	26.549	24.748	17.214	258.9	4	<b>1'34.912</b>	26.192	26.569	24.797	17.354	258.9			
5	<b>1'34.425</b>	25.946	26.539	24.729	17.211	259.9	5	<b>1'34.992</b>	26.187	26.697	24.748	17.360	<b>260.8</b>			
6	<b>1'37.284</b>	28.521	26.579	24.933	17.251	259.9	6	<b>1'34.736</b>	26.123	26.484	24.899	17.230	257.1			
7	<b>1'34.020</b>	25.949	26.351	24.541	17.179	260.8	7	<b>1'38.229</b>	26.038	29.982	24.882	17.327	256.2			
8	1'43.097 P	25.53*	29.915	25.021	22.625	<b>262.7</b>	8	<b>1'34.387</b>	26.059	26.562	24.640	<b>17.126</b>	259.9			
9	8'23.471	18.357	28.132	25.281	17.357		9	1'42.517 P	26.265	27.022	25.658	<b>23.572</b>	259.9			
10	<b>1'34.390</b>	25.979	26.553	24.670	17.188	258.0	10	8'03.737	21.926	28.269	24.997	17.227				
11	1'33.649 *	25.854	<b>26.147</b>	24.579*	<b>17.069</b>	259.9	11	1'35.104 *	26.397	26.685	24.796*	17.226	259.9			
12	<b>1'33.523</b>	25.795	26.161	24.495	17.072	258.9	12	1'34.789 *	26.20*	26.569	24.675	17.341	258.9			
13	<b>1'33.523</b>	25.755	26.193	<b>24.471</b>	17.104	258.9	13	<b>1'34.163</b>	26.030	<b>26.386</b>	<b>24.588</b>	17.159	259.9			
14	<b>1'40.524</b>	<b>25.721</b>	27.909	28.797	18.097	258.9	14	<b>1'34.215</b>	<b>25.929</b>	26.450	24.620	17.216	259.9			
							15	1'39.231 *	30.42*	26.791	24.755	17.263	254.4			
<b>2nd 35 Somkiat CHANTRA</b> IDEMITSU Honda Tea THA							<b>5th 13 Celestino VIETTI</b> Fantic Racing ITA									
Runs=2 Total laps=15 Full laps=12 Valid laps=8							Runs=2 Total laps=14 Full laps=11 Valid laps=10									
1	2'40.448	18.645	27.642	25.681	17.750		1	1'47.856	19.625	28.607	25.966	18.141				
2	1'35.768 *	26.48*	26.705	25.026	17.550	257.1	2	<b>1'36.525</b>	26.743	27.120	25.274	17.388	258.0			
3	<b>1'37.700</b>	26.629	28.365	25.299	17.407	<b>260.8</b>	3	<b>1'35.603</b>	26.455	26.743	25.086	17.319	257.1			
4	<b>1'34.915</b>	26.267	26.553	24.824	17.271	260.8	4	<b>1'35.190</b>	26.203	26.622	25.005	17.360	258.0			
5	<b>1'34.549</b>	26.155	26.410	24.680	17.304	259.9	5	<b>1'35.157</b>	26.330	26.541	24.974	17.312	258.0			
6	1'35.825 *	26.124	26.895	25.242	17.564*	259.9	6	<b>1'35.135</b>	26.284	26.496	25.080	17.275	258.0			
7	<b>1'34.795</b>	26.146	26.546	24.865	17.238	260.8	7	<b>1'34.995</b>	26.102	26.534	24.974	17.385	258.0			
8	1'43.452 P	27.736	27.399	25.423	22.894	260.8	8	<b>1'34.940</b>	26.136	26.455	25.056	17.293	257.1			
9	7'53.079	18.919	27.895	25.779	17.355		9	<b>1'34.711</b>	26.106	26.426	24.921	17.258	258.9			
10	<b>1'34.734</b>	26.112	26.644	24.843	17.135	257.1	10	1'52.079 P	32.93*	29.523*	26.415	23.207	258.0			
11	1'34.195 *	25.975	26.329	24.764*	17.127	258.9	11	8'48.839 *	21.005	35.988	28.826*	17.660*				
12	<b>1'33.994</b>	26.025	26.231	24.595	17.143	258.0	12	<b>1'39.993</b>	26.503	31.181	25.208	<b>17.101</b>	<b>260.8</b>			
13	<b>1'33.816</b>	<b>25.894</b>	26.279	<b>24.568</b>	<b>17.075</b>	259.9	13	1'34.839 *	<b>25.941</b>	<b>26.325</b>	24.779	17.794*	259.9			
14	1'41.442 *	32.27*	27.110	24.893	17.166	258.0	14	<b>1'34.174</b>	25.941	26.343	<b>24.650</b>	17.240	259.9			
15	<b>1'33.933</b>	25.982	<b>26.226</b>	24.604	17.121	258.9										
<b>3rd 79 Ai OGURA</b> IDEMITSU Honda Tea JPN							<b>6th 96 Jake DIXON</b> Autosolar GASGAS A GBR									
Runs=2 Total laps=16 Full laps=13 Valid laps=10							Runs=2 Total laps=15 Full laps=12 Valid laps=9									
1	2'31.232	19.880	28.236	25.410	17.917		1	2'31.670	19.793	28.234	25.236	18.169				
2	<b>1'36.513</b>	27.098	26.982	25.009	17.424	257.1										
3	1'35.772 *	26.461	26.760	25.079	17.472*	257.1										
4	<b>1'35.790</b>	26.552	26.975	24.858	17.405	256.2										
5	<b>1'35.031</b>	26.244	26.620	24.814	17.353	257.1										
6	<b>1'35.090</b>	26.239	26.509	24.965	17.377	258.0										
7	<b>1'35.338</b>	26.271	26.746	24.846	17.475	<b>258.9</b>										
8	<b>1'35.124</b>	26.280	26.656	24.889	17.299	256.2										
9	1'55.822 P	32.06*	29.922	26.823	27.017	255.3										

<b>Fastest Lap:</b>	Pedro ACOSTA	Red Bull KTM Ajo	SPA	<b>1'33.523</b>	25.795	26.161	24.495	17.072
---------------------	--------------	------------------	-----	-----------------	--------	--------	--------	--------

These data/results cannot be reproduced, stored and/or transmitted in whole or in part by any manner of electronic, mechanical, photocopying, recording, broadcasting or otherwise now known or herein after developed without the previous express consent by the copyright owner, except for reproduction in daily press and regular printed publications on sale to the public within 60 days of the event related to those data/results and always provided that copyright symbol appears together as follows below.  
© DORNA, 2023

## Practice Nr. 3

## Moto2

Lap	Lap Time	T1	T2	T3	T4	Speed	Lap	Lap Time	T1	T2	T3	T4	Speed
2	1'37.947 *	27.71*	27.762	24.944	17.523	256.2	6	1'41.684	26.199	32.232	25.637	17.616	257.1
3	1'35.317	26.404	26.803	24.690	17.420	256.2	7	1'34.858	26.118	26.570	24.858	17.312	257.1
4	1'35.252	26.484	26.714	24.711	17.343	259.9	8	1'36.787	26.340	26.792	25.008	18.647	260.8
5	1'35.377	26.409	26.603	24.944	17.421	259.9	9	1'40.390 P	26.146	26.669	25.045	22.530	258.9
6	1'36.674	27.047	27.049	25.044	17.534	260.8	10	10'49.644 *	20.408	33.072	26.032*	22.948*	
7	1'34.992	26.310	26.623	24.755	17.304	257.1	11	1'39.559	26.394	26.766	25.104	21.295	257.1
8	1'34.656	26.075	26.502	24.708	17.371	258.0	12	1'34.697	26.030	26.536	24.942	17.189	258.0
9	1'34.929	26.135	26.495	24.853	17.446	258.0	13	1'34.623	26.082	26.489	24.740	17.312	258.0
10	1'34.984 *	26.160	26.501	24.962	17.361*	256.2							
11	1'41.298 P	26.331	26.622	25.734	22.611	257.1							
12	6'41.028 *	19.883	26.920	25.181*	17.342*								
13	1'35.140 *	26.179	26.773	24.883	17.305*	257.1							
14	1'34.216	25.988	26.334	24.604	17.290	258.9							
15	1'38.990	28.268	28.682	24.772	17.268	261.8							

7th		12	Filip SALAC	QJMOTOR Gresini M CZE		
		Runs=2	Total laps=15	Full laps=12	Valid laps=10	
1	2'04.028	20.174	29.270	25.932	18.051	
2	1'38.803	27.409	27.685	25.568	18.141	251.7
3	1'36.447	26.674	26.927	25.288	17.558	255.3
4	1'35.768	26.391	26.780	25.110	17.487	256.2
5	1'35.759	26.498	26.714	25.115	17.432	257.1
6	1'35.599	26.369	26.709	25.095	17.426	256.2
7	1'38.232	26.551	28.186	25.879	17.616	256.2
8	1'35.289	26.288	26.634	24.962	17.405	256.2
9	1'35.181 *	26.234	26.538	25.008*	17.401	256.2
10	1'40.840 P	26.34*	26.573*	25.124	22.799	256.2
11	7'24.916 *	19.588	29.170	29.132	23.658*	
12	1'44.420 *	25.76*	27.104	29.916*	21.634	258.0
13	1'34.969	26.161	26.562	24.913	17.333	258.0
14	1'34.427	26.095	26.357	24.727	17.248	258.0
15	1'34.308	25.970	26.385	24.721	17.232	257.1

8th		40	Aron CANET	Pons Wegow Los40 SPA		
		Runs=2	Total laps=13	Full laps=10	Valid laps=8	
1	2'42.362	18.352	27.652	25.828	18.027	
2	1'35.931	26.569	27.012	24.882	17.468	253.5
3	1'37.196 *	28.24*	26.909	24.764	17.276	254.4
4	1'39.183	26.260	30.864	24.815	17.244	254.4
5	1'34.904	26.233	26.677	24.697	17.297	255.3
6	1'34.976	26.178	26.668	24.856	17.274	256.2
7	1'34.685	26.138	26.662	24.649	17.236	256.2
8	1'38.647 *	27.64*	28.731	24.963	17.312	255.3
9	1'44.778 P	26.24*	27.164*	26.941	24.430	255.3
10	10'01.182 *	20.569	37.551	25.740*	19.712	
11	1'38.205	26.315	26.688	25.608	19.594	253.5
12	1'34.701	26.023	26.568	24.977	17.133	255.3
13	1'34.426	26.132	26.509	24.632	17.153	255.3

9th		18	Manuel GONZALEZ	Correos Prepago Yam SPA		
		Runs=2	Total laps=13	Full laps=10	Valid laps=9	
1	1'54.357	18.707	27.925	25.386	17.545	
2	1'35.945 *	26.581	27.015	24.945	17.404*	258.0
3	1'34.997	26.203	26.705	24.878	17.211	257.1
4	1'40.012	29.457	27.535	25.462	17.558	258.9
5	1'34.494	25.969	26.461	24.690	17.374	258.0

10th 84 Zonta VD GOORBE Fieten Olie Racing GP NED  
Runs=2 Total laps=15 Full laps=12 Valid laps=6

1	1'48.337	19.316	28.376	25.682	18.358	
2	1'37.966 *	26.951	27.598	25.092	18.325*	258.0
3	1'38.565 *	28.08*	27.905	25.025*	17.546*	258.0
4	1'36.313	26.786	27.036	25.072	17.419	258.0
5	1'35.311	26.332	26.685	24.855	17.439	258.0
6	1'35.054	26.272	26.673	24.837	17.272	256.2
7	1'46.797 P	28.848	27.513	25.646	24.790	256.2
8	7'07.870	19.681	28.035	25.390	17.681	
9	1'35.212	26.432	26.582	24.954	17.244	253.5
10	1'39.005 *	26.228	29.752	25.556	17.469*	256.2
11	1'36.111 *	26.261	27.304	25.121	17.425*	258.0
12	1'35.675 *	26.24*	26.958	25.028*	17.442*	257.1
13	1'34.549	26.050	26.577	24.717	17.205	259.9
14	1'39.666 *	26.57*	29.130	26.195	17.762*	260.8
15	1'38.896	26.243	28.642	26.307	17.704	258.9

11th 54 Fermín ALDEGUER CAG SpeedUp SPA  
Runs=2 Total laps=7 Full laps=4 Valid laps=3

1	1'56.155 P	19.555	28.190	25.446	23.720	
2	5'49.281	18.795	27.550	25.220	17.566	
3	1'35.446	26.452	26.836	24.887	17.271	257.1
4	1'35.049	26.276	26.666	24.796	17.311	258.0
5	1'34.961 *	26.165	26.628	24.796*	17.372	257.1
6	1'34.602	26.074	26.594	24.698	17.236	257.1
7	2'09.048 P	42.58*	31.759*	30.310	24.390	215.5

12th 22 Sam LOWES Elf Marc VDS Racing GBR  
Runs=2 Total laps=15 Full laps=12 Valid laps=8

1	2'34.489	21.284	28.240	25.440	17.766	
2	1'36.944	27.286	27.208	24.822	17.628	256.2
3	1'36.268 *	27.119	27.043	24.782*	17.324	257.1
4	1'36.352	26.770	26.879	24.811	17.892	256.2
5	1'35.308	26.457	26.855	24.750	17.246	255.3
6	1'35.008	26.429	26.727	24.676	17.176	257.1
7	1'52.759 P	29.227	28.593	28.627	26.312	255.3
8	7'36.866	20.157	28.185	27.114	17.436	
9	1'39.827 *	26.785	30.540	25.052	17.450*	253.5
10	1'36.089	26.433	27.418	24.889	17.349	256.2
11	1'34.876 *	26.344	26.668	24.710*	17.154	256.2
12	1'34.653	26.385	26.464	24.690	17.114	256.2
13	1'36.009 *	26.411	27.389	25.004	17.205*	256.2
14	1'34.674	26.257	26.617	24.606	17.194	256.2
15	1'34.796	26.193	26.731	24.692	17.180	256.2

Fastest Lap: Pedro ACOSTA Red Bull KTM Ajo SPA 1'33.523 25.795 26.161 24.495 17.072

These data/results cannot be reproduced, stored and/or transmitted in whole or in part by any manner of electronic, mechanical, photocopying, recording, broadcasting or otherwise now known or herein after developed without the previous express consent by the copyright owner, except for reproduction in daily press and regular printed publications on sale to the public within 60 days of the event related to those data/results and always provided that copyright symbol appears together as follows below.  
© DORNA, 2023

## Practice Nr. 3

## Moto2

Lap	Lap Time	T1	T2	T3	T4	Speed	Lap	Lap Time	T1	T2	T3	T4	Speed	
<b>13th</b>	<b>21</b>	<b>Alonso LOPEZ</b> CAG SpeedUp SPA						<b>16th</b>	<b>71</b>	<b>Dennis FOGGIA</b> Italtrans Racing Team ITA				
	Runs=2	Total laps=17	Full laps=14	Valid laps=8				Runs=2	Total laps=14	Full laps=11	Valid laps=8			
1	1'48.027	18.896	28.200	25.557	17.975		1	2'21.642	22.807	28.433	25.511	17.839		
2	<b>1'36.803</b>	27.011	27.297	24.989	17.506	258.9	2	<b>1'44.886</b>	26.886	28.451	30.763	18.786	258.9	
3	1'35.521 *	26.42*	26.903	24.786	17.408	257.1	3	<b>1'36.669</b>	26.833	26.992	25.058	17.786	258.9	
4	<b>1'35.101</b>	26.310	26.632	24.821	17.338	257.1	4	1'36.633 *	26.789	27.407	24.927	17.510*	259.9	
5	<b>1'35.639</b>	26.361	26.650	24.850	17.778	257.1	5	<b>1'35.642</b>	26.393	26.773	24.954	17.522	259.9	
6	<b>1'35.071</b>	26.221	26.751	24.813	17.286	257.1	6	<b>1'36.904</b>	27.128	27.328	24.949	17.499	259.9	
7	1'34.947 *	26.206	26.653	24.774*	17.314	257.1	7	<b>1'35.605</b>	26.448	26.769	24.867	17.521	258.9	
8	<b>1'37.489</b>	26.161	27.041	26.338	17.949	257.1	8	<b>1'35.223</b>	26.235	26.629	24.901	17.458	260.8	
9	1'35.508 *	25.65*	27.253	25.121	17.478	256.2	9	1'48.568 P	29.14*	29.753	26.145	23.523	258.9	
10	1'36.674 *	26.21*	27.181*	25.796*	17.486	257.1	10	9'36.332 *	20.472	32.502	27.810*	18.646		
11	1'43.391 P	26.29*	28.213	24.957	23.927	257.1	11	1'35.476 *	26.405	26.734	24.933	17.404*	258.9	
12	5'37.515	18.513	27.191	24.996	17.174		12	1'38.595 *	26.308	27.090	27.754	17.443*	259.9	
13	1'35.537 *	26.096	26.642	25.294*	17.505	257.1	13	<b>1'34.943</b>	26.278	26.546	24.800	17.319	258.9	
14	<b>1'34.822</b>	26.116	26.554	24.743	17.409	256.2	14	<b>1'34.821</b>	26.141	26.571	24.853	17.256	258.9	
15	<b>1'39.791</b>	26.998	29.776	25.623	17.394	257.1								
16	<b>1'34.786</b>	26.176	26.619	24.813	17.178	258.0								
17	1'38.668 *	26.17*	30.050	25.024	17.416	255.3								
<b>14th</b>	<b>24</b>	<b>Marcos RAMIREZ</b> Forward Team SPA						<b>17th</b>	<b>14</b>	<b>Tony ARBOLINO</b> Elf Marc VDS Racing ITA				
	Runs=2	Total laps=15	Full laps=12	Valid laps=10				Runs=1	Total laps=6	Full laps=5	Valid laps=4			
1	1'51.315	19.962	28.512	25.870	17.872		1	2'41.474	18.513	27.560	26.197	17.888		
2	<b>1'36.650</b>	27.126	26.970	24.864	17.690	254.4	2	<b>1'35.663</b>	26.449	26.854	24.968	17.392	256.2	
3	<b>1'35.302</b>	26.635	26.628	24.714	17.325	255.3	3	1'35.459 *	26.233	26.835	25.026	17.365*	257.1	
4	<b>1'35.534</b>	26.504	26.904	24.782	17.344	258.0	4	<b>1'34.836</b>	26.230	26.554	24.807	17.245	257.1	
5	<b>1'35.020</b>	26.505	26.614	24.615	17.286	255.3	5	<b>1'36.758</b>	26.096	27.836	25.308	17.518	258.0	
6	<b>1'35.101</b>	26.328	26.700	24.704	17.369	258.0	6	<b>1'35.804</b>	26.085	26.688	24.825	18.206	258.0	
7	<b>1'35.273</b>	26.301	26.729	24.790	17.453	256.2		unfinished	26.085	26.476			258.0	
8	1'48.596 P	30.364	27.604	26.097	24.531	251.7								
9	7'40.489	19.741	32.359	25.420	17.494									
10	1'34.464 *	25.57*	26.811	24.763	17.318*	254.4								
11	<b>1'34.843</b>	26.268	26.588	24.686	17.301	255.3								
12	1'42.971 *	26.230	26.560	26.357*	23.824	257.1								
13	<b>1'34.897</b>	26.208	26.600	24.715	17.374	257.1								
14	<b>1'37.828</b>	26.285	26.921	25.419	19.203	257.1								
15	<b>1'34.793</b>	26.248	26.588	24.638	17.319	258.0								
<b>15th</b>	<b>15</b>	<b>Darryn BINDER</b> Liqui Moly Husqvarna RSA						<b>18th</b>	<b>52</b>	<b>Jeremy ALCOBA</b> QJMOTOR Gresini M SPA				
	Runs=2	Total laps=15	Full laps=12	Valid laps=11				Runs=2	Total laps=12	Full laps=9	Valid laps=7			
1	1'50.010	19.502	28.186	25.662	17.816		1	2'22.992	19.072	31.816	30.881	19.999		
2	<b>1'36.484</b>	26.989	26.915	24.968	17.612	256.2	2	<b>1'39.450</b>	27.333	27.908	26.626	17.583	253.5	
3	<b>1'36.059</b>	26.708	26.960	24.913	17.478	259.9	3	<b>1'36.746</b>	26.822	27.166	25.224	17.534	255.3	
4	<b>1'35.671</b>	26.480	26.793	24.947	17.451	256.2	4	1'36.334 *	26.60*	27.005	25.185	17.539	255.3	
5	<b>1'35.356</b>	26.371	26.585	24.851	17.549	256.2	5	<b>1'36.274</b>	26.530	26.898	25.261	17.585	255.3	
6	<b>1'36.423</b>	26.382	27.680	24.876	17.485	256.2	6	<b>1'36.173</b>	26.555	26.716	25.290	17.612	255.3	
7	<b>1'36.187</b>	26.611	26.976	25.000	17.600	256.2	7	1'46.351 P	26.756	31.329	24.945	23.321	257.1	
8	1'42.657 P	27.051	27.110	25.440	23.056	256.2	8	11'47.249	19.423	28.965	29.322	23.913		
9	8'42.161	18.774	27.664	25.452	17.457		9	1'42.655 *	26.412	26.901	26.215*	23.127	256.2	
10	<b>1'34.821</b>	26.202	26.509	24.725	17.385	258.0	10	<b>1'38.785</b>	26.426	26.699	25.068	20.592	260.8	
11	1'34.743 *	26.192	26.499	24.728*	17.324	258.0	11	<b>1'34.939</b>	26.228	26.539	24.724	17.448	258.9	
12	<b>1'34.902</b>	26.218	26.542	24.678	17.464	258.0	12	<b>1'35.029</b>	26.358	26.664	24.638	17.369	257.1	
13	<b>1'36.933</b>	27.477	26.892	24.986	17.578	256.2								
14	<b>1'41.930</b>	26.305	33.218	24.951	17.456	257.1								
15	<b>1'35.274</b>	26.214	26.839	24.878	17.343	257.1								
<b>19th</b>	<b>17</b>	<b>Alex ESCRIG</b> Forward Team SPA												
	Runs=2	Total laps=9	Full laps=6	Valid laps=5										
1	1'47.634	19.193	28.406	26.160	18.147									
2	1'37.670 *	27.32*	27.540	25.014	17.791	258.0								
3	<b>1'35.565</b>	26.419	26.940	24.755	17.451	259.9								
4	<b>1'35.071</b>	26.172	26.881	24.699	17.319	258.0								
5	<b>1'35.212</b>	26.183	26.728	24.767	17.534	258.0								
6	<b>1'35.249</b>	26.312	26.880	24.698	17.359	258.0								
7	1'51.662 P	26.28*	31.913	28.988	24.479	258.9								
8	9'51.866	21.204	33.649	29.092	18.246									
9	<b>1'36.714</b>	26.590	27.354	25.330	17.440	253.5								
	unfinished	26.271	26.671			258.0								

**Fastest Lap:** Pedro ACOSTA Red Bull KTM Ajo SPA **1'33.523** 25.795 26.161 24.495 17.072

These data/results cannot be reproduced, stored and/or transmitted in whole or in part by any manner of electronic, mechanical, photocopying, recording, broadcasting or otherwise now known or herein after developed without the previous express consent by the copyright owner, except for reproduction in daily press and regular printed publications on sale to the public within 60 days of the event related to those data/results and always provided that copyright symbol appears together as follows below.  
© DORNA, 2023

## Practice Nr. 3

## Moto2

Lap	Lap Time	T1	T2	T3	T4	Speed	Lap	Lap Time	T1	T2	T3	T4	Speed	
<b>20th</b>	<b>33</b>	<b>Rory SKINNER</b>					OnlyFans American R GBR	2	<b>1'36.421</b>	26.706	26.992	25.181	17.542	250.8
		Runs=2	Total laps=15	Full laps=12	Valid laps=10		3	<b>1'36.353</b>	26.728	26.891	25.168	17.566	253.5	
1	2'01.807	19.330	28.675	26.001	17.908		4	<b>1'36.322</b>	26.698	26.849	25.012	17.763	254.4	
2	<b>1'37.229</b>	27.095	27.294	25.326	17.514	251.7	5	<b>1'36.059</b>	26.475	26.842	25.052	17.690	255.3	
3	<b>1'36.333</b>	26.654	27.014	25.167	17.498	253.5	6	<b>1'35.854</b>	26.539	26.787	25.027	17.501	255.3	
4	<b>1'35.860</b>	26.447	26.885	25.116	17.412	253.5	7	<b>1'35.710</b>	26.509	26.722	25.001	17.478	252.6	
5	<b>1'35.713</b>	26.438	26.904	25.047	17.324	255.3	8	<b>1'35.640</b>	26.470	26.783	24.983	17.404	253.5	
6	<b>1'35.934</b>	26.320	27.087	25.121	17.406	255.3	9	1'35.671 *	26.471	26.744	24.995	17.461*	253.5	
7	<b>1'35.462</b>	26.382	26.718	24.919	17.443	255.3		<b>unfinished</b>	27.640	39.672			253.5	
8	1'44.547 P	27.05*	27.399	25.486	24.607	256.2	10	<b>1'29.703</b>	19.593	27.355	25.312	17.443		
9	7'29.642	19.179	28.831	25.877	17.875		11	<b>1'35.490</b>	26.525	26.670	24.945	17.350	250.8	
10	<b>1'37.188</b>	27.349	27.189	25.187	17.463	251.7	12	1'35.190	26.304	26.572	24.923	17.391	252.6	
11	1'35.667 *	26.416	26.826	24.965	17.460*	254.4								
12	1'37.498 *	26.315	26.847	25.237*	19.099	255.3								
13	<b>1'35.346</b>	26.260	26.773	24.973	17.340	254.4								
14	<b>1'35.355</b>	26.273	26.831	24.862	17.389	253.5								
15	1'35.074	26.207	26.650	24.916	17.301	254.4								
<b>21st</b>	<b>11</b>	<b>Sergio GARCIA</b>					Pons Wegow Los40 SPA							
		Runs=2	Total laps=15	Full laps=12	Valid laps=8									
1	2'31.902	19.073	27.754	25.322	17.825									
2	<b>1'36.873</b>	27.009	27.105	25.230	17.529	256.2								
3	<b>1'36.069</b>	26.712	26.768	24.944	17.645	256.2								
4	<b>1'36.452</b>	26.873	27.066	25.059	17.454	255.3								
5	1'36.042 *	26.70*	26.875	24.948	17.510	256.2								
6	<b>1'36.226</b>	26.787	26.755	25.176	17.508	256.2								
7	<b>1'35.392</b>	26.426	26.689	24.837	17.440	257.1								
8	<b>1'35.478</b>	26.314	26.737	25.023	17.404	256.2								
9	1'44.263 P	26.857	28.195	25.785	23.426	256.2								
10	7'57.740	19.591	30.931	28.072	19.756									
11	1'41.069 *	26.580	26.744	29.029*	18.716*	256.2								
12	1'34.946 *	26.390	26.594	24.755*	17.207	258.9								
13	1'35.083	26.255	26.599	24.941	17.288	258.9								
14	<b>1'35.119</b>	26.234	26.651	24.854	17.380	255.3								
15	1'35.560 *	26.296	26.444	25.317	17.503*	256.2								
<b>22nd</b>	<b>3</b>	<b>Lukas TULOVIC</b>					Liqui Moly Husqvarna GER							
		Runs=2	Total laps=14	Full laps=11	Valid laps=8									
1	2'29.266	19.796	28.322	25.753	17.811									
2	<b>1'36.614</b>	26.758	27.023	25.209	17.624	253.5								
3	<b>1'36.276</b>	26.673	26.884	25.195	17.524	256.2								
4	<b>1'35.673</b>	26.347	26.850	25.005	17.471	256.2								
5	<b>1'36.057</b>	26.465	26.987	24.966	17.639	257.1								
6	<b>1'35.511</b>	26.377	26.683	25.017	17.434	257.1								
7	1'42.359 P	26.628	27.047	25.178	23.506	256.2								
8	8'30.423	19.646	28.820	25.458	17.450									
9	1'36.958 *	26.73*	26.802	25.192	18.232	252.6								
10	<b>1'42.010</b>	26.197	26.830	26.154	22.829	255.3								
11	1'43.011 *	26.357	26.948	25.898*	23.808	258.0								
12	1'36.876 *	26.79*	26.879	25.273	17.934	258.0								
13	<b>1'39.262</b>	29.032	27.754	24.990	17.486	257.1								
14	1'35.183	26.279	26.662	24.848	17.394	257.1								
<b>23rd</b>	<b>64</b>	<b>Bo BENDSNEYDER</b>					Pertamina Mandalika NED							
		Runs=2	Total laps=12	Full laps=9	Valid laps=11									
1	2'10.149	19.108	27.729	25.689	17.852									
<b>24th</b>	<b>28</b>	<b>Izan GUEVARA</b>					Autosolar GASGAS A SPA							
		Runs=2	Total laps=13	Full laps=10	Valid laps=8									
1	2'05.621	19.139	29.289	25.992	18.185									
2	<b>1'39.090</b>	27.419	28.171	25.625	17.875	255.3								
3	<b>1'37.667</b>	27.065	27.448	25.390	17.764	256.2								
4	<b>1'36.461</b>	26.545	27.176	25.232	17.508	257.1								
5	<b>1'36.255</b>	26.387	27.036	25.287	17.545	257.1								
6	<b>1'36.440</b>	26.501	26.846	25.597	17.496	257.1								
7	<b>1'35.684</b>	26.349	26.865	25.099	17.371	258.0								
8	1'43.920 P	27.298	27.610	25.465	23.547	258.0								
9	10'02.639	18.568	27.588	25.399	17.486									
10	1'36.248 *	26.414	26.802	25.081*	17.951*	258.0								
11	1'35.191	26.307	26.730	24.784	17.370	260.8								
12	<b>1'37.811</b>	26.176	26.923	26.378	18.334	259.9								
13	1'37.958 *	26.335	27.606	26.522	17.495*	258.9								
<b>25th</b>	<b>16</b>	<b>Joe ROBERTS</b>					Italtrans Racing Team USA							
		Runs=2	Total laps=12	Full laps=9	Valid laps=6									
1	2'21.251	23.056	27.881	25.896	17.753									
2	<b>1'52.022</b>	31.059	37.630	25.689	17.644	252.6								
3	<b>1'36.610</b>	26.780	27.065	25.248	17.517	253.5								
4	<b>1'36.223</b>	26.650	26.855	25.195	17.523	253.5								
5	1'37.226 *	27.14*	27.083	25.471	17.530	254.4								
6	<b>1'37.012</b>	26.879	27.428	25.159	17.546	252.6								
7	1'35.985 *	26.598	26.845	25.138*	17.404	256.2								
8	<b>1'35.585</b>	26.398	26.786	25.039	17.362	254.4								
9	2'32.576 P	1'06.32*	36.057	26.914	23.280	254.4								
10	10'32.510 *	19.776	27.413	25.714	17.611*									
11	1'35.751 *	26.73*	26.719	24.958	17.341*	252.6								
12	1'35.370	26.514	26.671	24.878	17.307	255.3								
<b>26th</b>	<b>72</b>	<b>Borja GOMEZ</b>					Fantic Racing SPA							
		Runs=2	Total laps=15	Full laps=12	Valid laps=8									
1	1'48.096	19.264	28.588	25.921	18.272									
2	1'37.363 *	27.041	27.418	25.218*	17.686	258.0								
3	1'40.613 *	29.37*	28.667	25.079	17.489	258.9								
4	<b>1'35.717</b>	26.403	26.833	25.009	17.472	258.0								
5	<b>1'35.605</b>	26.570	26.677	24.847	17.511	259.9								
6	<b>1'35.617</b>	26.299	26.902	24.938	17.478	257.1								
7	<b>1'35.726</b>	26.353	26.966	24.955	17.452	258.0								
8	1'44.942 *	28.95*	29.174	27.057	19.759	256.2								
9	<b>1'35.472</b>	26.407	26.703	24.933	17.429	258.9								
10	1'45.561 P	27.75*	28.151*	25.789	23.871	255.3								
<b>Fastest Lap:</b> Pedro ACOSTA Red Bull KTM Ajo SPA <b>1'33.523</b> 25.795 26.161 24.495 17.072														

These data/results cannot be reproduced, stored and/or transmitted in whole or in part by any manner of electronic, mechanical, photocopying, recording, broadcasting or otherwise now known or herein after developed without the previous express consent by the copyright owner, except for reproduction in daily press and regular printed publications on sale to the public within 60 days of the event related to those data/results and always provided that copyright symbol appears together as follows below.  
© DORNA, 2023

## Practice Nr. 3

Moto2

Lap	Lap Time	T1	T2	T3	T4	Speed	Lap	Lap Time	T1	T2	T3	T4	Speed
11	8'27.618 *	20.756	31.004	27.582*	19.866		14	<b>1'36.026</b>	26.520	26.831	25.148	17.527	254.4
12	<b>1'40.662</b>	26.690	27.244	28.616	18.112	256.2	15	<b>1'36.152</b>	26.542	<b>26.679</b>	25.377	17.554	253.5
13	<b>1'35.373</b>	26.430	26.648	24.980	<b>17.315</b>	258.0							
14	1'34.947 *	<b>26.220</b>	26.572	24.824*	17.331	258.9							
15	<b>1'35.647</b>	26.253	<b>26.559</b>	25.322	17.513	258.0							

**27th 67** **Alberto SURRA** Forward Team ITA  
Runs=2 Total laps=15 Full laps=12 Valid laps=6

1	1'48.972	19.733	28.451	25.720	17.949	
2	1'37.291 *	26.53 *	27.673	25.316	17.771	257.1
3	<b>1'36.636</b>	26.709	27.070	25.295	17.562	258.9
4	<b>1'36.619</b>	26.607	27.082	25.225	17.705	256.2
5	1'44.056 P	26.710	26.982	25.092	<b>25.272</b>	<b>255.3</b>
6	8'29.073 *	19.638	31.593	31.086	17.769*	
7	1'36.418 *	26.763	26.812	25.339*	17.504	252.6
8	1'35.941 *	26.495	26.812	25.170	17.464*	255.3
9	<b>1'36.230</b>	26.639	26.867	25.125	17.599	255.3
10	1'45.964 *	27.06 *	30.518	28.133	20.246	253.5
11	1'41.116 *	26.585	26.825	29.042*	18.664	256.2
12	<b>1'36.316</b>	26.615	<b>26.781</b>	25.389	17.531	<b>259.9</b>
13	1'39.304 *	26.441	27.316	26.487	19.060*	257.1
14	<b>1'35.799</b>	26.400	26.878	25.081	<b>17.440</b>	257.1
15	<b>1'35.929</b>	<b>26.362</b>	26.967	<b>25.048</b>	17.552	256.2

**28th 73** **Mattia RATO** Pertamina Mandalika ITA  
Runs=2 Total laps=14 Full laps=11 Valid laps=9

1	1'50.347	19.642	28.641	25.801	18.204	
2	<b>1'37.877</b>	27.290	27.242	25.353	17.992	255.3
3	<b>1'36.607</b>	26.745	27.002	25.199	17.661	<b>257.1</b>
4	<b>1'36.898</b>	26.953	27.131	25.151	17.663	257.1
5	1'41.492 *	30.16 *	28.212	25.413	17.703	257.1
6	<b>1'36.614</b>	26.737	26.868	25.260	17.749	253.5
7	<b>1'36.151</b>	26.608	26.833	25.181	17.529	255.3
8	1'48.842 P	30.59 *	28.137	26.058	<b>24.057</b>	<b>256.2</b>
9	9'55.045	19.755	28.051	25.773	17.621	
10	1'36.369 *	26.819	26.887	25.173*	<b>17.490</b>	250.8
11	<b>1'35.990</b>	<b>26.388</b>	26.790	25.153	17.659	255.3
12	<b>1'38.231</b>	26.413	29.034	25.204	17.580	254.4
13	<b>1'35.932</b>	26.518	26.809	<b>25.040</b>	17.565	254.4
14	<b>1'35.999</b>	26.456	<b>26.737</b>	25.188	17.618	255.3

**29th 5** **Kohta NOZANE** Correos Pre pago Yam JPN  
Runs=2 Total laps=15 Full laps=12 Valid laps=11

1	1'53.587	20.106	28.792	26.243	17.894	
2	<b>1'37.136</b>	27.233	27.278	25.137	<b>17.488</b>	250.8
3	<b>1'36.384</b>	26.572	26.970	25.145	17.697	254.4
4	<b>1'36.540</b>	26.694	27.091	25.250	17.505	253.5
5	<b>1'36.387</b>	26.578	26.960	25.197	17.652	253.5
6	<b>1'35.993</b>	<b>26.419</b>	26.838	25.224	17.512	255.3
7	<b>1'39.187</b>	29.095	27.020	25.448	17.624	251.7
8	<b>1'36.616</b>	26.728	26.893	25.377	17.618	253.5
9	1'47.867 P	26.669	29.720	25.838	<b>25.640</b>	<b>252.6</b>
10	8'34.363	19.393	27.341	25.401	17.500	
11	1'36.488 *	26.748	26.808	25.274*	17.658	255.3
12	<b>1'36.006</b>	26.471	26.794	25.142	17.599	<b>256.2</b>
13	<b>1'36.080</b>	26.463	26.982	<b>25.130</b>	17.505	252.6

**Fastest Lap:** Pedro ACOSTA Red Bull KTM Ajo SPA **1'33.523** 25.795 26.161 24.495 17.072

These data/results cannot be reproduced, stored and/or transmitted in whole or in part by any manner of electronic, mechanical, photocopying, recording, broadcasting or otherwise now known or herein after developed without the previous express consent by the copyright owner, except for reproduction in daily press and regular printed publications on sale to the public within 60 days of the event related to those data/results and always provided that copyright symbol appears together as follows below.  
© DORNA, 2023

Official MotoGP Timing by TISSOT  
www.motogp.com

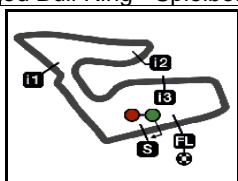
Spielberg, Saturday, August 19, 2023

Page 5 of 5

*motogp*







4348 m.

## CryptoDATA MOTORRAD GRAND PRIX VON ÖSTERREICH

## Practice Nr. 3

## Best Partial Times

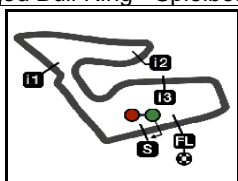
Moto2™

IT Ideal Lap Time, sum of the best partial times

BT Best Lap Time

T1		T2		T3		T4				IT	BT	
Pos	Rider	Time	Rider	Time	Rider	Time	Rider	Time	Pos	Rider	IT	BT
1	P.ACOSTA	25.721	P.ACOSTA	26.147	P.ACOSTA	24.471	P.ACOSTA	17.069	1	P.ACOSTA	1'33.408	1'33.523 (1)
2	S.CHANTRA	25.894	S.CHANTRA	26.226	A.OGURA	24.567	S.CHANTRA	17.075	2	S.CHANTRA	1'33.763	1'33.816 (2)
3	A.ARENAS	25.929	A.OGURA	26.278	S.CHANTRA	24.568	C.VIETTI	17.101	3	A.OGURA	1'33.897	1'34.095 (3)
4	A.OGURA	25.930	C.VIETTI	26.325	A.ARENAS	24.588	S.LOWES	17.114	4	C.VIETTI	1'34.017	1'34.174 (5)
5	C.VIETTI	25.941	J.DIXON	26.334	J.DIXON	24.604	A.OGURA	17.122	5	A.ARENAS	1'34.029	1'34.163 (4)
6	M.GONZALEZ	25.969	F.SALAC	26.357	S.LOWES	24.606	A.ARENAS	17.126	6	J.DIXON	1'34.194	1'34.216 (6)
7	F.SALAC	25.970	A.ARENAS	26.386	M.RAMIREZ	24.615	A.CANET	17.133	7	F.SALAC	1'34.280	1'34.308 (7)
8	J.DIXON	25.988	S.GARCIA	26.444	A.CANET	24.632	A.LOPEZ	17.174	8	A.CANET	1'34.297	1'34.426 (8)
9	A.CANET	26.023	M.GONZALEZ	26.461	J.ALCOBA	24.638	M.GONZALEZ	17.189	9	M.GONZALEZ	1'34.309	1'34.494 (9)
10	VD GOORBER	26.050	S.LOWES	26.464	C.VIETTI	24.650	Z.VD GOORBER	17.205	10	S.LOWES	1'34.377	1'34.653 (12)
11	F.ALDEGUER	26.074	T.ARBOLINO	26.476	D.BINDER	24.678	S.GARCIA	17.207	11	Z.VD GOORBER	1'34.549	1'34.549 (10)
12	T.ARBOLINO	26.085	D.BINDER	26.499	M.GONZALEZ	24.690	F.SALAC	17.232	12	A.LOPEZ	1'34.567	1'34.786 (13)
13	A.LOPEZ	26.096	A.CANET	26.509	A.ESCRIG	24.698	F.ALDEGUER	17.236	13	F.ALDEGUER	1'34.602	1'34.602 (11)
14	D.FOGGIA	26.141	J.ALCOBA	26.539	F.ALDEGUER	24.698	T.ARBOLINO	17.245	14	T.ARBOLINO	1'34.613	1'34.836 (17)
15	A.ESCRIG	26.172	D.FOGGIA	26.546	Z.VD GOORBER	24.717	D.FOGGIA	17.256	15	M.RAMIREZ	1'34.669	1'34.793 (14)
16	I.GUEVARA	26.176	A.LOPEZ	26.554	F.SALAC	24.721	J.DIXON	17.268	16	D.BINDER	1'34.693	1'34.821 (15)
17	D.BINDER	26.192	B.GOMEZ	26.559	A.LOPEZ	24.743	M.RAMIREZ	17.286	17	S.GARCIA	1'34.722	1'35.083 (21)
18	S.LOWES	26.193	M.RAMIREZ	26.560	I.GUEVARA	24.784	R.SKINNER	17.301	18	D.FOGGIA	1'34.743	1'34.821 (16)
19	L.TULOVIC	26.197	B.BENDSNEYDE	26.572	D.FOGGIA	24.800	J.ROBERTS	17.307	19	J.ALCOBA	1'34.774	1'34.939 (18)
20	R.SKINNER	26.207	Z.VD GOORBER	26.577	T.ARBOLINO	24.807	B.GOMEZ	17.315	20	A.ESCRIG	1'34.860	1'35.071 (19)
21	M.RAMIREZ	26.208	F.ALDEGUER	26.594	S.GARCIA	24.837	A.ESCRIG	17.319	21	B.GOMEZ	1'34.941	1'35.373 (26)
22	B.GOMEZ	26.220	R.SKINNER	26.650	B.GOMEZ	24.847	D.BINDER	17.324	22	R.SKINNER	1'35.020	1'35.074 (20)
23	J.ALCOBA	26.228	L.TULOVIC	26.662	L.TULOVIC	24.848	B.BENDSNEYDE	17.350	23	I.GUEVARA	1'35.060	1'35.191 (24)
24	S.GARCIA	26.234	J.ROBERTS	26.671	R.SKINNER	24.862	J.ALCOBA	17.369	24	L.TULOVIC	1'35.101	1'35.183 (22)

These data/results cannot be reproduced, stored and/or transmitted in whole or in part by any manner of electronic, mechanical, photocopying, recording, broadcasting or otherwise now known or herein after developed without the previous express consent by the copyright owner, except for reproduction in daily press and regular printed publications on sale to the public within 60 days of the event related to those data/results and always provided that copyright symbol appears together as follows below.  
© DORNA, 2023



4348 m.

## CryptoDATA MOTORRAD GRAND PRIX VON ÖSTERREICH

## Practice Nr. 3

## Best Partial Times

Moto2™

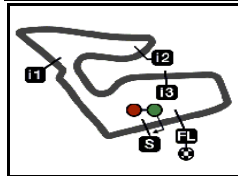
*IT* Ideal Lap Time, sum of the best partial times*BT* Best Lap Time

<b>T1</b>		<b>T2</b>		<b>T3</b>		<b>T4</b>				<i>IT</i>	<i>BT</i>	
<i>Pos</i>	<i>Rider</i>	<i>Time</i>	<i>Rider</i>	<i>Time</i>	<i>Rider</i>	<i>Time</i>	<i>Rider</i>	<i>Time</i>	<i>Pos</i>	<i>Rider</i>		
25	B.BENDSNEYDE	26.304	A.ESCRIG	26.671	J.ROBERTS	24.878	I.GUEVARA	17.370	25	<b>B.BENDSNEY</b>	1'35.149	1'35.190 (23)
26	<b>A.SURRA</b>	<b>26.362</b>	<b>K.NOZANE</b>	<b>26.679</b>	<b>B.BENDSNEYDE</b>	<b>24.923</b>	<b>L.TULOVIC</b>	<b>17.394</b>	26	<b>J.ROBERTS</b>	1'35.254	1'35.370 (25)
27	M.RATO	26.388	I.GUEVARA	26.730	M.RATO	25.040	A.SURRA	17.440	27	<b>A.SURRA</b>	1'35.631	1'35.799 (27)
28	<b>J.ROBERTS</b>	<b>26.398</b>	<b>M.RATO</b>	<b>26.737</b>	<b>A.SURRA</b>	<b>25.048</b>	<b>K.NOZANE</b>	<b>17.488</b>	28	<b>M.RATO</b>	1'35.655	1'35.932 (28)
29	K.NOZANE	26.419	A.SURRA	26.781	K.NOZANE	25.130	M.RATO	17.490	29	<b>K.NOZANE</b>	1'35.716	1'35.993 (29)

These data/results cannot be reproduced, stored and/or transmitted in whole or in part by any manner of electronic, mechanical, photocopying, recording, broadcasting or otherwise now known or herein after developed without the previous express consent by the copyright owner, except for reproduction in daily press and regular printed publications on sale to the public within 60 days of the event related to those data/results and always provided that copyright symbol appears together as follows below.  
© DORNA, 2023

Official MotoGP Timing by **TISSOT**  
www.motogp.com





4348 m.

## CryptoDATA MOTORRAD GRAND PRIX VON ÖSTERREICH

## Practice Nr. 3

## Fastest Laps Sequence

Practice Time	 Rider	Nation	Motorcycle	Time	Km/h	Rider's Lap
3'24.381	13 Celestino VIETTI	ITA	KALEX	1'36.525	162.1	2
3'26.494	15 Darryn BINDER	RSA	KALEX	1'36.484	162.2	2
3'46.570	64 Bo BENDSNEYDER	NED	KALEX	1'36.421	162.3	2
4'07.349	75 Albert ARENAS	SPA	KALEX	1'36.301	162.5	2
4'17.137	14 Tony ARBOLINO	ITA	KALEX	1'35.663	163.6	2
4'59.984	13 Celestino VIETTI	ITA	KALEX	1'35.603	163.7	3
5'00.869	17 Alex ESCRIG	SPA	FORWARD	1'35.565	163.7	3
5'03.267	24 Marcos RAMIREZ	SPA	KALEX	1'35.302	164.2	3
5'05.299	18 Manuel GONZALEZ	SPA	KALEX	1'34.997	164.7	3
5'58.939	37 Pedro ACOSTA	SPA	KALEX	1'34.956	164.8	3
7'17.869	75 Albert ARENAS	SPA	KALEX	1'34.912	164.9	4
7'27.432	14 Tony ARBOLINO	ITA	KALEX	1'34.836	165.0	4
7'33.606	37 Pedro ACOSTA	SPA	KALEX	1'34.667	165.3	4
8'19.805	18 Manuel GONZALEZ	SPA	KALEX	1'34.494	165.6	5
9'08.031	37 Pedro ACOSTA	SPA	KALEX	1'34.425	165.7	5
12'19.335	37 Pedro ACOSTA	SPA	KALEX	1'34.020	166.4	7
26'33.454	35 Somkiat CHANTRA	THA	KALEX	1'33.994	166.5	12
27'07.465	37 Pedro ACOSTA	SPA	KALEX	1'33.523	167.3	12

These data/results cannot be reproduced, stored and/or transmitted in whole or in part by any manner of electronic, mechanical, photocopying, recording, broadcasting or otherwise now known or herein after developed without the previous express consent by the copyright owner, except for reproduction in daily press and regular printed publications on sale to the public within 60 days of the event related to those data/results and always provided that copyright symbol appears together as follows below.

© DORNA, 2023

Official MotoGP Timing by TISSOT  
www.motogp.com

Spielberg, Saturday, August 19, 2023

